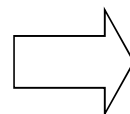


製品 内部配置  
Internal Photo


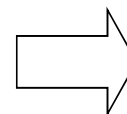


基板パターンアンテナ  
Pattern Antenna

RF回路部  
RF Circuit



電池取り外した状態  
Removing Battery



LFコイル  
LF Coil

回路カバー取り外した状態  
Removing Cover

Internal Antennas [X,Y, Z-antenna] described in Block Diagram are LF Coils and located as follows. They are not for radio transmitting .



カバー内側  
Reverse side of Cover