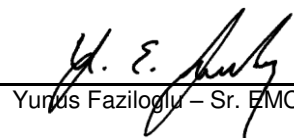





Test Report

Curtis-Straus LLC, a wholly owned subsidiary of BV CPS

Report No	EQ1060-2
Client	Udisense Inc. DBA: Nanit
Address	244 Fifth Avenue Suite 2702 New York, NY 10001
Phone	(917)-397-6528
Items tested	Smart Baby Monitor
FCC ID	2AIWVN101
IC	21649-N101
Model / HVIN	N101
Equipment Type	Unlicensed National Information Infrastructure TX
Equipment Code	NII
Emission Designator	36M2D1D
FCC/IC Rule Parts	CFR Title 47 FCC Part 15.407 ISED Canada Radio Standards Specification RSS-247 Issue 1
Test Dates	Jul 15, 25-29, Aug 1, 17-18, 24, 26, 29, Sep 2, 2016
Results	As detailed within this report
Prepared by	 Yurris Fazilloglu – Sr. EMC Engineer
Authorized by	 Christopher Reynolds – EMC Supervisor
Issue Date	10/20/2016
Conditions of Issue	This Test Report is issued subject to the conditions stated in the 'Conditions of Testing' section on page 58 of this report.

Curtis-Straus LLC is accredited by the American Association for Laboratory Accreditation for the specific scope of accreditation under Certificate Number 1627-01. This report may contain data which is not covered by the A2LA accreditation.



Curtis-Straus LLC, a wholly owned subsidiary of BV CPS
One Distribution Center Circle, #1 • Littleton, MA • TEL (978) 486-8880 • FAX (978) 486-8828



Contents

Contents	2
Summary	3
Test Methodology	4
Product Tested - Configuration Documentation	6
Statement of Conformity	7
Test Results	8
26dB Bandwidth, 6dB Bandwidth and 99% Occupied Bandwidth	8
Maximum Conducted Output Power (Average)	24
Radiated Spurious Emissions	34
Maximum Power Spectral Density	41
AC Line Conducted Emissions	55
Frequency Stability	56
Measurement Uncertainty	57
Conditions Of Testing	58

Form Final Report REV 7-20-07 (DW)



Summary

This test report supports an application for certification of a transmitter operating pursuant to CFR Title 47 FCC Part 15.407 and ISED Canada Radio Standards Specification RSS-247 Issue 1. The product is the “Smart Baby Monitor” (Model: N101). It operates in the following frequency ranges:

802.11an(HT20) : 5180MHz - 5240MHz,
 5260MHz - 5320MHz,
 5500MHz - 5700MHz,
 5745MHz - 5825MHz

802.11n(HT40) : 5190MHz - 5230MHz,
 5270MHz - 5310MHz,
 5510MHz - 5670MHz,
 5755MHz - 5795MHz

It has an internal patch antenna with 4dBi gain in the 5GHz band.

The product has Bluetooth Low Energy (BLE) and 802.11abgn capabilities as described in EUT Configuration section on page 6. The product is not capable of simultaneous transmission of different signals as they all have to be transmitted over the same antenna. Transmissions from different modes can only occur one at a time. This report lists the results from the 5GHz 802.11 modes only.

We found that the product met the above requirements without modification. Test samples were received in good condition.

Release Control Record

Issue No.	Reason for change
1	Original Release

Date Issued

October 20, 2016

Test Methodology

All testing was performed according to the following rules/standards/procedures/documents;

CFR Title 47 FCC Part 15.407

ISED Canada Radio Standards Specification RSS-247 Issue 1

ISED Canada Radio Standards Specification RSS-Gen Issue 4

FCC KDB 789033 D02 General UNII Test Procedures New Rules v01r02

ANSI C63.10-2013.

Radiated emissions were maximized by rotating the device around 3 orthogonal planes (X, Y and Z) as well as varying the test antenna's height and polarity. Only worst case results are presented in this report. EUT has an internal antenna that cannot be maximized separately.

RF conducted measurements were performed at the antenna port on the following channels:

UNII-1 band

- 5180MHz: Low Channel (36) for 802.11a/n(HT20)
- 5190MHz Low Channel (38) for 802.11n(HT40)
- 5200MHz Mid Channel (40) for 802.11a/n(HT20)
- 5230MHz High Channel (46) for 802.11n(HT40)
- 5240MHz High Channel (48) for 802.11a/n(HT20)

UNII-2A band

- 5260MHz: Low Channel (52) for 802.11a/n(HT20)
- 5270MHz Low Channel (54) for 802.11n(HT40)
- 5300MHz Mid Channel (60) for 802.11a/n(HT20)
- 5310MHz High Channel (62) for 802.11n(HT40)
- 5320MHz High Channel (64) for 802.11a/n(HT20)

UNII-2C band

- 5500MHz: Low Channel (100) for 802.11a/n(HT20)
- 5510MHz Low Channel (102) for 802.11n(HT40)
- 5550MHz Mid Channel (110) for 802.11n(HT40)
- 5580MHz Mid Channel (116) for 802.11a/n(HT20)
- 5670MHz High Channel (134) for 802.11n(HT40)
- 5700MHz High Channel (140) for 802.11a/n(HT20)



UNII-3 band

- 5745MHz: Low Channel (149) for 802.11a/n(HT20)
- 5755MHz Low Channel (151) for 802.11n(HT40)
- 5785MHz Mid Channel (157) for 802.11a/n(HT20)
- 5795MHz High Channel (159) for 802.11n(HT40)
- 5825MHz High Channel (165) for 802.11a/n(HT20)

EUT is supplied with an external power supply

Brand Name: nanit

Model: S010WU0500200

Input: 100-240VAC 50/60Hz, 400mA

Output: 5VDC, 2000mA

Accordingly AC line conducted emissions testing was performed.

Following bandwidths were used during AC line conducted and radiated spurious emissions tests:

Frequency	RBW	VBW
150kHz-30MHz	9kHz	30kHz
30-1000MHz	120kHz	1MHz
1-40GHz	1MHz	3MHz

Product Tested - Configuration Documentation

EUT Configuration										
Work Order:	Q1060									
Company:	Udisense Inc. DBA: Nanit									
Company Address:	244 Fifth Avenue Suite 2702									
	New York, NY 10001									
Contact:	Amnon Karni									
	MN	SN		For						
EUT:	N101	N101AU2616004		Radiated and AC line conducted testing						
	N101	N101AU2616008		Conducted antenna port testing						
EUT Description:	Smart Baby Monitor									
EUT Max Frequency:	800MHz (associated digital circuitry)									
EUT Min Frequency:	32.768kHz (associated digital circuitry)									
EUT TX Frequency:	802.11bgn(HT20) : 2412MHz - 2462MHz, 802.11n(HT40) : 2422MHz - 2452MHz 802.11an(HT20) : 5180MHz - 5240MHz, 5260MHz - 5320MHz, 5500MHz - 5700MHz, 5745MHz - 5825MHz 802.11n(HT40) : 5190MHz - 5230MHz, 5270MHz - 5310MHz, 5510MHz - 5670MHz, 5755MHz - 5795MHz Bluetooth Low Energy : 2402MHz - 2480MHz									
Support Equipment	MN		SN							
Lenovo Laptop	ThinkPad Edge E550		PF0C8YN0							
TP-LINK AC1750 Dual Band Wireless Router	Archer C7 (US)		2163130004184							
Port Label	Port Type	# ports	# populated	cable type	shielded	ferrites	length (m)	in/out	under test	comment
Power	USB Type-C	1	1	USB Type-C to USB Type-A	Yes	No	2m	in	yes	Used for power during radiated and AC line conducted testing. Used for power and test mode setup for conducted antenna port testing.
Software Operating Mode Description:										
For each 802.11 mode EUT is set to transmit on low, middle and high channels on UNII-1, UNII-2A, UNII-2C and UNII-3 bands as listed on pages 4 and 5 of this report.										

Statement of Conformity

EUT has shown compliance to the following:

RSS-GEN	RSP-100	RSS 247	Part 15	Comments
6.3			15.15(b)	There are no controls accessible to the user that varies the output power to operate in violation of the regulatory requirements.
	3.1		15.19	The label is shown in the label exhibit.
	4		15.21	Information to the user is shown in the instruction manual exhibit.
			15.27	No special accessories are required for compliance.
3, 6.1			15.31	The EUT was tested in accordance with the measurement standards in this section.
6.13			15.33	Frequency range was investigated according to this section, unless noted in specific rule section under which the equipment operates.
8.1			15.35	The EUT emissions were measured using the measurement detector and bandwidth specified in this section, unless noted in specific rule section under which the equipment operates.
8.3			15.203	EUT has a patch antenna internal to the device (4dBi gain in the 5GHz band). The antenna is connected to the PCB via an AMC (Amphenol Micro Coaxial) connector which is considered unique.
8.10			15.205 15.209	The fundamental is not in a Restricted band and the spurious and harmonic emissions in the Restricted bands comply with the general emission limits of 15.209 or RSS-Gen as applicable
8.8			15.207	The unit complies with the requirements of 15.207
			15.407	The unit complies with the requirements of 15.407
		RSS 247		The unit complies with the requirements of RSS-247
6.6				Occupied Bandwidth measurements performed.

Test Results

26dB Bandwidth, 6dB Bandwidth and 99% Occupied Bandwidth

Within the 5.725-5.85GHz band, the minimum 6 dB bandwidth shall be at least 500 kHz.

[15.407(e)]

6dB bandwidths were measured for UNII-3 band.

26dB bandwidths were measured for UNII-1, UNII-2A and UNII-2C bands.

99% occupied bandwidths were measured for UNII-1, UNII-2A, UNII-2C and UNII-3 bands.

MEASUREMENTS / RESULTS

UNII-1 Band

26dB Bandwidth			
Date: Jul-27-2016		Company: Udisense Inc. DBA: Nanit	Work Order: Q1060
Engineer: Yunus Faziloglu		EUT: Smart Baby Monitor (Model:N101)	EUT Operating Voltage/Frequency: 5VDC
Temp: 23.6°C		Humidity: 46%	Pressure: 1005mbar
Frequency Range: UNII-1 Band		Measurement Type: Conducted	
Notes: Powered from support laptop USB port		Measurement Method: FCC KDB 789033 D02 General UNII Test Procedures New Rules v01r02	
All data rates measured for each 802.11 mode. Only the highest readings are reported.			
Mode	Data Rate	Frequency	Reading
	Mbps	(MHz)	(MHz)
802.11a	9	5180.0	18.806
		5200.0	18.708
		5240.0	18.710
802.11n(HT20)	6.5	5180.0	19.023
		5200.0	19.007
		5240.0	19.027
802.11n(HT40)	13.5	5190.0	39.886
		5230.0	39.698
Test Site: Wireless Test Room		Cable 1: UFL to SMA adapter	Attenuator A2121
Analyzer: A2200		Copyright Curtis-Straus LLC 2000	

99% Occupied Bandwidth			
Date: Jul-27-2016		Company: Udisense Inc. DBA: Nanit	Work Order: Q1060
Engineer: Yunus Faziloglu		EUT: Smart Baby Monitor (Model:N101)	EUT Operating Voltage/Frequency: 5VDC
Temp: 23.6°C		Humidity: 46%	Pressure: 1005mbar
Frequency Range: UNII-1 Band		Measurement Type:	Conducted
Notes: Powered from support laptop USB port		Measurement Method:	RSS-Gen Issue 4 Section 6.6
All data rates measured for each 802.11 mode. Only the highest readings are reported.			
Mode	Data Rate	Frequency	Reading
	Mbps	(MHz)	(MHz)
802.11a	9	5180.0	16.408
		5200.0	16.422
		5240.0	16.406
802.11n(HT20)	65	5180.0	17.550
		5200.0	17.540
		5240.0	17.530
802.11n(HT40)	81	5190.0	36.118
		5230.0	36.080
Test Site: Wireless Test Room		Cable 1: UFL to SMA adapter	Attenuator A2121
Analyzer: A2200		Copyright Curtis-Straus LLC 2000	



UNII-2A Band

26dB Bandwidth			
Date: Jul-28-2016		Company: Udisense Inc. DBA: Nanit	Work Order: Q1060
Engineer: Yunus Faziloglu		EUT: Smart Baby Monitor (Model:N101)	EUT Operating Voltage/Frequency: 5VDC
Temp: 24.8°C		Humidity: 45%	Pressure: 1004mbar
Frequency Range: UNII-2A Band		Measurement Type: Conducted	
Notes: Powered from support laptop USB port		Measurement Method: FCC KDB 789033 D02 General UNII Test Procedures New Rules v01r02	
All data rates measured for each 802.11 mode. Only the highest readings are reported.			
Mode	Data Rate	Frequency	Reading
	Mbps	(MHz)	(MHz)
802.11a	6	5260.0	18.790
		5300.0	18.781
		5320.0	18.770
802.11n(HT20)	6.5	5260.0	19.083
		5300.0	19.047
		5320.0	19.000
802.11n(HT40)	13.5	5270.0	39.638
		5310.0	39.700
Test Site: Wireless Test Room		Cable 1: UFL to SMA adapter	Attenuator A2121
Analyzer: A2200		Copyright Curtis-Straus LLC 2000	

99% Occupied Bandwidth			
Date: Jul-28-2016		Company: Udisense Inc. DBA: Nanit	Work Order: Q1060
Engineer: Yunus Faziloglu		EUT: Smart Baby Monitor (Model:N101) EUT Operating Voltage/Frequency: 5VDC	
Temp: 24.8°C		Humidity: 45%	Pressure: 1004mbar
Frequency Range: UNII-2A Band		Measurement Type:	Conducted
Notes: Powered from support laptop USB port		Measurement Method:	RSS-Gen Issue 4 Section 6.6
All data rates measured for each 802.11 mode. Only the highest readings are reported.			
Mode	Data Rate	Frequency	Reading
	Mbps	(MHz)	(MHz)
802.11a	6	5260.0	16.481
		5300.0	16.420
		5320.0	16.425
802.11n(HT20)	58.5	5260.0	17.516
		5300.0	17.515
		5320.0	17.521
802.11n(HT40)	13.5	5270.0	36.102
		5310.0	36.080
Test Site: Wireless Test Room		Cable 1: UFL to SMA adapter	Attenuator A2121
Analyzer: A2200		Copyright Curtis-Straus LLC 2000	

UNII-2C Band

26dB Bandwidth			
Date: Jul-28-2016		Company: Udisense Inc. DBA: Nanit	Work Order: Q1060
Engineer: Yunus Faziloglu		EUT: Smart Baby Monitor (Model:N101)	EUT Operating Voltage/Frequency: 5VDC
Temp: 24.8°C		Humidity: 45%	Pressure: 1004mbar
Frequency Range: UNII-2C Band		Measurement Type:	Conducted
Notes: Powered from support laptop USB port		Measurement Method:	FCC KDB 789033 D02 General UNII Test Procedures New Rules v01r02
All data rates measured for each 802.11 mode. Only the highest readings are reported.			
Mode	Data Rate	Frequency	Reading
	Mbps	(MHz)	(MHz)
802.11a	6	5500.0	18.723
		5580.0	18.706
		5700.0	18.628
802.11n(HT20)	6.5	5500.0	19.031
		5580.0	19.142
		5700.0	19.12
802.11n(HT40)	13.5	5510.0	39.264
		5550.0	39.824
		5670.0	39.656
Test Site: Wireless Test Room		Cable 1: UFL to SMA adapter	Attenuator A2121
Analyzer: A2200		Copyright Curtis-Straus LLC 2000	

BUREAU
VERITAS

Curtis-Straus LLC, a wholly owned subsidiary of BV CPS

One Distribution Center Circle, #1 • Littleton, MA • TEL (978) 486-8880 • FAX (978) 486-8828



99% Occupied Bandwidth			
Date: Jul-28-2016		Company: Udisense Inc. DBA: Nanit	Work Order: Q1060
Engineer: Yunus Faziloglu		EUT: Smart Baby Monitor (Model:N101)	EUT Operating Voltage/Frequency: 5VDC
Temp: 24.8°C		Humidity: 45%	Pressure: 1004mbar
Frequency Range: UNII-2C Band		Measurement Type: Conducted	
Notes: Powered from support laptop USB port		Measurement Method: RSS-Gen Issue 4 Section 6.6	
All data rates measured for each 802.11 mode. Only the highest readings are reported.			
Mode	Data Rate Mbps	Frequency (MHz)	Reading (MHz)
802.11a	6	5500.0	16.437
		5580.0	16.405
		5700.0	16.418
802.11n(HT20)	6.5	5500.0	17.481
		5580.0	17.501
		5700.0	17.467
802.11n(HT40)	13.5	5510.0	36.052
		5550.0	36.126
		5670.0	36.036
Test Site: Wireless Test Room		Cable 1: UFL to SMA adapter	Attenuator A2121
Analyzer: A2200		Copyright Curtis-Straus LLC 2000	

UNII-3 Band

6dB Bandwidth					
Date: Aug-1-2016		Company: Udisense Inc. DBA: Nanit		Work Order: Q1060	
Engineer: Yunus Faziloglu		EUT: Smart Baby Monitor (Model:N101)		EUT Operating Voltage/Frequency: 5VDC	
Temp: 23°C		Humidity: 53%		Pressure: 1011mbar	
Frequency Range: UNII-3 Band		Measurement Type: Conducted			
Notes: Powered from support laptop USB port		Measurement Method: FCC KDB 789033 D02 General UNII Test Procedures New Rules v01r02			
All data rates measured for each 802.11 mode. Only the highest readings are reported.					
	Data Rate	Frequency	Reading	Limit	Result
Mode	Mbps	(MHz)	(MHz)	(MHz)	(Pass/Fail)
802.11a	48	5745.0	16.314	≥ 0.5	Pass
		5785.0	16.312	≥ 0.5	Pass
		5825.0	16.301	≥ 0.5	Pass
802.11n(HT20)	65	5745.0	17.589	≥ 0.5	Pass
		5785.0	17.564	≥ 0.5	Pass
		5825.0	17.550	≥ 0.5	Pass
802.11n(HT40)	121.5	5755.0	35.092	≥ 0.5	Pass
		5795.0	35.096	≥ 0.5	Pass
Test Site: Wireless Test Room		Cable 1: UFL to SMA adapter		Attenuator A2121	
Analyzer: A2200		Copyright Curtis-Straus LLC 2000			

99% Occupied Bandwidth			
Date: Aug-1-2016		Company: Udisense Inc. DBA: Nanit	Work Order: Q1060
Engineer: Yunus Faziloglu		EUT: Smart Baby Monitor (Model:N101)	EUT Operating Voltage/Frequency: 5VDC
Temp: 23°C		Humidity: 53%	Pressure: 1011mbar
Frequency Range: UNII-3 Band		Measurement Type: Conducted	
Notes: Powered from support laptop USB port		Measurement Method: RSS-Gen Issue 4 Section 6.6	
All data rates measured for each 802.11 mode. Only the highest readings are reported.			
Mode	Data Rate	Frequency	Reading
	Mbps	(MHz)	(MHz)
802.11a	6	5745.0	16.389
		5785.0	16.413
		5825.0	16.373
802.11n(HT20)	52	5745.0	17.542
		5785.0	17.515
		5825.0	17.546
802.11n(HT40)	54	5755.0	36.124
		5795.0	36.232
Test Site: Wireless Test Room		Cable 1: UFL to SMA adapter	Attenuator A2121
Analyzer: A2200		Copyright Curtis-Straus LLC 2000	

BUREAU
VERITAS

Curtis-Straus LLC, a wholly owned subsidiary of BV CPS

One Distribution Center Circle, #1 • Littleton, MA • TEL (978) 486-8880 • FAX (978) 486-8828



Rev. 7/4/2016

Spectrum Analyzers / Receivers / Preselectors		Range	MN	Mfr	SN	Asset	Cat	Calibration Due	Calibrated on
FSV40 Signal/Spectrum Analyzer		10Hz-40GHz	FSV40	R&S	101551	2200	I	6/1/2017	6/1/2016
Preamps / Couplers Attenuators / Filters		Range	MN	Mfr	SN	Asset	Cat	Calibration Due	Calibrated on
API - 30dB 20W Attenuator		9KHz-40GHz	89-30-11	API Weinschel	703	2121	I	2/10/2017	2/10/2016
Meteorological Meters			MN	Mfr	SN	Asset	Cat	Calibration Due	Calibrated on
Weather Clock (Pressure Only)			BA928	Oregon Scientific	C3166-1	831	I	4/28/2018	4/28/2016
TH A#2085			HTC-1	HDE		2085	II	4/5/2017	4/5/2016

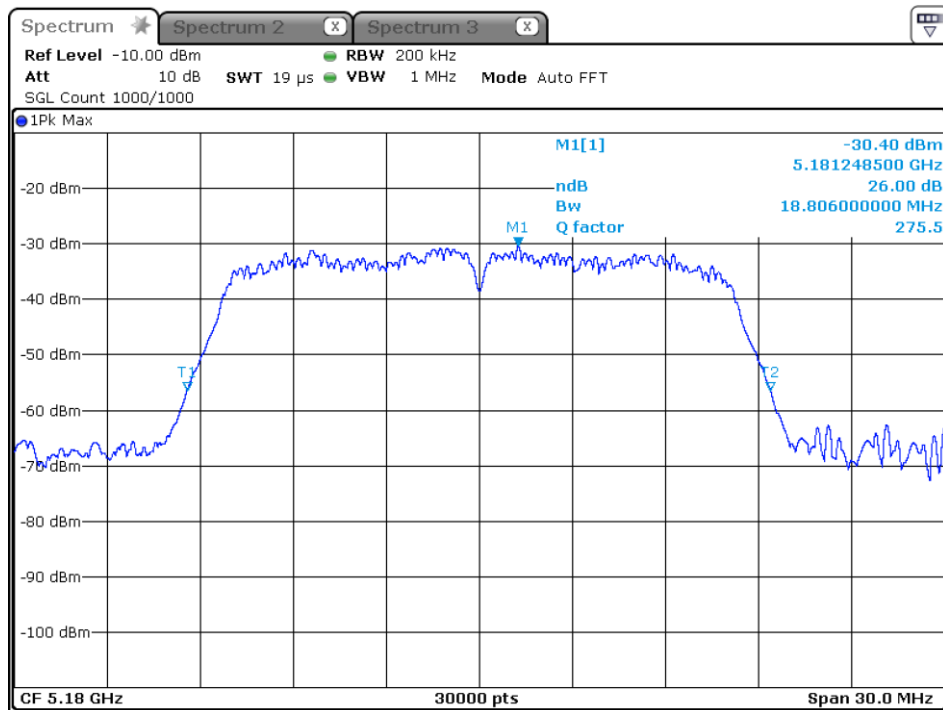
All equipment is calibrated using standards traceable to NIST or other nationally recognized calibration standard.

Plots

Continued on next page.

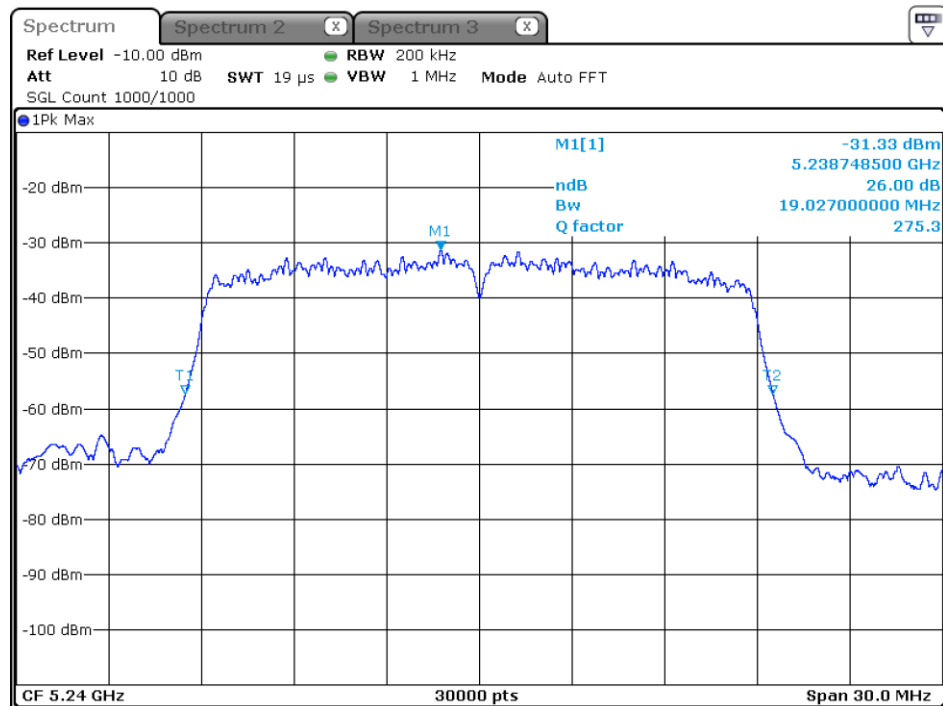


UNII-1 Band



Date: 27.JUL.2016 11:18:39

26dB Bandwidth 802.11a 9Mbps 5180MHz



Date: 27.JUL.2016 13:46:55

26dB Bandwidth 802.11n (HT20) 6.5Mbps 5240MHz



Curtis-Straus LLC, a wholly owned subsidiary of BV CPS
One Distribution Center Circle, #1 • Littleton, MA • TEL (978) 486-8880 • FAX (978) 486-8828

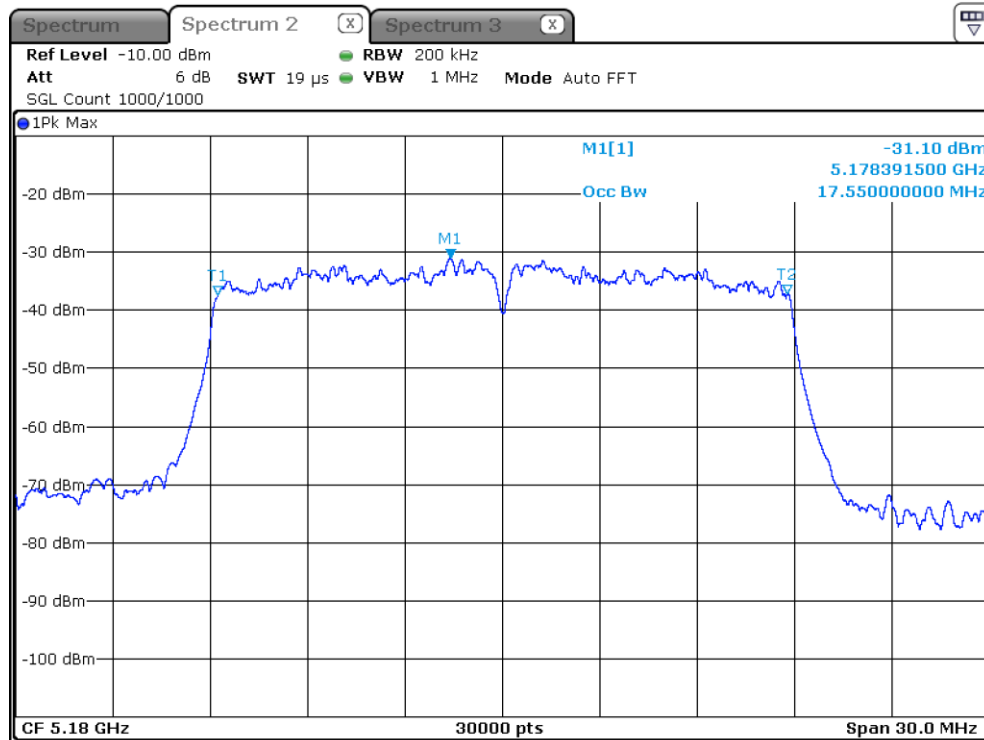




26dB Bandwidth 802.11n (HT40) 13.5Mbps 5190MHz

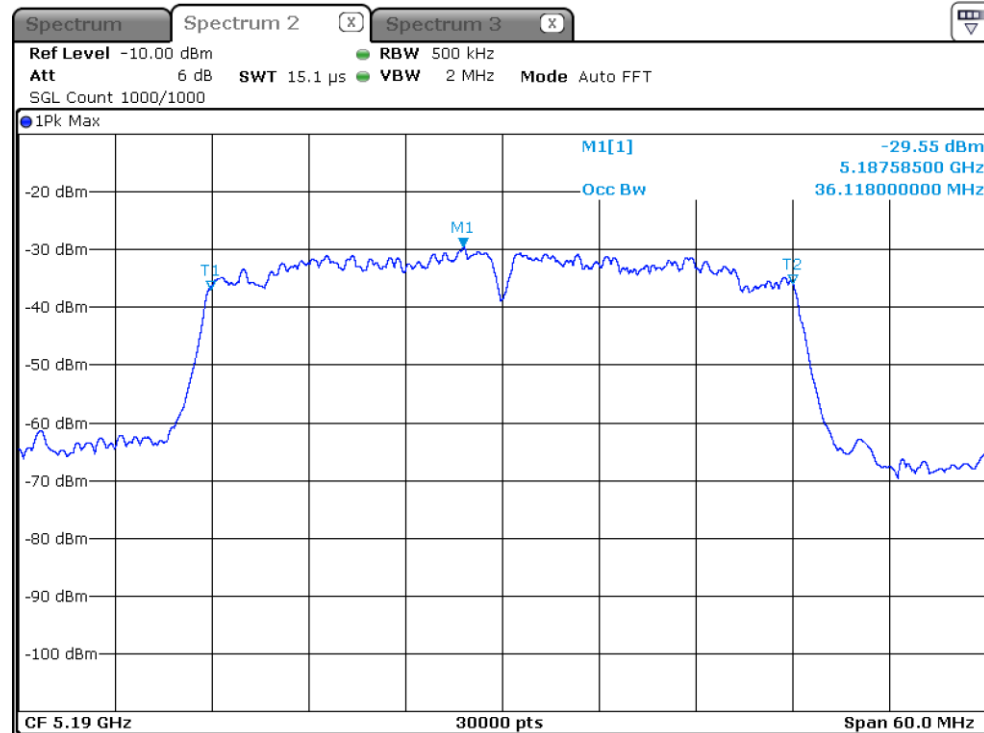


99% Occupied Bandwidth 802.11a 9Mbps 5200MHz



Date: 27.JUL.2016 13:52:26

99% Occupied Bandwidth 802.11n (HT20) 65Mbps 5180MHz



Date: 27.JUL.2016 14:43:42

99% Occupied Bandwidth 802.11n (HT40) 81Mbps 5190MHz

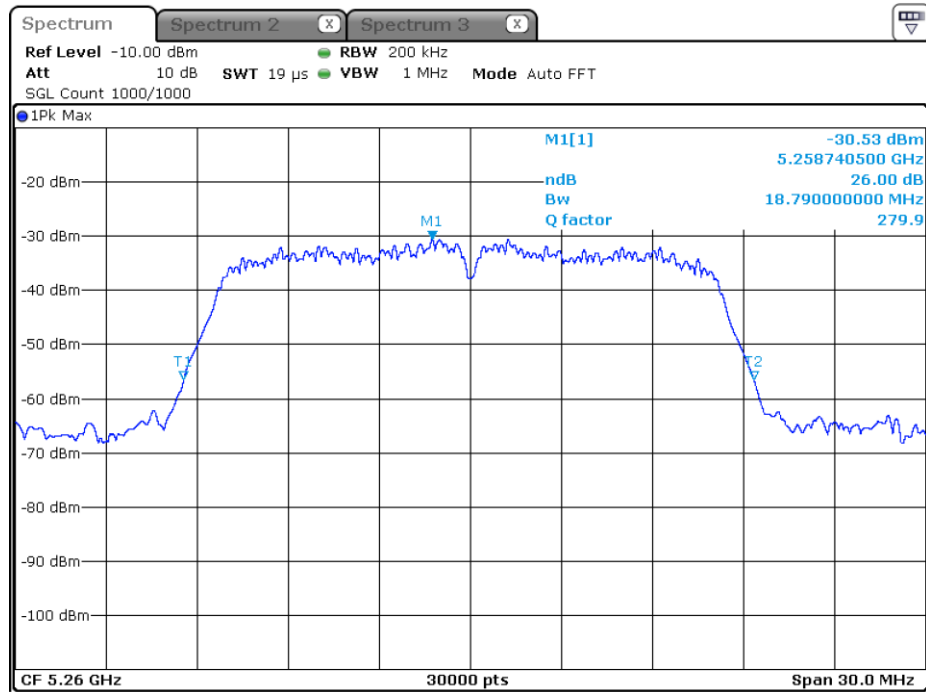


Curtis-Straus LLC, a wholly owned subsidiary of BV CPS

One Distribution Center Circle, #1 • Littleton, MA • TEL (978) 486-8880 • FAX (978) 486-8828

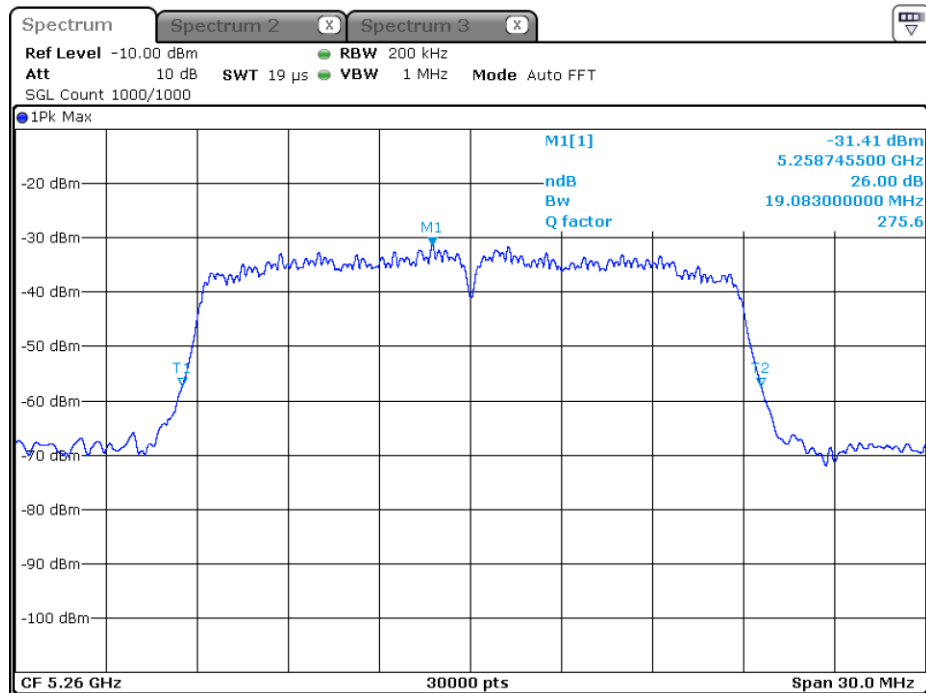


UNII-2A Band



Date: 28.JUL.2016 11:15:08

26dB Bandwidth 802.11a 6Mbps 5260MHz



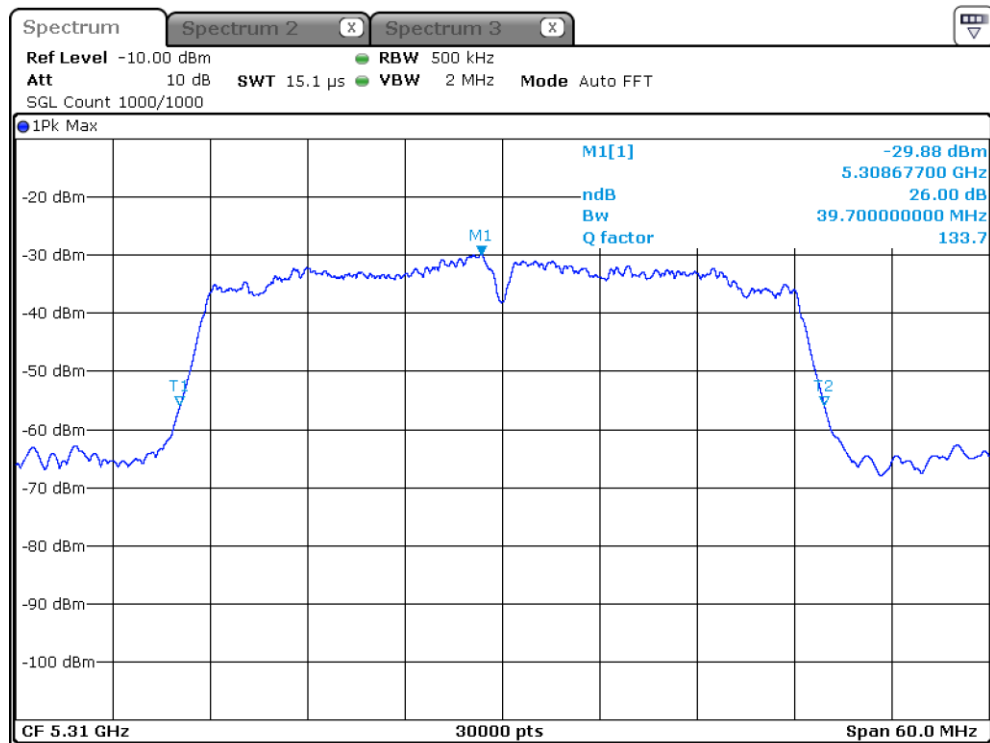
Date: 28.JUL.2016 14:02:47

26dB Bandwidth 802.11n (HT20) 6.5Mbps 5260MHz



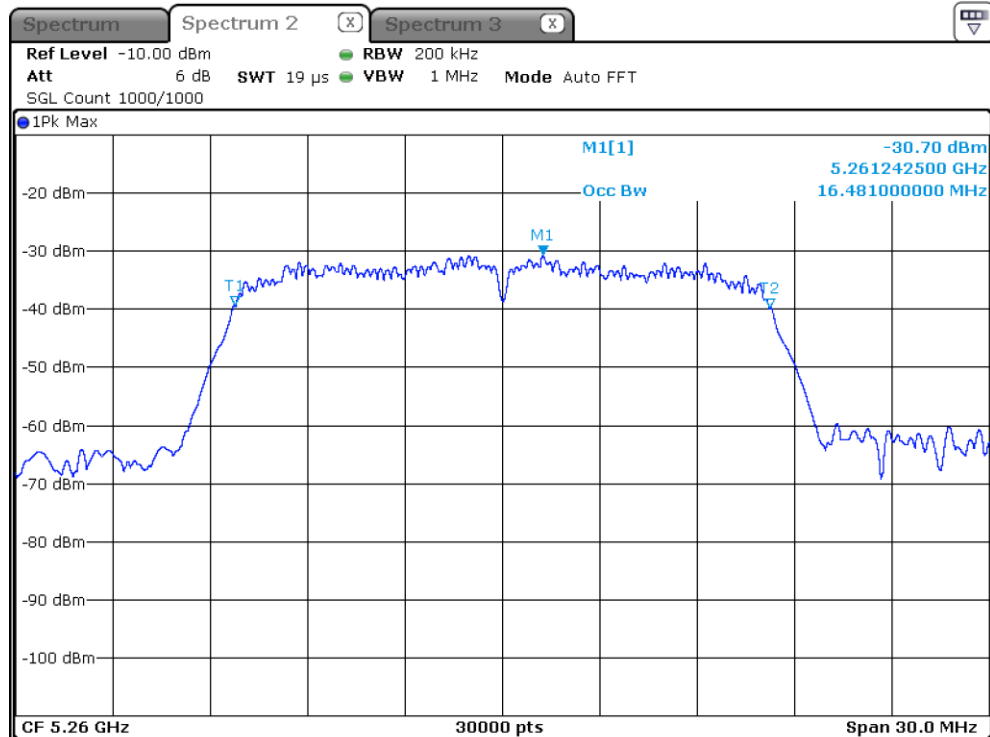
Curtis-Straus LLC, a wholly owned subsidiary of BV CPS
One Distribution Center Circle, #1 • Littleton, MA • TEL (978) 486-8880 • FAX (978) 486-8828





Date: 28.JUL.2016 14:27:49

26dB Bandwidth 802.11n (HT40) 13.5Mbps 5310MHz



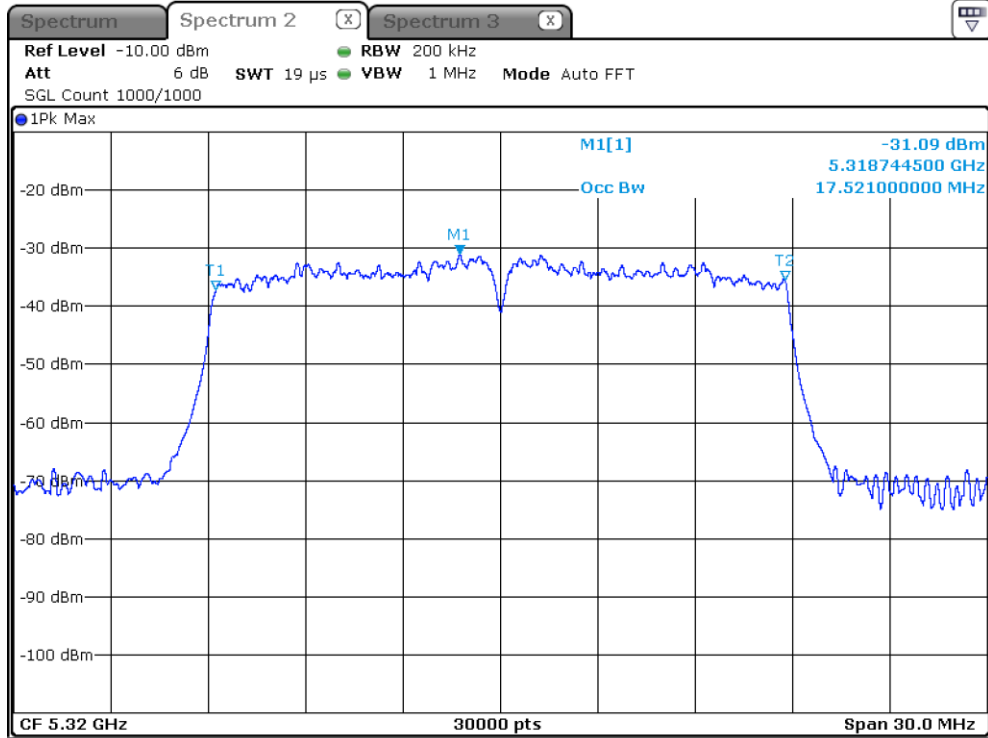
Date: 28.JUL.2016 11:17:41

99% Occupied Bandwidth 802.11a 6Mbps 5260MHz



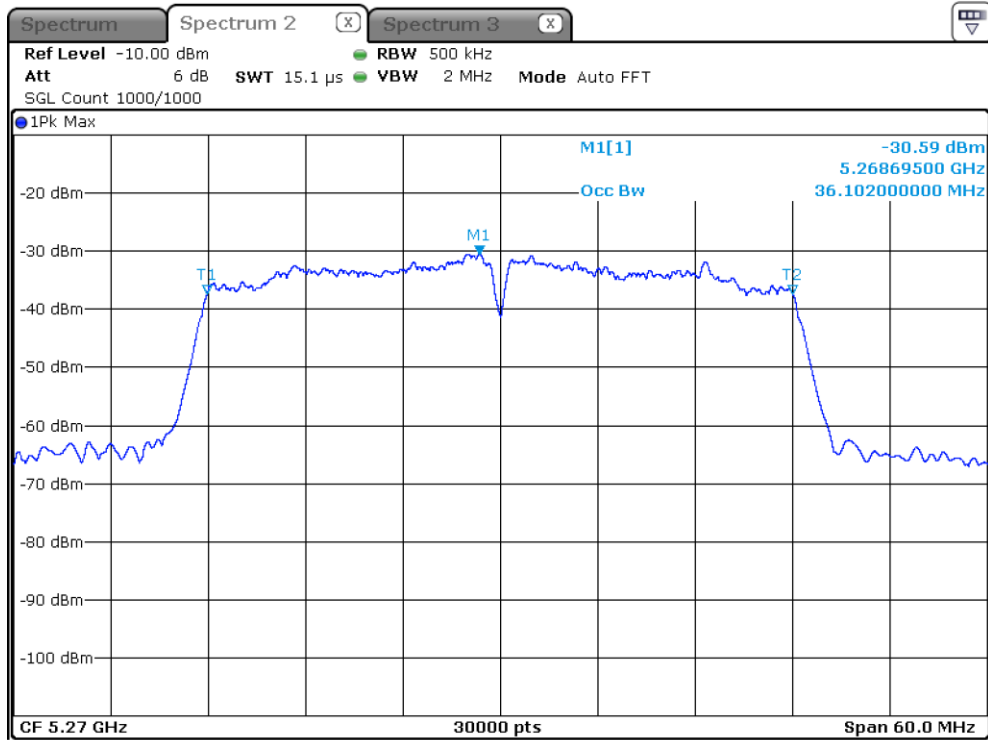
Curtis-Straus LLC, a wholly owned subsidiary of BV CPS
 One Distribution Center Circle, #1 • Littleton, MA • TEL (978) 486-8880 • FAX (978) 486-8828





Date: 28.JUL.2016 14:15:39

99% Occupied Bandwidth 802.11n (HT20) 58.5Mbps 5320MHz



Date: 28.JUL.2016 15:09:29

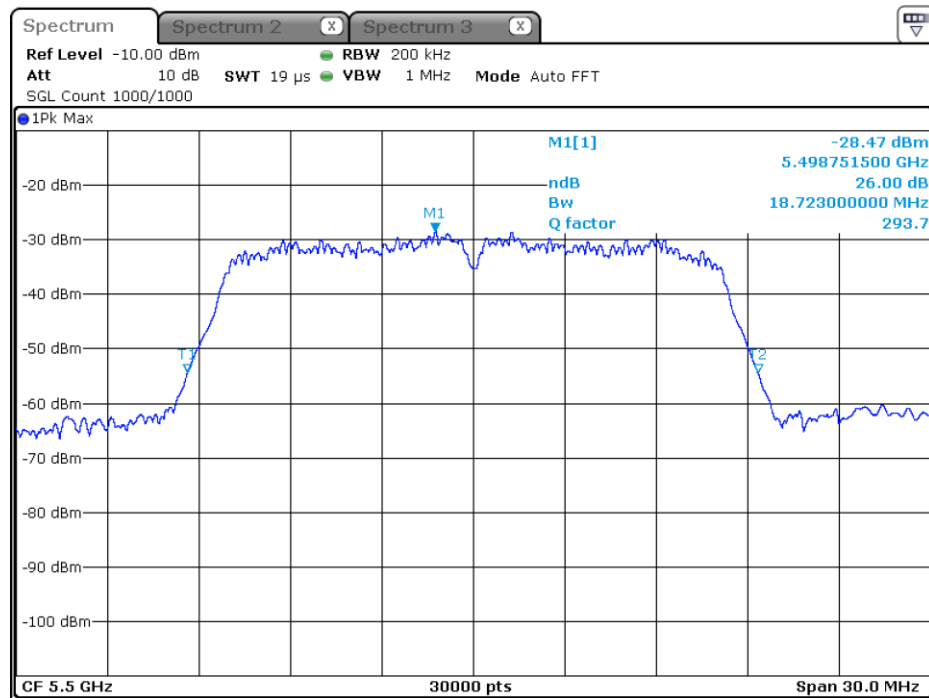
99% Occupied Bandwidth 802.11n (HT40) 13.5Mbps 5270MHz



Curtis-Straus LLC, a wholly owned subsidiary of BV CPS
One Distribution Center Circle, #1 • Littleton, MA • TEL (978) 486-8880 • FAX (978) 486-8828

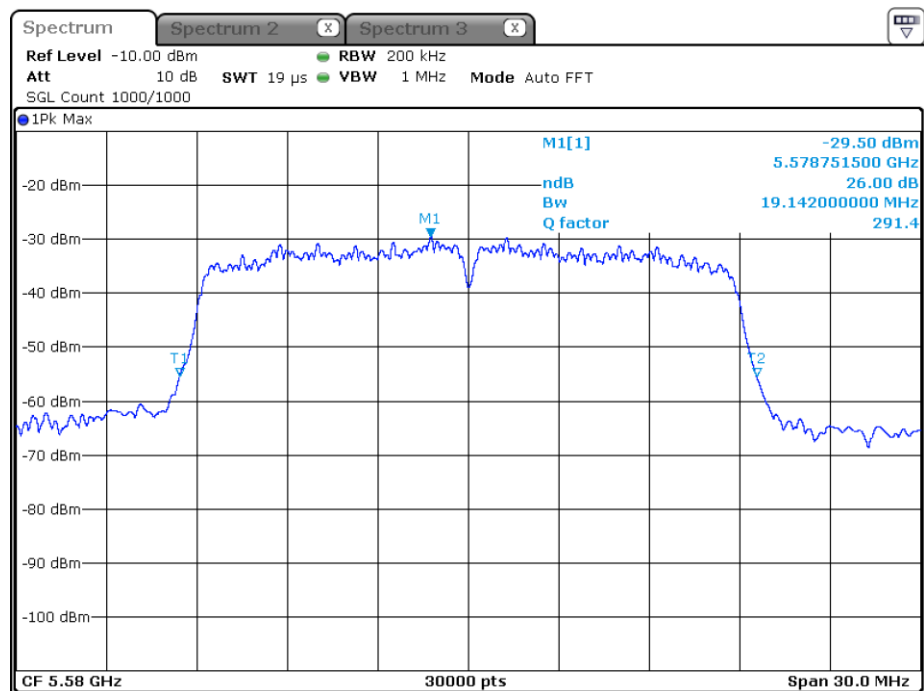


UNII-2C Band



Date: 28.JUL.2016 16:17:35

26dB Bandwidth 802.11a 6Mbps 5500MHz



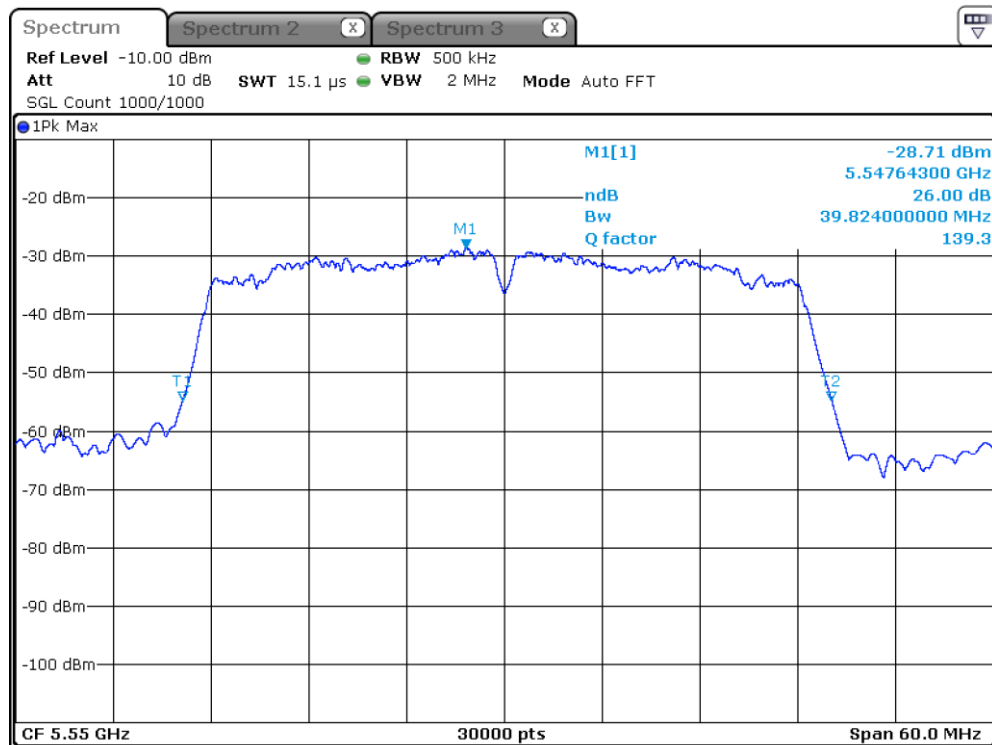
Date: 29.JUL.2016 09:37:29

26dB Bandwidth 802.11n (HT20) 6.5Mbps 5580MHz



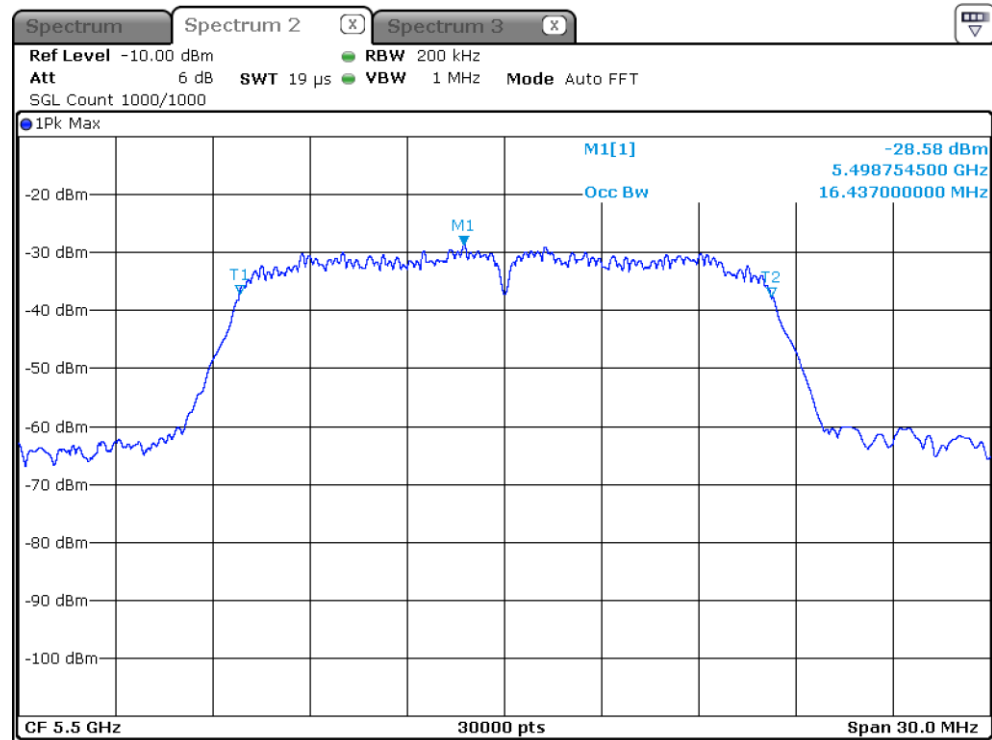
Curtis-Straus LLC, a wholly owned subsidiary of BV CPS
One Distribution Center Circle, #1 • Littleton, MA • TEL (978) 486-8880 • FAX (978) 486-8828





Date: 29 JUL 2016 10:48:09

26dB Bandwidth 802.11n (HT40) 13.5Mbps 5550MHz



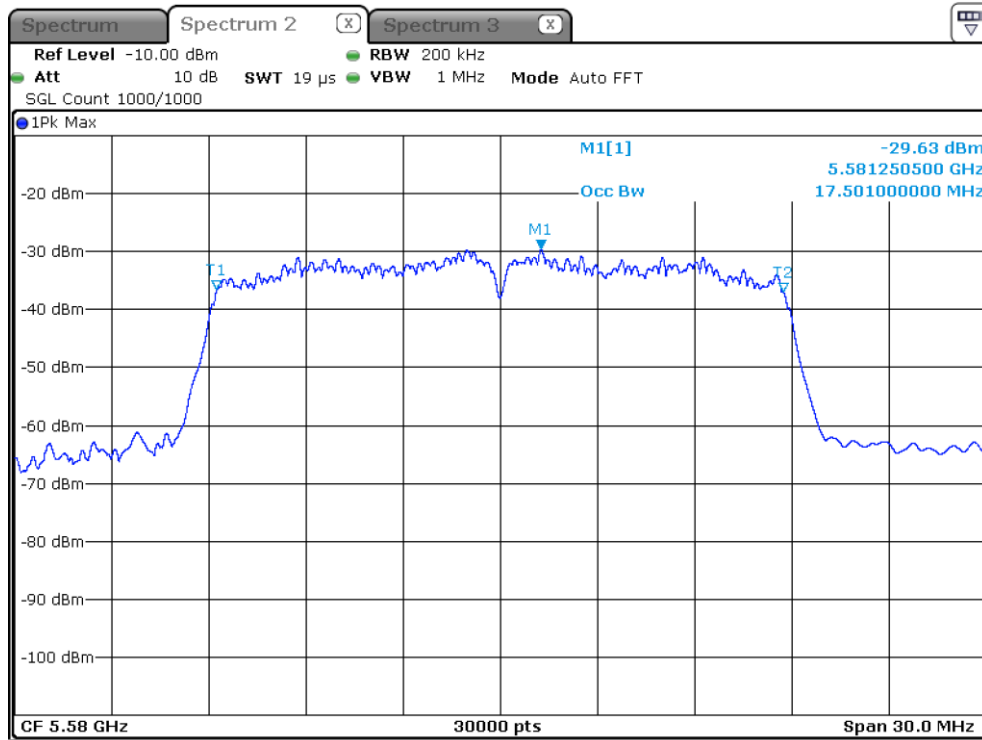
Date: 28 JUL 2016 16:19:38

99% Occupied Bandwidth 802.11a 6Mbps 5500MHz



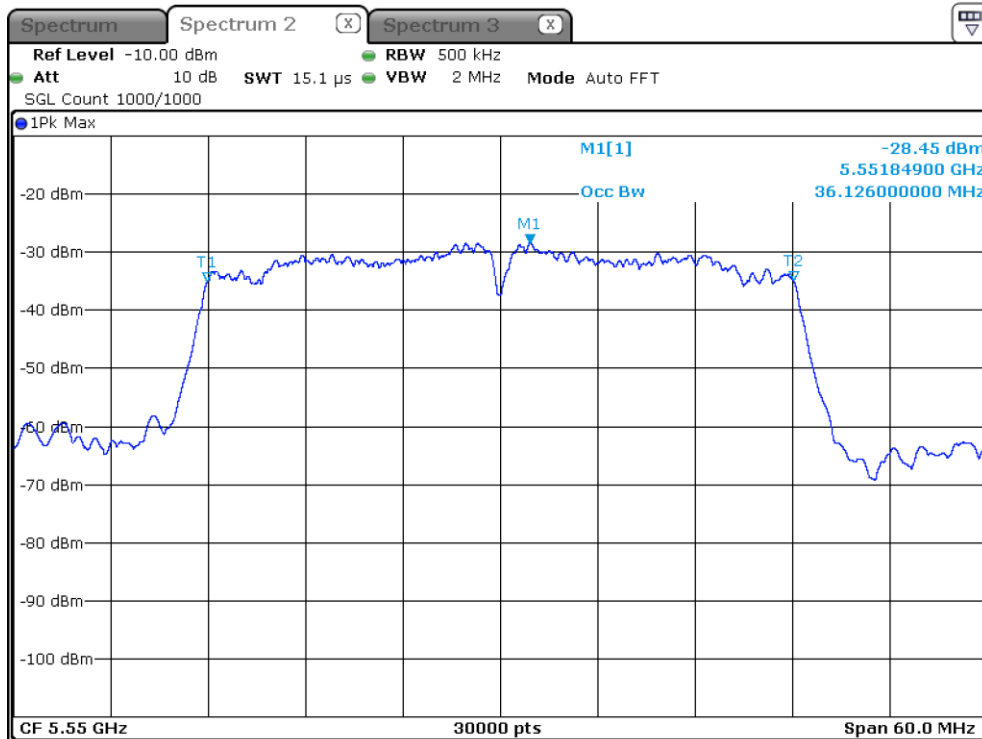
Curtis-Straus LLC, a wholly owned subsidiary of BV CPS
One Distribution Center Circle, #1 • Littleton, MA • TEL (978) 486-8880 • FAX (978) 486-8828





Date: 29.JUL.2016 10:22:02

99% Occupied Bandwidth 802.11n (HT20) 6.5Mbps 5580MHz



Date: 29.JUL.2016 10:51:57

99% Occupied Bandwidth 802.11n (HT40) 13.5Mbps 5550MHz

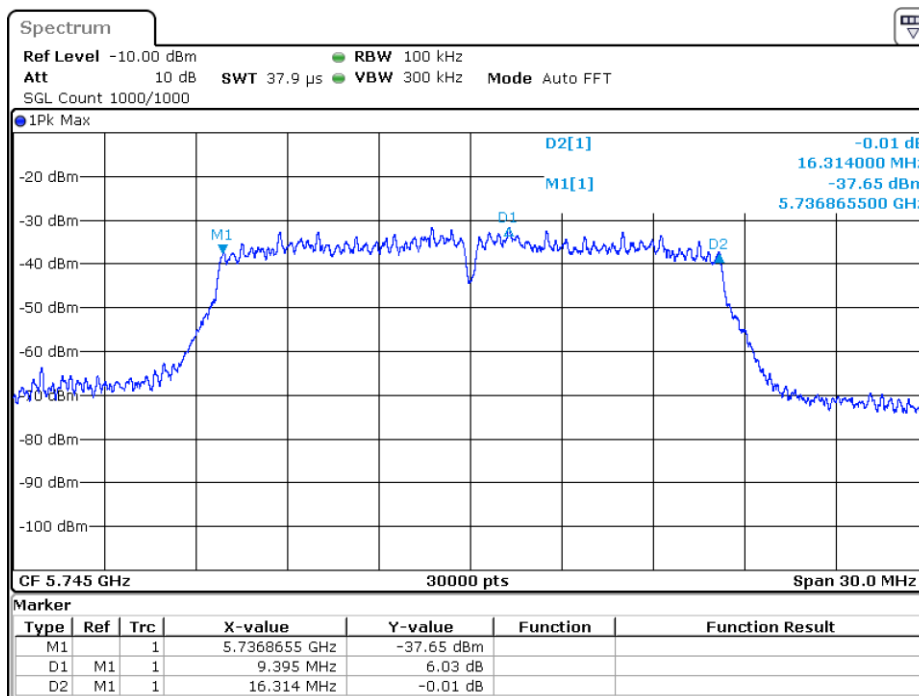


Curtis-Straus LLC, a wholly owned subsidiary of BV CPS

One Distribution Center Circle, #1 • Littleton, MA • TEL (978) 486-8880 • FAX (978) 486-8828

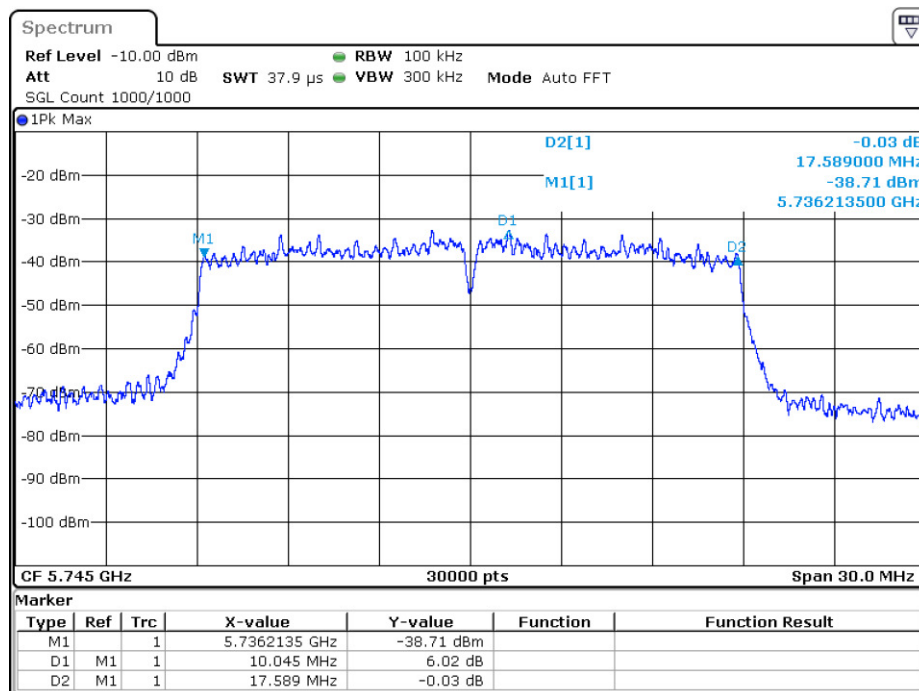


UNII-3 Band



Date: 1.AUG.2016 10:55:07

6dB Bandwidth 802.11a 48Mbps 5745MHz



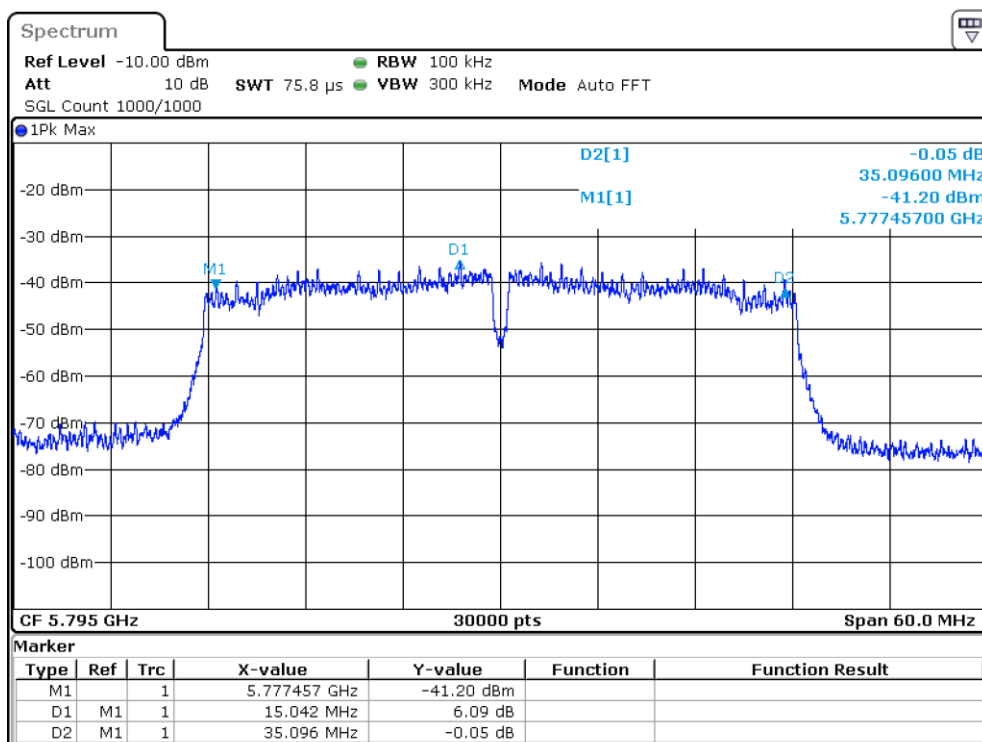
Date: 1.AUG.2016 11:58:35

6dB Bandwidth 802.11n (HT20) 65Mbps 5745MHz



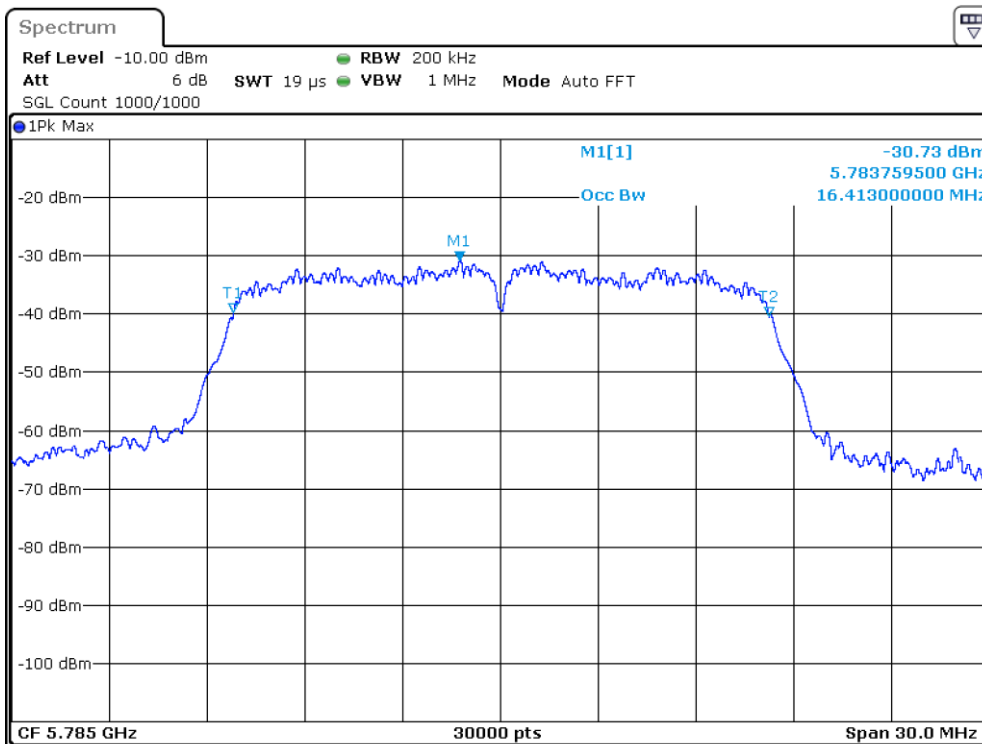
Curtis-Straus LLC, a wholly owned subsidiary of BV CPS
One Distribution Center Circle, #1 • Littleton, MA • TEL (978) 486-8880 • FAX (978) 486-8828





Date: 1.AUG.2016 13:19:50

6dB Bandwidth 802.11n (HT40) 121.5Mbps 5795MHz



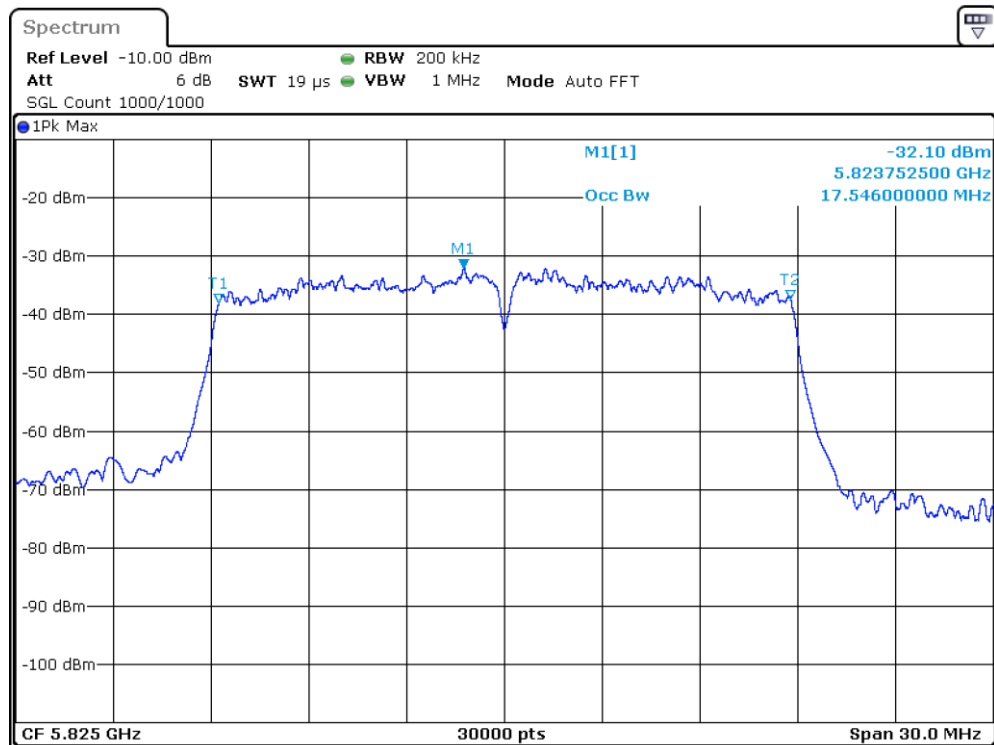
Date: 29.JUL.2016 15:36:20

99% Occupied Bandwidth 802.11a 6Mbps 5785MHz



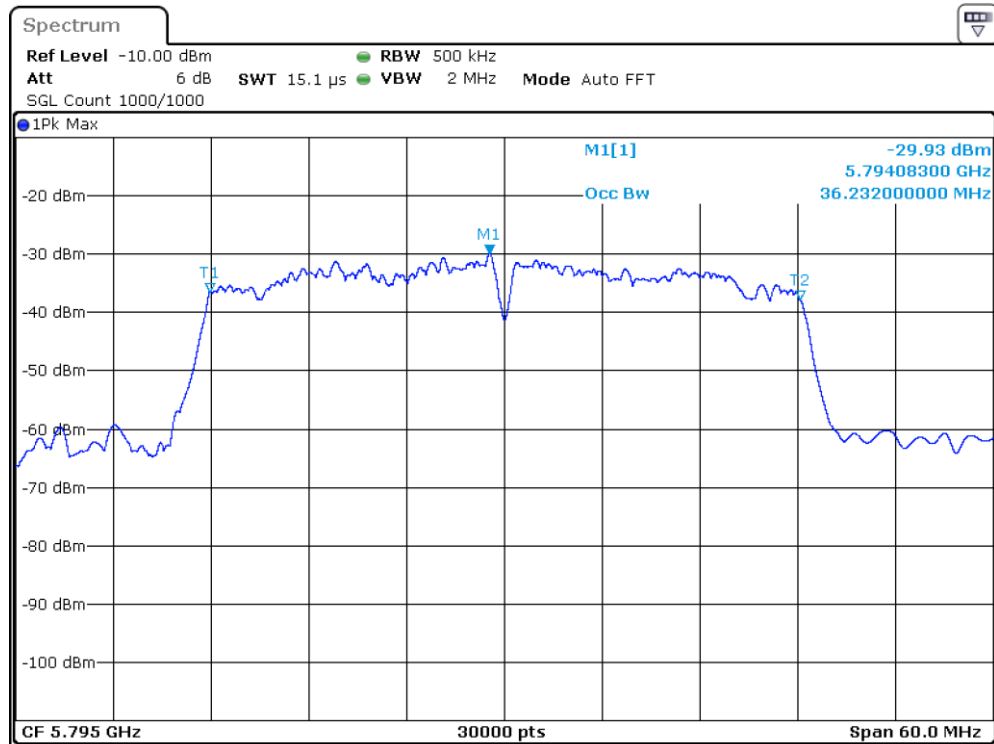
Curtis-Straus LLC, a wholly owned subsidiary of BV CPS
One Distribution Center Circle, #1 • Littleton, MA • TEL (978) 486-8880 • FAX (978) 486-8828





Date: 1.AUG.2016 09:06:14

99% Occupied Bandwidth 802.11n (HT20) 52Mbps 5825MHz



Date: 1.AUG.2016 09:21:47

99% Occupied Bandwidth 802.11n (HT40) 54Mbps 5795MHz



Curtis-Straus LLC, a wholly owned subsidiary of BV CPS
One Distribution Center Circle, #1 • Littleton, MA • TEL (978) 486-8880 • FAX (978) 486-8828



Maximum Conducted Output Power (Average)

Limits:

250mW = 23.98dBm for client devices in the 5.15-5.25GHz band per 15.407(a)(1)(iv).
 11dBm + 10logB, where B is the 26dB emission bandwidth in MHz for operations in the 5.25-5.35GHz and 5.47-5.725GHz bands per 15.407(a)(2).

Lowest 26dB emission bandwidth measured in the UNII-2A and UNII-2C bands is 18.53MHz.

Therefore the worst case limit is calculated as 11dBm + 10log(XX) = 23.67dBm.

1W = 30dBm for operations in the 5.725-5.85GHz band per 15.407(a)(3).

MEASUREMENTS / RESULTS

UNII-1 Band

Maximum Conducted Output Power (Average)										
Date:	Jul 25 2016			Company	Udisense Inc. DBA: Nanit			Work Order: Q1060		
Engineer:	Yunus Faziloglu			EUT:	Smart Baby Monitor (Model:N101)			EUT Operating Voltage/Frequency: 5VDC		
Temp:	25.4°C			Humidity:	44%			Pressure:	1002mbar	
Frequency Range:		UNII-1 Band		Measurement Type:			Conducted			
Notes:		Powered from support laptop USB port			Measurement Method:			FCC KDB 789033 D02 General UNII Test Procedures New Rules v01r02 Section II.E.3b Method PM-G		
Mode	Data Rate	Frequency	Reading	Cable Loss	Attenuator Loss	Average Output Power	Limit	Margin	Result	
	Mbps	(MHz)	(dBm)	(dB)	(dB)	(dBm)	(dBm)	(dB)	(Pass/Fail)	
802.11a	6	5180.0	-18.73	1.9	29.6	12.77	23.98	-11.21	Pass	
		5200.0	-18.82	1.9	29.6	12.68	23.98	-11.30	Pass	
		5240.0	-19.01	1.9	29.6	12.49	23.98	-11.49	Pass	
	9	5180.0	-18.78	1.9	29.6	12.72	23.98	-11.26	Pass	
		5200.0	-18.91	1.9	29.6	12.59	23.98	-11.39	Pass	
		5240.0	-19.07	1.9	29.6	12.43	23.98	-11.55	Pass	
	12	5180.0	-18.79	1.9	29.6	12.71	23.98	-11.27	Pass	
		5200.0	-18.92	1.9	29.6	12.58	23.98	-11.40	Pass	
		5240.0	-19.03	1.9	29.6	12.47	23.98	-11.51	Pass	
	18	5180.0	-18.80	1.9	29.6	12.70	23.98	-11.28	Pass	
		5200.0	-18.90	1.9	29.6	12.60	23.98	-11.38	Pass	
		5240.0	-19.06	1.9	29.6	12.44	23.98	-11.54	Pass	
	24	5180.0	-18.81	1.9	29.6	12.69	23.98	-11.29	Pass	
		5200.0	-18.94	1.9	29.6	12.56	23.98	-11.42	Pass	
		5240.0	-19.08	1.9	29.6	12.42	23.98	-11.56	Pass	
	36	5180.0	-18.79	1.9	29.6	12.71	23.98	-11.27	Pass	
		5200.0	-18.96	1.9	29.6	12.54	23.98	-11.44	Pass	
		5240.0	-19.05	1.9	29.6	12.45	23.98	-11.53	Pass	
	48	5180.0	-18.85	1.9	29.6	12.65	23.98	-11.33	Pass	
		5200.0	-18.91	1.9	29.6	12.59	23.98	-11.39	Pass	
		5240.0	-19.08	1.9	29.6	12.42	23.98	-11.56	Pass	
	54	5180.0	-18.80	1.9	29.6	12.70	23.98	-11.28	Pass	
		5200.0	-18.95	1.9	29.6	12.55	23.98	-11.43	Pass	
		5240.0	-19.06	1.9	29.6	12.44	23.98	-11.54	Pass	
Test Site: Wireless Test Room				Cable: UFL to SMA adapter		Attenuator: A2121		Power Sensor: Boonton A#2108		
Average Output Power (dBm)= Reading (dBm) + Cable Loss (dB) + Attenuator Loss (dB)										



BUREAU
VERITAS

Curtis-Straus LLC, a wholly owned subsidiary of BV CPS

One Distribution Center Circle, #1 • Littleton, MA • TEL (978) 486-8880 • FAX (978) 486-8828



Maximum Conducted Output Power (Average)										
Date:	Jul 25 2016			Company	Udisense Inc. DBA: Nanit			Work Order: Q1060		
Engineer:	Yunus Faziloglu			EUT:	Smart Baby Monitor (Model:N101)			EUT Operating Voltage/Frequency: 5VDC		
Temp:	25.4°C			Humidity:	44%			Pressure:	1002mbar	
Frequency Range:		UNII-1 Band		Measurement Type:			Conducted			
Notes:		Powered from support laptop USB port			Measurement Method:			FCC KDB 789033 D02 General UNII Test Procedures New Rules v01r02 Section II.E.3b Method PM-G		
Mode	Data Rate	Frequency	Reading	Cable Loss	Attenuator Loss	Average Output Power	Limit	Margin	Result	
	Mbps	(MHz)	(dBm)	(dB)	(dB)	(dBm)	(dBm)	(dB)	(Pass/Fail)	
802.11n (HT20)	6.5	5180.0	-19.73	1.9	29.6	11.77	23.98	-12.21	Pass	
		5200.0	-19.97	1.9	29.6	11.53	23.98	-12.45	Pass	
		5240.0	-20.15	1.9	29.6	11.35	23.98	-12.63	Pass	
	13	5180.0	-19.86	1.9	29.6	11.64	23.98	-12.34	Pass	
		5200.0	-20.05	1.9	29.6	11.45	23.98	-12.53	Pass	
		5240.0	-20.12	1.9	29.6	11.38	23.98	-12.60	Pass	
	19.5	5180.0	-19.82	1.9	29.6	11.68	23.98	-12.30	Pass	
		5200.0	-19.96	1.9	29.6	11.54	23.98	-12.44	Pass	
		5240.0	-20.06	1.9	29.6	11.44	23.98	-12.54	Pass	
	26	5180.0	-19.80	1.9	29.6	11.70	23.98	-12.28	Pass	
		5200.0	-19.94	1.9	29.6	11.56	23.98	-12.42	Pass	
		5240.0	-20.13	1.9	29.6	11.37	23.98	-12.61	Pass	
	39	5180.0	-19.84	1.9	29.6	11.66	23.98	-12.32	Pass	
		5200.0	-20.00	1.9	29.6	11.50	23.98	-12.48	Pass	
		5240.0	-20.05	1.9	29.6	11.45	23.98	-12.53	Pass	
	52	5180.0	-19.91	1.9	29.6	11.59	23.98	-12.39	Pass	
		5200.0	-19.96	1.9	29.6	11.54	23.98	-12.44	Pass	
		5240.0	-20.12	1.9	29.6	11.38	23.98	-12.60	Pass	
	58.5	5180.0	-19.84	1.9	29.6	11.66	23.98	-12.32	Pass	
		5200.0	-19.95	1.9	29.6	11.55	23.98	-12.43	Pass	
		5240.0	-20.07	1.9	29.6	11.43	23.98	-12.55	Pass	
	65	5180.0	-19.81	1.9	29.6	11.69	23.98	-12.29	Pass	
		5200.0	-19.97	1.9	29.6	11.53	23.98	-12.45	Pass	
		5240.0	-20.09	1.9	29.6	11.41	23.98	-12.57	Pass	
Test Site: Wireless Test Room				Cable UFL to SMA adapter		Attenuator A2121		Power Sensor Boonton A#2108		
Average Output Power (dBm)= Reading (dBm) + Cable Loss (dB) + Attenuator Loss (dB)										

Maximum Conducted Output Power (Average)									
Date:	Jul 25 2016			Company	Udisense Inc. DBA: Nanit			Work Order: Q1060	
Engineer:	Yunus Faziloglu			EUT:	Smart Baby Monitor (Model:N101)			EUT Operating Voltage/Frequency: 5VDC	
Temp:	25.4°C			Humidity:	44%			Pressure:	1002mbar
Frequency Range:				UNII-1 Band			Measurement Type:		
							Conducted		
Notes:				Powered from support laptop USB port			Measurement Method:		
							FCC KDB 789033 D02 General UNII Test Procedures New Rules v01r02 Section II.E.3b Method PM-G		
Mode	Data Rate	Frequency	Reading	Cable Loss	Attenuator Loss	Average Output Power	Limit	Margin	Result
	Mbps	(MHz)	(dBm)	(dB)	(dB)	(dBm)	(dBm)	(dB)	(Pass/Fail)
802.11n (HT40)	13.5	5190.0	-19.58	1.9	29.6	11.92	23.98	-12.06	Pass
		5230.0	-19.79	1.9	29.6	11.71	23.98	-12.27	Pass
	27	5190.0	-19.60	1.9	29.6	11.90	23.98	-12.08	Pass
		5230.0	-19.85	1.9	29.6	11.65	23.98	-12.33	Pass
	40.5	5190.0	-19.63	1.9	29.6	11.87	23.98	-12.11	Pass
		5230.0	-19.80	1.9	29.6	11.70	23.98	-12.28	Pass
	54	5190.0	-19.68	1.9	29.6	11.82	23.98	-12.16	Pass
		5230.0	-19.76	1.9	29.6	11.74	23.98	-12.24	Pass
	81	5190.0	-19.67	1.9	29.6	11.83	23.98	-12.15	Pass
		5230.0	-19.83	1.9	29.6	11.67	23.98	-12.31	Pass
	108	5190.0	-19.69	1.9	29.6	11.81	23.98	-12.17	Pass
		5230.0	-19.90	1.9	29.6	11.60	23.98	-12.38	Pass
	121.5	5190.0	-19.59	1.9	29.6	11.91	23.98	-12.07	Pass
		5230.0	-19.79	1.9	29.6	11.71	23.98	-12.27	Pass
	135	5190.0	-19.75	1.9	29.6	11.75	23.98	-12.23	Pass
		5230.0	-19.88	1.9	29.6	11.62	23.98	-12.36	Pass
Test Site: Wireless Test Room				Cable UFL to SMA adapter		Attenuator A2121		Power Sensor Boonton A#2108	
Average Output Power (dBm)= Reading (dBm) + Cable Loss (dB) + Attenuator Loss (dB)									



UNII-2A Band

Maximum Conducted Output Power (Average)									
Date: Jul 25 2016				Company: Udisense Inc. DBA: Nanit				Work Order: Q1060	
Engineer: Yunus Faziloglu				EUT: Smart Baby Monitor (Model:N101)		EUT Operating		Voltage/Frequency: 5VDC	
Temp: 25.4°C				Humidity: 44%		Pressure: 1002mbar			
Frequency Range: UNII-2A Band				Measurement Type:		Conducted			
Notes: Powered from support laptop USB port				Measurement Method:		FCC KDB 789033 D02 General UNII Test Procedures New Rules v01r02 Section II.E.3b Method PM-G			
Mode	Data Rate	Frequency	Reading	Cable Loss	Attenuator Loss	Average Output Power	Limit	Margin	Result
	Mbps	(MHz)	(dBm)	(dB)	(dB)	(dBm)	(dBm)	(dB)	(Pass/Fail)
802.11a	6	5260.0	-18.99	1.9	29.6	12.51	23.67	-11.16	Pass
		5300.0	-18.86	1.9	29.6	12.64	23.67	-11.03	Pass
		5320.0	-18.74	1.9	29.6	12.76	23.67	-10.91	Pass
	9	5260.0	-19.06	1.9	29.6	12.44	23.67	-11.23	Pass
		5300.0	-18.90	1.9	29.6	12.60	23.67	-11.07	Pass
		5320.0	-18.78	1.9	29.6	12.72	23.67	-10.95	Pass
	12	5260.0	-19.07	1.9	29.6	12.43	23.67	-11.24	Pass
		5300.0	-18.92	1.9	29.6	12.58	23.67	-11.09	Pass
		5320.0	-18.80	1.9	29.6	12.70	23.67	-10.97	Pass
	18	5260.0	-19.04	1.9	29.6	12.46	23.67	-11.21	Pass
		5300.0	-18.98	1.9	29.6	12.52	23.67	-11.15	Pass
		5320.0	-18.76	1.9	29.6	12.74	23.67	-10.93	Pass
	24	5260.0	-19.04	1.9	29.6	12.46	23.67	-11.21	Pass
		5300.0	-18.93	1.9	29.6	12.57	23.67	-11.10	Pass
		5320.0	-18.75	1.9	29.6	12.75	23.67	-10.92	Pass
	36	5260.0	-19.08	1.9	29.6	12.42	23.67	-11.25	Pass
		5300.0	-18.94	1.9	29.6	12.56	23.67	-11.11	Pass
		5320.0	-18.78	1.9	29.6	12.72	23.67	-10.95	Pass
	48	5260.0	-19.05	1.9	29.6	12.45	23.67	-11.22	Pass
		5300.0	-18.90	1.9	29.6	12.60	23.67	-11.07	Pass
		5320.0	-18.81	1.9	29.6	12.69	23.67	-10.98	Pass
	54	5260.0	-19.09	1.9	29.6	12.41	23.67	-11.26	Pass
		5300.0	-18.92	1.9	29.6	12.58	23.67	-11.09	Pass
		5320.0	-18.78	1.9	29.6	12.72	23.67	-10.95	Pass
Test Site: Wireless Test Room				Cable: UFL to SMA adapter		Attenuator: A2121		Power Sensor: Boonton A#2108	
Average Output Power (dBm)= Reading (dBm) + Cable Loss (dB) + Attenuator Loss (dB)									

BUREAU
VERITAS

Curtis-Straus LLC, a wholly owned subsidiary of BV CPS

One Distribution Center Circle, #1 • Littleton, MA • TEL (978) 486-8880 • FAX (978) 486-8828



Maximum Conducted Output Power (Average)									
Date: Jul 25 2016			Company: Udisense Inc. DBA: Nanit			Work Order: Q1060			
Engineer: Yunus Faziloglu			EUT: Smart Baby Monitor (Model:N101)			EUT Operating Voltage/Frequency: 5VDC			
Temp: 25.4°C			Humidity: 44%			Pressure: 1002mbar			
Frequency Range: UNII-2A Band			Measurement Type:			Conducted			
Notes: Powered from support laptop USB port			Measurement Method:			FCC KDB 789033 D02 General UNII Test Procedures New Rules v01r02 Section II.E.3b Method PM-G			
Mode	Data Rate	Frequency	Reading	Cable Loss	Attenuator Loss	Average Output Power	Limit	Margin	Result
	Mbps	(MHz)	(dBm)	(dB)	(dB)	(dBm)	(dBm)	(dB)	(Pass/Fail)
802.11n (HT20)	6.5	5260.0	-20.01	1.9	29.6	11.49	23.67	-12.18	Pass
		5300.0	-19.89	1.9	29.6	11.61	23.67	-12.06	Pass
		5320.0	-19.73	1.9	29.6	11.77	23.67	-11.90	Pass
	13	5260.0	-20.11	1.9	29.6	11.39	23.67	-12.28	Pass
		5300.0	-19.92	1.9	29.6	11.58	23.67	-12.09	Pass
		5320.0	-19.76	1.9	29.6	11.74	23.67	-11.93	Pass
	19.5	5260.0	-20.11	1.9	29.6	11.39	23.67	-12.28	Pass
		5300.0	-19.94	1.9	29.6	11.56	23.67	-12.11	Pass
		5320.0	-19.76	1.9	29.6	11.74	23.67	-11.93	Pass
	26	5260.0	-20.07	1.9	29.6	11.43	23.67	-12.24	Pass
		5300.0	-19.92	1.9	29.6	11.58	23.67	-12.09	Pass
		5320.0	-19.79	1.9	29.6	11.71	23.67	-11.96	Pass
	39	5260.0	-20.01	1.9	29.6	11.49	23.67	-12.18	Pass
		5300.0	-19.92	1.9	29.6	11.58	23.67	-12.09	Pass
		5320.0	-19.77	1.9	29.6	11.73	23.67	-11.94	Pass
	52	5260.0	-20.02	1.9	29.6	11.48	23.67	-12.19	Pass
		5300.0	-19.93	1.9	29.6	11.57	23.67	-12.10	Pass
		5320.0	-19.81	1.9	29.6	11.69	23.67	-11.98	Pass
	58.5	5260.0	-20.10	1.9	29.6	11.40	23.67	-12.27	Pass
		5300.0	-19.91	1.9	29.6	11.59	23.67	-12.08	Pass
		5320.0	-19.80	1.9	29.6	11.70	23.67	-11.97	Pass
	65	5260.0	-20.11	1.9	29.6	11.39	23.67	-12.28	Pass
		5300.0	-19.92	1.9	29.6	11.58	23.67	-12.09	Pass
		5320.0	-19.80	1.9	29.6	11.70	23.67	-11.97	Pass
Test Site: Wireless Test Room			Cable: UFL to SMA adapter			Attenuator: A2121		Power Sensor: Boonton A#2108	
Average Output Power (dBm)= Reading (dBm) + Cable Loss (dB) + Attenuator Loss (dB)									

Maximum Conducted Output Power (Average)									
Date:	Jul 25 2016			Company:	Udisense Inc. DBA: Nanit			Work Order: Q1060	
Engineer:	Yunus Faziloglu			EUT:	Smart Baby Monitor (Model:N101)			EUT Operating Voltage/Frequency: 5VDC	
Temp:	25.4°C			Humidity:	44%		Pressure:	1002mbar	
Frequency Range: UNII-2A Band				Measurement Type:			Conducted		
Notes:	Powered from support laptop USB port			Measurement Method:			FCC KDB 789033 D02 General UNII Test Procedures New Rules v01r02 Section II.E.3b Method PM-G		
Mode	Data Rate	Frequency	Reading	Cable Loss	Attenuator Loss	Average Output Power	Limit	Margin	Result
	Mbps	(MHz)	(dBm)	(dB)	(dB)	(dBm)	(dBm)	(dB)	(Pass/Fail)
802.11n (HT40)	13.5	5270.0	-19.80	1.9	29.6	11.70	23.67	-11.97	Pass
		5310.0	-19.56	1.9	29.6	11.94	23.67	-11.73	Pass
	27	5270.0	-19.80	1.9	29.6	11.70	23.67	-11.97	Pass
		5310.0	-19.61	1.9	29.6	11.89	23.67	-11.78	Pass
	40.5	5270.0	-19.85	1.9	29.6	11.65	23.67	-12.02	Pass
		5310.0	-19.64	1.9	29.6	11.86	23.67	-11.81	Pass
	54	5270.0	-19.85	1.9	29.6	11.65	23.67	-12.02	Pass
		5310.0	-19.64	1.9	29.6	11.86	23.67	-11.81	Pass
	81	5270.0	-19.89	1.9	29.6	11.61	23.67	-12.06	Pass
		5310.0	-19.64	1.9	29.6	11.86	23.67	-11.81	Pass
	108	5270.0	-19.83	1.9	29.6	11.67	23.67	-12.00	Pass
		5310.0	-19.73	1.9	29.6	11.77	23.67	-11.90	Pass
	121.5	5270.0	-19.87	1.9	29.6	11.63	23.67	-12.04	Pass
		5310.0	-19.66	1.9	29.6	11.84	23.67	-11.83	Pass
	135	5270.0	-19.89	1.9	29.6	11.61	23.67	-12.06	Pass
		5310.0	-19.67	1.9	29.6	11.83	23.67	-11.84	Pass
Test Site: Wireless Test Room				Cable UFL to SMA adapter		Attenuator A2121		Power Sensor Boonton A#2108	
Average Output Power (dBm)= Reading (dBm) + Cable Loss (dB) + Attenuator Loss (dB)									

BUREAU
VERITAS

Curtis-Straus LLC, a wholly owned subsidiary of BV CPS

One Distribution Center Circle, #1 • Littleton, MA • TEL (978) 486-8880 • FAX (978) 486-8828



UNII-2C Band

Maximum Conducted Output Power (Average)									
Date: Jul 26 2016				Company: Udisense Inc. DBA: Nanit				Work Order: Q1060	
Engineer: Yunus Faziloglu				EUT: Smart Baby Monitor (Model:N101)		EUT Operating Voltage/Frequency: 5VDC			
Temp: 25.1°C				Humidity: 45%		Pressure: 1003 mBar			
Frequency Range: UNII-2C Band				Measurement Type:		Conducted			
Notes: Powered from support laptop USB port				Measurement Method:		FCC KDB 789033 D02 General UNII Test Procedures New Rules v01r02 Section II.E.3b Method PM-G			
Mode	Data Rate	Frequency	Reading	Cable Loss	Attenuator Loss	Average Output Power	Limit	Margin	Result
	Mbps	(MHz)	(dBm)	(dB)	(dB)	(dBm)	(dBm)	(dB)	(Pass/Fail)
802.11a	6	5500.0	-17.14	1.9	29.6	14.36	23.67	-9.31	Pass
		5580.0	-17.56	1.9	29.6	13.94	23.67	-9.73	Pass
		5700.0	-19.49	1.9	29.6	12.01	23.67	-11.66	Pass
	9	5500.0	-17.19	1.9	29.6	14.31	23.67	-9.36	Pass
		5580.0	-17.56	1.9	29.6	13.94	23.67	-9.73	Pass
		5700.0	-19.48	1.9	29.6	12.02	23.67	-11.65	Pass
	12	5500.0	-17.17	1.9	29.6	14.33	23.67	-9.34	Pass
		5580.0	-17.60	1.9	29.6	13.90	23.67	-9.77	Pass
		5700.0	-19.52	1.9	29.6	11.98	23.67	-11.69	Pass
	18	5500.0	-17.20	1.9	29.6	14.30	23.67	-9.37	Pass
		5580.0	-17.61	1.9	29.6	13.89	23.67	-9.78	Pass
		5700.0	-19.50	1.9	29.6	12.00	23.67	-11.67	Pass
	24	5500.0	-17.20	1.9	29.6	14.30	23.67	-9.37	Pass
		5580.0	-17.58	1.9	29.6	13.92	23.67	-9.75	Pass
		5700.0	-19.51	1.9	29.6	11.99	23.67	-11.68	Pass
	36	5500.0	-17.17	1.9	29.6	14.33	23.67	-9.34	Pass
		5580.0	-17.58	1.9	29.6	13.92	23.67	-9.75	Pass
		5700.0	-19.49	1.9	29.6	12.01	23.67	-11.66	Pass
	48	5500.0	-17.18	1.9	29.6	14.32	23.67	-9.35	Pass
		5580.0	-17.56	1.9	29.6	13.94	23.67	-9.73	Pass
		5700.0	-19.49	1.9	29.6	12.01	23.67	-11.66	Pass
	54	5500.0	-17.18	1.9	29.6	14.32	23.67	-9.35	Pass
		5580.0	-17.58	1.9	29.6	13.92	23.67	-9.75	Pass
		5700.0	-19.51	1.9	29.6	11.99	23.67	-11.68	Pass
Test Site: Wireless Test Room		Cable: UFL to SMA adapter		Attenuator: A2121		Power Sensor: Boonton A#2108			
Average Output Power (dBm)= Reading (dBm) + Cable Loss (dB) + Attenuator Loss (dB)									

BUREAU
VERITAS

Curtis-Straus LLC, a wholly owned subsidiary of BV CPS

One Distribution Center Circle, #1 • Littleton, MA • TEL (978) 486-8880 • FAX (978) 486-8828



Maximum Conducted Output Power (Average)									
Date: Jul 26 2016			Company: Udisense Inc. DBA: Nanit			Work Order: Q1060			
Engineer: Yunus Faziloglu			EUT: Smart Baby Monitor (Model:N101)			EUT Operating Voltage/Frequency: 5VDC			
Temp: 25.1°C			Humidity: 45%			Pressure: 1003 mBar			
Frequency Range: UNII-2C Band			Measurement Type:			Conducted			
Notes: Powered from support laptop USB port			Measurement Method:			FCC KDB 789033 D02 General UNII Test Procedures New Rules v01r02 Section II.E.3b Method PM-G			
Mode	Data Rate	Frequency	Reading	Cable Loss	Attenuator Loss	Average Output Power	Limit	Margin	Result
	Mbps	(MHz)	(dBm)	(dB)	(dB)	(dBm)	(dBm)	(dB)	(Pass/Fail)
802.11n (HT20)	6.5	5500.0	-18.22	1.9	29.6	13.28	23.67	-10.39	Pass
		5580.0	-18.64	1.9	29.6	12.86	23.67	-10.81	Pass
		5700.0	-20.52	1.9	29.6	10.98	23.67	-12.69	Pass
	13	5500.0	-18.25	1.9	29.6	13.25	23.67	-10.42	Pass
		5580.0	-18.67	1.9	29.6	12.83	23.67	-10.84	Pass
		5700.0	-20.57	1.9	29.6	10.93	23.67	-12.74	Pass
	19.5	5500.0	-18.25	1.9	29.6	13.25	23.67	-10.42	Pass
		5580.0	-18.64	1.9	29.6	12.86	23.67	-10.81	Pass
		5700.0	-20.58	1.9	29.6	10.92	23.67	-12.75	Pass
	26	5500.0	-18.26	1.9	29.6	13.24	23.67	-10.43	Pass
		5580.0	-18.67	1.9	29.6	12.83	23.67	-10.84	Pass
		5700.0	-20.57	1.9	29.6	10.93	23.67	-12.74	Pass
	39	5500.0	-18.25	1.9	29.6	13.25	23.67	-10.42	Pass
		5580.0	-18.70	1.9	29.6	12.80	23.67	-10.87	Pass
		5700.0	-20.56	1.9	29.6	10.94	23.67	-12.73	Pass
	52	5500.0	-18.23	1.9	29.6	13.27	23.67	-10.40	Pass
		5580.0	-18.67	1.9	29.6	12.83	23.67	-10.84	Pass
		5700.0	-20.55	1.9	29.6	10.95	23.67	-12.72	Pass
	58.5	5500.0	-18.24	1.9	29.6	13.26	23.67	-10.41	Pass
		5580.0	-18.64	1.9	29.6	12.86	23.67	-10.81	Pass
		5700.0	-20.58	1.9	29.6	10.92	23.67	-12.75	Pass
	65	5500.0	-18.26	1.9	29.6	13.24	23.67	-10.43	Pass
		5580.0	-18.66	1.9	29.6	12.84	23.67	-10.83	Pass
		5700.0	-20.54	1.9	29.6	10.96	23.67	-12.71	Pass
Test Site:		Wireless Test Room		Cable: UFL to SMA adapter		Attenuator: A2121		Power Sensor: Boonton A#2108	
Average Output Power (dBm)= Reading (dBm) + Cable Loss (dB) + Attenuator Loss (dB)									

BUREAU
VERITAS

Curtis-Straus LLC, a wholly owned subsidiary of BV CPS
 One Distribution Center Circle, #1 • Littleton, MA • TEL (978) 486-8880 • FAX (978) 486-8828



Maximum Conducted Output Power (Average)									
Date: Jul 26 2016			Company: Udisense Inc. DBA: Nanit				Work Order: Q1060		
Engineer: Yunus Faziloglu			EUT: Smart Baby Monitor (Model:N101)				EUT Operating Voltage/Frequency: 5VDC		
Temp: 25.1°C			Humidity: 45%		Pressure: 1003 mBar				
Frequency Range: UNII-2C Band			Measurement Type:		Conducted				
Notes: Powered from support laptop USB port			Measurement Method:		FCC KDB 789033 D02 General UNII Test Procedures New Rules v01r02 Section II.E.3b Method PM-G				
Mode	Data Rate	Frequency	Reading	Cable Loss	Attenuator Loss	Average Output Power	Limit	Margin	Result
	Mbps	(MHz)	(dBm)	(dB)	(dB)	(dBm)	(dBm)	(dB)	(Pass/Fail)
802.11n (HT40)	13.5	5510.0	-17.91	1.9	29.6	13.59	23.67	-10.08	Pass
		5550.0	-18.09	1.9	29.6	13.41	23.67	-10.26	Pass
		5670.0	-19.79	1.9	29.6	11.71	23.67	-11.96	Pass
	27	5510.0	-17.97	1.9	29.6	13.53	23.67	-10.14	Pass
		5550.0	-18.06	1.9	29.6	13.44	23.67	-10.23	Pass
		5670.0	-19.77	1.9	29.6	11.73	23.67	-11.94	Pass
	40.5	5510.0	-17.98	1.9	29.6	13.52	23.67	-10.15	Pass
		5550.0	-18.14	1.9	29.6	13.36	23.67	-10.31	Pass
		5670.0	-19.76	1.9	29.6	11.74	23.67	-11.93	Pass
	54	5510.0	-17.97	1.9	29.6	13.53	23.67	-10.14	Pass
		5550.0	-18.08	1.9	29.6	13.42	23.67	-10.25	Pass
		5670.0	-19.71	1.9	29.6	11.79	23.67	-11.88	Pass
	81	5510.0	-17.94	1.9	29.6	13.56	23.67	-10.11	Pass
		5550.0	-18.03	1.9	29.6	13.47	23.67	-10.20	Pass
		5670.0	-19.78	1.9	29.6	11.72	23.67	-11.95	Pass
	108	5510.0	-17.94	1.9	29.6	13.56	23.67	-10.11	Pass
		5550.0	-17.98	1.9	29.6	13.52	23.67	-10.15	Pass
		5670.0	-19.80	1.9	29.6	11.70	23.67	-11.97	Pass
	121.5	5510.0	-17.92	1.9	29.6	13.58	23.67	-10.09	Pass
		5550.0	-18.00	1.9	29.6	13.50	23.67	-10.17	Pass
		5670.0	-19.79	1.9	29.6	11.71	23.67	-11.96	Pass
	135	5510.0	-17.99	1.9	29.6	13.51	23.67	-10.16	Pass
		5550.0	-18.08	1.9	29.6	13.42	23.67	-10.25	Pass
		5670.0	-19.74	1.9	29.6	11.76	23.67	-11.91	Pass
Test Site: Wireless Test Room		Cable: UFL to SMA adapter			Attenuator: A2121		Power Sensor: Boonton A#2108		
Average Output Power (dBm)= Reading (dBm) + Cable Loss (dB) + Attenuator Loss (dB)									

BUREAU
VERITAS

Curtis-Straus LLC, a wholly owned subsidiary of BV CPS

One Distribution Center Circle, #1 • Littleton, MA • TEL (978) 486-8880 • FAX (978) 486-8828



Testing Cert. No. 1627-01

UNII-3 Band

Maximum Conducted Output Power (Average)										
Date:	Jul 26 2016			Company:	Udisense Inc. DBA: Nanit			Work Order: Q1060		
Engineer:	Yunus Faziloglu			EUT:	Smart Baby Monitor (Model:N101)			EUT Operating Voltage/Frequency: 5VDC		
Temp:	25.1°C			Humidity:	45%			Pressure:	1003mbar	
Frequency Range:		UNII-3 Band		Measurement Type:			Conducted			
Notes:		Powered from support laptop USB port			Measurement Method:			FCC KDB 789033 D02 General UNII Test Procedures New Rules v01r02 Section II.E.3b Method PM-G		
Mode	Data Rate	Frequency	Reading	Cable Loss	Attenuator Loss	Average Output Power	Limit	Margin	Result	
	Mbps	(MHz)	(dBm)	(dB)	(dB)	(dBm)	(dBm)	(dB)	(Pass/Fail)	
802.11a	6	5745.0	-19.97	1.9	29.6	11.53	30.0	-18.47	Pass	
		5785.0	-20.55	1.9	29.6	10.95	30.0	-19.05	Pass	
		5825.0	-20.84	1.9	29.6	10.66	30.0	-19.34	Pass	
	9	5745.0	-20.01	1.9	29.6	11.49	30.0	-18.51	Pass	
		5785.0	-20.56	1.9	29.6	10.94	30.0	-19.06	Pass	
		5825.0	-20.83	1.9	29.6	10.67	30.0	-19.33	Pass	
	12	5745.0	-20.06	1.9	29.6	11.44	30.0	-18.56	Pass	
		5785.0	-20.58	1.9	29.6	10.92	30.0	-19.08	Pass	
		5825.0	-20.84	1.9	29.6	10.66	30.0	-19.34	Pass	
	18	5745.0	-20.04	1.9	29.6	11.46	30.0	-18.54	Pass	
		5785.0	-20.51	1.9	29.6	10.99	30.0	-19.01	Pass	
		5825.0	-20.84	1.9	29.6	10.66	30.0	-19.34	Pass	
	24	5745.0	-19.98	1.9	29.6	11.52	30.0	-18.48	Pass	
		5785.0	-20.56	1.9	29.6	10.94	30.0	-19.06	Pass	
		5825.0	-20.84	1.9	29.6	10.66	30.0	-19.34	Pass	
	36	5745.0	-20.00	1.9	29.6	11.50	30.0	-18.50	Pass	
		5785.0	-20.54	1.9	29.6	10.96	30.0	-19.04	Pass	
		5825.0	-20.86	1.9	29.6	10.64	30.0	-19.36	Pass	
	48	5745.0	-19.99	1.9	29.6	11.51	30.0	-18.49	Pass	
		5785.0	-20.50	1.9	29.6	11.00	30.0	-19.00	Pass	
		5825.0	-20.83	1.9	29.6	10.67	30.0	-19.33	Pass	
	54	5745.0	-19.98	1.9	29.6	11.52	30.0	-18.48	Pass	
		5785.0	-20.46	1.9	29.6	11.04	30.0	-18.96	Pass	
		5825.0	-20.80	1.9	29.6	10.70	30.0	-19.30	Pass	
Test Site:		Wireless Test Room		Cable:		UFL to SMA adapter		Attenuator A2121		
								Power Sensor Boonton A#2108		
Average Output Power (dBm)= Reading (dBm) + Cable Loss (dB) + Attenuator Loss (dB)										



Maximum Conducted Output Power (Average)									
Date: Jul 26 2016				Company: Udisense Inc. DBA: Nanit				Work Order: Q1060	
Engineer: Yunus Faziloglu				EUT: Smart Baby Monitor (Model:N101)				EUT Operating Voltage/Frequency: 5VDC	
Temp: 25.1°C				Humidity: 45%		Pressure: 1003mbar			
Frequency Range: UNII-3 Band				Measurement Type:		Conducted			
Notes: Powered from support laptop USB port				Measurement Method:		FCC KDB 789033 D02 General UNII Test Procedures New Rules v01r02 Section II.E.3b Method PM-G			
Mode	Data Rate	Frequency	Reading	Cable Loss	Attenuator Loss	Average Output Power	Limit	Margin	Result
	Mbps	(MHz)	(dBm)	(dB)	(dB)	(dBm)	(dBm)	(dB)	(Pass/Fail)
802.11n (HT20)	6.5	5745.0	-21.13	1.9	29.6	10.37	30.0	-19.63	Pass
		5785.0	-21.70	1.9	29.6	9.80	30.0	-20.20	Pass
		5825.0	-22.01	1.9	29.6	9.49	30.0	-20.51	Pass
	13	5745.0	-21.17	1.9	29.6	10.33	30.0	-19.67	Pass
		5785.0	-21.73	1.9	29.6	9.77	30.0	-20.23	Pass
		5825.0	-22.04	1.9	29.6	9.46	30.0	-20.54	Pass
	19.5	5745.0	-21.18	1.9	29.6	10.32	30.0	-19.68	Pass
		5785.0	-21.71	1.9	29.6	9.79	30.0	-20.21	Pass
		5825.0	-22.08	1.9	29.6	9.42	30.0	-20.58	Pass
	26	5745.0	-21.21	1.9	29.6	10.29	30.0	-19.71	Pass
		5785.0	-21.70	1.9	29.6	9.80	30.0	-20.20	Pass
		5825.0	-22.04	1.9	29.6	9.46	30.0	-20.54	Pass
	39	5745.0	-21.21	1.9	29.6	10.29	30.0	-19.71	Pass
		5785.0	-21.73	1.9	29.6	9.77	30.0	-20.23	Pass
		5825.0	-22.02	1.9	29.6	9.48	30.0	-20.52	Pass
	52	5745.0	-21.21	1.9	29.6	10.29	30.0	-19.71	Pass
		5785.0	-21.70	1.9	29.6	9.80	30.0	-20.20	Pass
		5825.0	-22.06	1.9	29.6	9.44	30.0	-20.56	Pass
	58.5	5745.0	-21.20	1.9	29.6	10.30	30.0	-19.70	Pass
		5785.0	-21.71	1.9	29.6	9.79	30.0	-20.21	Pass
		5825.0	-21.97	1.9	29.6	9.53	30.0	-20.47	Pass
	65	5745.0	-21.15	1.9	29.6	10.35	30.0	-19.65	Pass
		5785.0	-21.67	1.9	29.6	9.83	30.0	-20.17	Pass
		5825.0	-22.00	1.9	29.6	9.50	30.0	-20.50	Pass
Test Site: Wireless Test Room		Cable: UFL to SMA adapter		Attenuator: A2121		Power Sensor: Boonton A#2108			
Average Output Power (dBm)= Reading (dBm) + Cable Loss (dB) + Attenuator Loss (dB)									

Maximum Conducted Output Power (Average)									
Date: Jul 26 2016				Company: Udisense Inc. DBA: Nanit				Work Order: Q1060	
Engineer: Yunus Faziloglu				EUT: Smart Baby Monitor (Model:N101)		EUT Operating Voltage/Frequency: 5VDC			
Temp: 25.1°C				Humidity: 45%		Pressure: 1003mbar			
Frequency Range: UNII-3 Band				Measurement Type: Conducted					
Notes: Powered from support laptop USB port				Measurement Method: FCC KDB 789033 D02 General UNII Test Procedures New Rules v01r02 Section II.E.3b Method PM-G					
Mode	Data Rate	Frequency	Reading	Cable Loss	Attenuator Loss	Average Output Power	Limit	Margin	Result
	Mbps	(MHz)	(dBm)	(dB)	(dB)	(dBm)	(dBm)	(dB)	(Pass/Fail)
802.11n (HT40)	13.5	5755.0	-21.06	1.9	29.6	10.44	30.0	-19.56	Pass
		5795.0	-21.50	1.9	29.6	10.00	30.0	-20.00	Pass
	27	5755.0	-21.11	1.9	29.6	10.39	30.0	-19.61	Pass
		5795.0	-21.53	1.9	29.6	9.97	30.0	-20.03	Pass
	40.5	5755.0	-21.12	1.9	29.6	10.38	30.0	-19.62	Pass
		5795.0	-21.50	1.9	29.6	10.00	30.0	-20.00	Pass
	54	5755.0	-21.12	1.9	29.6	10.38	30.0	-19.62	Pass
		5795.0	-21.55	1.9	29.6	9.95	30.0	-20.05	Pass
	81	5755.0	-21.09	1.9	29.6	10.41	30.0	-19.59	Pass
		5795.0	-21.55	1.9	29.6	9.95	30.0	-20.05	Pass
	108	5755.0	-21.11	1.9	29.6	10.39	30.0	-19.61	Pass
		5795.0	-21.49	1.9	29.6	10.01	30.0	-19.99	Pass
	121.5	5755.0	-21.07	1.9	29.6	10.43	30.0	-19.57	Pass
		5795.0	-21.49	1.9	29.6	10.01	30.0	-19.99	Pass
	135	5755.0	-21.11	1.9	29.6	10.39	30.0	-19.61	Pass
		5795.0	-21.55	1.9	29.6	9.95	30.0	-20.05	Pass
Test Site: Wireless Test Room		Cable: UFL to SMA adapter		Attenuator: A2121		Power Sensor: Boonton A#2108			
Average Output Power (dBm)= Reading (dBm) + Cable Loss (dB) + Attenuator Loss (dB)									



Rev. 7/4/2016

Preamps /Couplers Attenuators / Filters	Range	MN	Mfr	SN	Asset	Cat	Calibration Due	Calibrated on
API - 30dB 20W Attenuator	9KHz-40GHz	89-30-11	API Weinschel	703	2121	I	2/10/2017	2/10/2016
Meteorological Meters								
Weather Clock (Pressure Only)		BA928	Oregon Scientific	C3166-1	831	I	4/28/2018	4/28/2016
TH A#2085		HTC-1	HDE		2085	II	4/5/2017	4/5/2016
Power/Noise Meters								
2108 Power sensor		55006	Boonton	9529	2108	I	12/8/2016	12/8/2015

All equipment is calibrated using standards traceable to NIST or other nationally recognized calibration standard.

Radiated Spurious Emissions

LIMITS

15.407(b)(7): Provisions of 15.205 apply to intentional radiators operating under this section.

Radiated emissions were maximized by rotating the device around 3 orthogonal planes (X, Y and Z) and worst case emissions observed in Z orientation. All the results below are for the worst case orientation.

MEASUREMENTS / RESULTS

Radiated Emissions Table												
Date: 29-Aug-16			Company: Udisense Inc. DBA: Nanit				Work Order: Q1060					
Engineer: Zac Johnson			EUT Desc: Smart Baby Monitor (Model: N101)				EUT Operating Voltage/Frequency: 120V/60Hz					
Temp: 23.8C			Humidity: 45%				Pressure: 1010mbar					
Frequency Range: 30-1000MHz							Measurement Distance: 3m					
Notes: 802.11a 6Mbps 5500MHz (worst case)							EUT Max Freq: 5825MHz					
Antenna Polarization (H / V)	Frequency (MHz)	Reading (dBμV)	Preamp Factor (dB)	Antenna Factor (dB/m)	Cable Factor (dB)	Adjusted Reading (dBμV/m)				FCC Class B		
							Limit (dBμV/m)	Margin (dB)	Result (Pass/Fail)	Limit (dBμV/m)	Margin (dB)	Result (Pass/Fail)
V QP	78.5	44.2	25.3	7.9	0.6	27.4				40.0	-12.6	Pass
H QP	139.1	42.9	25.2	13.3	0.9	31.9				43.5	-11.6	Pass
V QP	168.3	49.4	25.0	11.7	1.0	37.1				43.5	-6.4	Pass
V QP	211.0	49.5	25.1	10.4	1.0	35.8				43.5	-7.7	Pass
H QP	212.4	51.2	25.1	10.5	1.0	37.6				43.5	-5.9	Pass
H QP	272.5	41.8	25.3	13.4	1.2	31.1				46.0	-14.9	Pass
V QP	274.4	45.4	25.2	13.4	1.2	34.8				46.0	-11.2	Pass
V QP	321.0	45.6	25.0	13.8	1.4	35.8				46.0	-10.2	Pass
H QP	322.1	43.6	25.0	13.8	1.4	33.8				46.0	-12.2	Pass
H QP	379.2	42.6	25.0	15.1	1.6	34.3				46.0	-11.7	Pass
V QP	400.0	48.4	25.2	15.6	1.6	40.4				46.0	-5.6	Pass
H QP	650.0	42.6	24.8	20.1	1.8	39.7				46.0	-6.3	Pass
Table Result: Pass							by		-5.6 dB		Worst Freq: 400.0 MHz	
Test Site: EMI Chamber 1			Cable 1: Asset #2051				Cable 2: Asset #1784			Cable 3: ---		
Analyzer: A1860			Preamp: Blue-Blk				Antenna: Red-Brown			Preselector: ---		
CSsoft Radiated Emissions Calculator v 1.017.169							Copyright Curtis-Straus LLC 2000					
Adjusted Reading = Reading - Preamp Factor + Antenna Factor + Cable Factor												

Rev. 8/24/2016

Spectrum Analyzers / Receivers/Preselectors SA #2 (1860)	Range 9kHz-26.5 GHz	MN E7405A	Mfr Agilent	SN MY45104916	Asset 1860	Cat I	Calibration Due 12/23/2016	Calibrated on 12/23/2015
Radiated Emissions Sites EMI Chamber 1	FCC Code 719150	IC Code 2762A-6	VCCI Code A-0015	Range 30-1000MHz		Cat II	Calibration Due 3/21/2017	Calibrated on 3/21/2015
Preamps/Couplers Attenuators / Filters Blue-Black	Range 0.009-2000MHz	MN ZFL-1000-LN	Mfr CS	SN N/A	Asset 800	Cat II	Calibration Due 12/27/2016	Calibrated on 12/27/2015
Antennas Red-Brown Bilog	Range 30-2000MHz	MN JB1	Mfr Sunol	SN A0032406	Asset 1218	Cat I	Calibration Due 12/4/2016	Calibrated on 12/4/2014
Meteorological Meters Weather Clock (Pressure Only) TH A#2080		MN BA928 HTC-1	Mfr Oregon Scientific HDE	SN C3166-1	Asset 831 2080	Cat I II	Calibration Due 4/28/2018 4/5/2017	Calibrated on 4/28/2016 4/5/2016
Cables Asset #1784 Asset #2051	Range 9kHz - 18GHz 9kHz - 18GHz		Mfr Florida RF Florida RF			Cat II II	Calibration Due 3/7/2017 3/2/2017	Calibrated on 3/7/2016 3/2/2016

All equipment is calibrated using standards traceable to NIST or other nationally recognized calibration standard.



Radiated Emissions Table

Date: 26-Aug-16			Company: Udisense Inc. DBA: Nanit						Work Order: Q1060					
Engineer: Yunus Faziloglu			EUT Desc: Smart Baby Monitor (Model: N101)						EUT Operating Voltage/Frequency: 120V/60Hz					
Temp: 25.5C			Humidity: 49%						Pressure: 1005mbar					
Frequency Range: 1-4GHz									Measurement Distance: 3 m					
Notes: UNII-1, UNII-2A, UNII-2C and UNII-3 bands Emissions found were not channel dependent.									EUT Max Freq: 5825MHz					
Antenna Polarization (H/V)	Frequency (MHz)	Peak Reading (dBμV)	Average Reading (dBμV)	Preamp Factor (dB)	Antenna Factor (dB/m)	Cable Factor (dB)	Adjusted Peak Reading (dBμV/m)	Adjusted Avg Reading (dBμV/m)	FCC Class B High Frequency - Peak			FCC Class B High Frequency - Average		
									Limit (dBμV/m)	Margin (dB)	Result (Pass/Fail)	Limit (dBμV/m)	Margin (dB)	Result (Pass/Fail)
UNII-1 Band 802.11a 6Mbps 5180MHz V	1350.0	25.3	16.6	0.0	28.9	2.6	56.8	48.1	74.0	-17.2	Pass	54.0	-5.9	Pass
UNII-2A Band 802.11a 6Mbps 5320MHz V	1350.0	25.6	17.4	0.0	28.9	2.6	57.1	48.9	74.0	-16.9	Pass	54.0	-5.1	Pass
UNII-2C Band 802.11a 6Mbps 5500MHz V	1350.0	25.4	16.0	0.0	28.9	2.6	56.9	47.5	74.0	-17.1	Pass	54.0	-6.5	Pass
H	3800.0	15.7	8.1	0.0	33.5	5.7	54.9	47.3	74.0	-19.1	Pass	54.0	-6.7	Pass
V	3800.0	18.9	12.2	0.0	33.5	5.7	58.1	51.4	74.0	-15.9	Pass	54.0	-2.6	Pass
UNII-3 Band 802.11a 6Mbps 5745MHz V	1350.0	25.3	16.3	0.0	28.9	2.6	56.8	47.8	74.0	-17.2	Pass	54.0	-6.2	Pass
H	3857.0	16.4	9.4	0.0	33.5	6.0	55.9	48.9	74.0	-18.1	Pass	54.0	-5.1	Pass
V	3857.0	18.8	12.9	0.0	33.5	6.0	58.3	52.4	74.0	-15.7	Pass	54.0	-1.6	Pass
Table Result: Pass by -1.6 dB Worst Freq: 3857.0 MHz														
Test Site: EMI Chamber 1			Cable 1: Asset #1784						Cable 2: Asset #2051			Cable 3: ---		
Analyzer: A2093			Preamp: none						Antenna: Blue Horn			Preselector: ---		
CSsoft Radiated Emissions Calculator v 1.017.169														
Adjusted Reading = Reading - Preamp Factor + Antenna Factor + Cable Factor														
Copyright Curtia-Lucas LLC 2000														

Spectrum Analyzers / Receivers / Preselectors MXE EMI Receiver	Range 20Hz-26.5GHz	MN N9038A	Mfr Agilent	SN MY51210181	Asset 2093	Cat I	Calibration Due 8/9/2017	Calibrated on 8/9/2016
Meteorological Meters Weather Clock (Pressure Only) TH A#2080		MN BA928 HTC-1	Mfr Oregon Scientific HDE	SN C3166-1	Asset 831 2080	Cat I II	Calibration Due 4/28/2018 4/5/2017	Calibrated on 4/28/2016 4/5/2016
Chambers and Stripline EMI Chamber 1		MN DRS2014X8LH	Mfr ETS	SN J1173 - 0002A	Asset 1685	Cat II	Calibration Due See RFI Systems	Calibrated on See RFI Systems
Cables Asset #1784 Asset #2051	Range 9kHz - 18GHz 9kHz - 18GHz		Mfr Florida RF Florida RF			Cat II II	Calibration Due 3/7/2017 3/2/2017	Calibrated on 3/7/2016 3/2/2016
Antennas Blue Horn	Range 1-18Ghz	MN 3117	Mfr ETS	SN 157647	Asset 1861	Cat I	Calibration Due 2/8/2017	Calibrated on 2/8/2015

All equipment is calibrated using standards traceable to NIST or other nationally recognized calibration standard.



Radiated Emissions Table

Date: 17-Aug-16		Company: Udisense Inc. DBA: Nanit						Work Order: Q1060											
Engineer: Yunus Faziloglu		EUT Desc: Smart Baby Monitor (Model: N101)						EUT Operating Voltage/Frequency: 120V/60Hz											
Temp: 24.8C		Humidity: 54%						Pressure: 1005mbar											
Frequency Range: Bandedges								Measurement Distance: 1 m											
Notes: Worst case data rates: 802.11a 6Mbps, 802.11n(HT20) 6.5Mbps, 802.11n(HT40) 13.5Mbps UNII-1 and UNII-2A bands								EUT Max Freq: 5825MHz											
Antenna Polarization (H / V)	Frequency (MHz)	Peak Reading (dBμV)	Average Reading (dBμV)	Preamp Factor (dB)	Antenna Factor (dB/m)	Cable Factor (dB)	Adjusted Peak Reading (dBμV/m)	Adjusted Avg Reading (dBμV/m)	FCC Class B High Frequency - Peak			FCC Class B High Frequency - Average							
									Limit (dBμV/m)	Margin (dB)	Result (Pass/Fail)	Limit (dBμV/m)	Margin (dB)	Result (Pass/Fail)					
UNII-1 Band 802.11a																			
H	5150.0	33.5	21.5	0.0	34.6	2.5	70.6	58.6	83.5	-12.9	Pass	63.5	-4.9	Pass					
V	5150.0	32.9	21.4	0.0	34.6	2.5	70.0	58.5	83.5	-13.5	Pass	63.5	-5.0	Pass					
H	5350.0	32.6	21.5	0.0	34.7	2.6	69.9	58.8	83.5	-13.6	Pass	63.5	-4.7	Pass					
V	5350.0	32.4	21.1	0.0	34.7	2.6	69.7	58.4	83.5	-13.8	Pass	63.5	-5.1	Pass					
802.11n(HT20)																			
H	5150.0	33.6	22.0	0.0	34.6	2.5	70.7	59.1	83.5	-12.8	Pass	63.5	-4.4	Pass					
V	5150.0	32.9	21.8	0.0	34.6	2.5	70.0	58.9	83.5	-13.5	Pass	63.5	-4.6	Pass					
H	5350.0	34.0	21.3	0.0	34.7	2.6	71.3	58.6	83.5	-12.2	Pass	63.5	-4.9	Pass					
V	5350.0	33.1	21.4	0.0	34.7	2.6	70.4	58.7	83.5	-13.1	Pass	63.5	-4.8	Pass					
802.11n(HT40)																			
H	5150.0	33.9	22.1	0.0	34.6	2.5	71.0	59.2	83.5	-12.5	Pass	63.5	-4.3	Pass					
V	5150.0	33.7	21.9	0.0	34.6	2.5	70.8	59.0	83.5	-12.7	Pass	63.5	-4.5	Pass					
H	5350.0	33.8	21.3	0.0	34.7	2.6	71.1	58.6	83.5	-12.4	Pass	63.5	-4.9	Pass					
V	5350.0	32.8	21.2	0.0	34.7	2.6	70.1	58.5	83.5	-13.4	Pass	63.5	-5.0	Pass					
UNII-2A Band 802.11a																			
H	5150.0	34.2	21.7	0.0	34.6	2.5	71.3	58.8	83.5	-12.2	Pass	63.5	-4.7	Pass					
V	5150.0	33.7	21.8	0.0	34.6	2.5	70.8	58.9	83.5	-12.7	Pass	63.5	-4.6	Pass					
H	5350.0	34.6	21.7	0.0	34.7	2.6	71.9	59.0	83.5	-11.6	Pass	63.5	-4.5	Pass					
V	5350.0	33.6	21.5	0.0	34.7	2.6	70.9	58.8	83.5	-12.6	Pass	63.5	-4.7	Pass					
802.11n(HT20)																			
H	5150.0	33.6	21.7	0.0	34.6	2.5	70.7	58.8	83.5	-12.8	Pass	63.5	-4.7	Pass					
V	5150.0	33.8	21.8	0.0	34.6	2.5	70.9	58.9	83.5	-12.6	Pass	63.5	-4.6	Pass					
H	5350.0	33.3	21.4	0.0	34.7	2.6	70.6	58.7	83.5	-12.9	Pass	63.5	-4.8	Pass					
V	5350.0	32.6	21.2	0.0	34.7	2.6	69.9	58.5	83.5	-13.6	Pass	63.5	-5.0	Pass					
802.11n(HT40)																			
H	5150.0	33.2	21.8	0.0	34.6	2.5	70.3	58.9	83.5	-13.2	Pass	63.5	-4.6	Pass					
V	5150.0	33.3	21.8	0.0	34.6	2.5	70.4	58.9	83.5	-13.1	Pass	63.5	-4.6	Pass					
H	5350.0	34.4	21.9	0.0	34.7	2.6	71.7	59.2	83.5	-11.8	Pass	63.5	-4.3	Pass					
V	5350.0	32.8	21.4	0.0	34.7	2.6	70.1	58.7	83.5	-13.4	Pass	63.5	-4.8	Pass					
Table Result: Pass by -4.3 dB Worst Freq: 5150.0 MHz																			
Test Site: EMI Chamber 1					Cable 1: EMIR-HIGH-06					Cable 2: ---					Cable 3: ---				
Analyzer: A2093					Preamp: none					Antenna: Blue Horn					Preselector: ---				
CSsoft Radiated Emissions Calculator v 1.017.167																			
Adjusted Reading = Reading - Preamp Factor + Antenna Factor + Cable Factor																			
Copyright Curtis-Straus LLC 2000																			

BUREAU
VERITAS

Curtis-Straus LLC, a wholly owned subsidiary of BV CPS

One Distribution Center Circle, #1 • Littleton, MA • TEL (978) 486-8880 • FAX (978) 486-8828



Radiated Emissions Table

Date: 17-Aug-16		Company: Udisense Inc. DBA: Nanit						Work Order: Q1060						
Engineer: Yunus Faziloglu		EUT Desc: Smart Baby Monitor (Model: N101)						EUT Operating Voltage/Frequency: 120V/60Hz						
Temp: 24.8C		Humidity: 54%						Pressure: 1005mbar						
Frequency Range: Bandedges									Measurement Distance: 1 m					
Notes: Worst case data rates: 802.11a 6Mbps, 802.11n(HT20) 6.5Mbps, 802.11n(HT40) 13.5Mbps									EUT Max Freq: 5825MHz					
UNII-2C and UNII-3 bands														
Antenna Polarization (H / V)	Frequency (MHz)	Peak Reading (dBμV)	Average Reading (dBμV)	Preamp Factor (dB)	Antenna Factor (dB/m)	Cable Factor (dB)	Adjusted Peak Reading (dBμV/m)	Adjusted Avg Reading (dBμV/m)	FCC Class B High Frequency - Peak			FCC Class B High Frequency - Average		
									Limit (dBμV/m)	Margin (dB)	Result (Pass/Fail)	Limit (dBμV/m)	Margin (dB)	Result (Pass/Fail)
UNII-2C Band														
802.11a														
H	5460.0	35.8	22.7	0.0	34.8	2.9	73.5	60.4	83.5	-10.0	Pass	63.5	-3.1	Pass
V	5460.0	34.0	22.2	0.0	34.8	2.9	71.7	59.9	83.5	-11.8	Pass	63.5	-3.6	Pass
H	5470.0	38.2	23.8	0.0	34.8	2.9	75.9	61.5	83.5	-7.6	Pass	63.5	-2.0	Pass
V	5470.0	36.0	22.6	0.0	34.8	2.9	73.7	60.3	83.5	-9.8	Pass	63.5	-3.2	Pass
H	5725.0	35.3	22.6	0.0	35.1	3.0	73.4	60.7	83.5	-10.1	Pass	63.5	-2.8	Pass
V	5725.0	34.8	22.5	0.0	35.1	3.0	72.9	60.6	83.5	-10.6	Pass	63.5	-2.9	Pass
802.11n(HT20)														
H	5460.0	33.5	22.0	0.0	34.8	2.9	71.2	59.7	83.5	-12.3	Pass	63.5	-3.8	Pass
V	5460.0	33.1	21.2	0.0	34.8	2.9	70.8	58.9	83.5	-12.7	Pass	63.5	-4.6	Pass
H	5470.0	36.3	22.3	0.0	34.8	2.9	74.0	60.0	83.5	-9.5	Pass	63.5	-3.5	Pass
V	5470.0	34.0	21.8	0.0	34.8	2.9	71.7	59.5	83.5	-11.8	Pass	63.5	-4.0	Pass
H	5725.0	34.5	22.4	0.0	35.1	3.0	72.6	60.5	83.5	-10.9	Pass	63.5	-3.0	Pass
V	5725.0	33.5	22.3	0.0	35.1	3.0	71.6	60.4	83.5	-11.9	Pass	63.5	-3.1	Pass
802.11n(HT40)														
H	5460.0	33.4	22.2	0.0	34.8	2.9	71.1	59.9	83.5	-12.4	Pass	63.5	-3.6	Pass
V	5460.0	33.1	21.9	0.0	34.8	2.9	70.8	59.6	83.5	-12.7	Pass	63.5	-3.9	Pass
H	5470.0	36.0	22.9	0.0	34.8	2.9	73.7	60.6	83.5	-9.8	Pass	63.5	-2.9	Pass
V	5470.0	34.0	22.1	0.0	34.8	2.9	71.7	59.8	83.5	-11.8	Pass	63.5	-3.7	Pass
H	5725.0	33.4	22.5	0.0	35.1	3.0	71.5	60.6	83.5	-12.0	Pass	63.5	-2.9	Pass
V	5725.0	33.3	22.4	0.0	35.1	3.0	71.4	60.5	83.5	-12.1	Pass	63.5	-3.0	Pass
UNII-3 Band														
802.11a														
H	5725.0	36.6	23.0	0.0	35.1	3.0	74.7	61.1	83.5	-8.8	Pass	63.5	-2.4	Pass
V	5725.0	35.6	22.8	0.0	35.1	3.0	73.7	60.9	83.5	-9.8	Pass	63.5	-2.6	Pass
H	5850.0	34.1	21.9	0.0	35.3	3.0	72.4	60.2	83.5	-11.1	Pass	63.5	-3.3	Pass
V	5850.0	33.7	22.0	0.0	35.3	3.0	72.0	60.3	83.5	-11.5	Pass	63.5	-3.2	Pass
802.11n(HT20)														
H	5725.0	36.3	22.9	0.0	35.1	3.0	74.4	61.0	83.5	-9.1	Pass	63.5	-2.5	Pass
V	5725.0	34.0	22.4	0.0	35.1	3.0	72.1	60.5	83.5	-11.4	Pass	63.5	-3.0	Pass
H	5850.0	33.4	22.0	0.0	35.3	3.0	71.7	60.3	83.5	-11.8	Pass	63.5	-3.2	Pass
V	5850.0	33.1	21.9	0.0	35.3	3.0	71.4	60.2	83.5	-12.1	Pass	63.5	-3.3	Pass
802.11n(HT40)														
H	5725.0	36.0	23.1	0.0	35.1	3.0	74.1	61.2	83.5	-9.4	Pass	63.5	-2.3	Pass
V	5725.0	34.1	22.8	0.0	35.1	3.0	72.2	60.9	83.5	-11.3	Pass	63.5	-2.6	Pass
H	5850.0	33.7	21.9	0.0	35.3	3.0	72.0	60.2	83.5	-11.5	Pass	63.5	-3.3	Pass
V	5850.0	33.3	21.8	0.0	35.3	3.0	71.6	60.1	83.5	-11.9	Pass	63.5	-3.4	Pass
Table Result: Pass by -2.0 dB									Worst Freq: 5470.0 MHz					
Test Site: EMI Chamber 1					Cable 1: EMIR-HIGH-06					Cable 2: ---				
Analyzer: A2093					Preamp: none					Cable 3: ---				
CSsoft Radiated Emissions Calculator v 1.017.168					Antenna: Blue Horn					Preselector: ---				
Adjusted Reading = Reading - Preamp Factor + Antenna Factor + Cable Factor														
Copyright Curtis-Straus LLC 2000														

BUREAU
VERITAS

Curtis-Straus LLC, a wholly owned subsidiary of BV CPS

One Distribution Center Circle, #1 • Littleton, MA • TEL (978) 486-8880 • FAX (978) 486-8828



Radiated Emissions Table

Date: 18-Aug-16		Company: Udisense Inc. DBA: Nanit				Work Order: Q1060								
Engineer: Yunus Faziloglu		EUT Desc: Smart Baby Monitor (Model: N101)				EUT Operating Voltage/Frequency: 120V/60Hz								
Temp: 23.8C		Humidity: 47%				Pressure: 1005mbar								
Frequency Range: 4-18GHz						Measurement Distance: 1 m								
Notes: UNII-1 Band						EUT Max Freq: 5825MHz								
3 channels tested for 802.11a and 802.11n(HT20): 5180MHz (Low), 5200MHz (Middle) and 5240MHz (High)														
2 channels tested for 802.11n(HT40): 5190MHz (Low) and 5230MHz (High)														
Antenna Polarization (H / V)	Frequency (MHz)	Peak Reading (dBμV)	Average Reading (dBμV)	Preamp Factor (dB)	Antenna Factor (dBm)	Cable Factor (dB)	Adjusted Peak Reading (dBμV/m)	Adjusted Avg Reading (dBμV/m)	FCC Class B High Frequency - Peak			FCC Class B High Frequency - Average		
									Limit (dBμV/m)	Margin (dB)	Result (Pass/Fail)	Limit (dBμV/m)	Margin (dB)	Result (Pass/Fail)
802.11a 6Mbps														
H	10360.0	24.6	12.0	0.0	38.2	4.2	67.0	54.4	83.5	-16.5	Pass	63.5	-9.1	Pass
V	10360.0	15.2	4.3	0.0	38.2	4.2	57.6	46.7	83.5	-25.9	Pass	63.5	-16.8	Pass
H	10400.0	25.2	12.8	0.0	38.2	4.2	67.6	55.2	83.5	-15.9	Pass	63.5	-8.3	Pass
V	10400.0	14.4	3.9	0.0	38.2	4.2	56.8	46.3	83.5	-26.7	Pass	63.5	-17.2	Pass
H	10480.0	27.8	14.5	0.0	38.3	4.4	70.5	57.2	83.5	-13.0	Pass	63.5	-6.3	Pass
V	10480.0	16.2	5.6	0.0	38.3	4.4	58.9	48.3	83.5	-24.6	Pass	63.5	-15.2	Pass
802.11n(HT20) 6.5Mbps														
H	10360.0	24.4	11.4	0.0	38.2	4.2	66.8	53.8	83.5	-16.7	Pass	63.5	-9.7	Pass
V	10360.0	14.7	4.1	0.0	38.2	4.2	57.1	46.5	83.5	-26.4	Pass	63.5	-17.0	Pass
H	10400.0	24.1	11.1	0.0	38.2	4.2	66.5	53.5	83.5	-17.0	Pass	63.5	-10.0	Pass
V	10400.0	14.3	4.4	0.0	38.2	4.2	56.7	46.8	83.5	-26.8	Pass	63.5	-16.7	Pass
H	10480.0	25.9	12.2	0.0	38.3	4.4	68.6	54.9	83.5	-14.9	Pass	63.5	-8.6	Pass
V	10480.0	15.0	4.2	0.0	38.3	4.4	57.7	46.9	83.5	-25.8	Pass	63.5	-16.6	Pass
802.11n(HT40) 13.5Mbps														
H	10380.0	21.7	9.4	0.0	38.2	4.2	64.1	51.8	83.5	-19.4	Pass	63.5	-11.7	Pass
V	10380.0	14.0	4.2	0.0	38.2	4.2	56.4	46.6	83.5	-27.1	Pass	63.5	-16.9	Pass
H	10460.0	22.9	10.3	0.0	38.3	4.3	65.5	52.9	83.5	-18.0	Pass	63.5	-10.6	Pass
V	10460.0	14.7	4.4	0.0	38.3	4.3	57.3	47.0	83.5	-26.2	Pass	63.5	-16.5	Pass
Table Result: Pass by -6.3 dB Worst Freq: 10480.0 MHz														
Test Site: EMI Chamber 1						Cable 1: EMIR-HIGH-06				Cable 2: ---		Cable 3: ---		
Analyzer: A2093						Preamp: none				Antenna: Blue Horn		Preselector: ---		
CSsoft Radiated Emissions Calculator v 1.017.168														
Adjusted Reading = Reading - Preamp Factor + Antenna Factor + Cable Factor														
Copyright Curtis-Straus LLC 2000														

Radiated Emissions Table

Date: 18-Aug-16		Company: Udisense Inc. DBA: Nanit				Work Order: Q1060								
Engineer: Yunus Faziloglu		EUT Desc: Smart Baby Monitor (Model: N101)				EUT Operating Voltage/Frequency: 120V/60Hz								
Temp: 23.8C		Humidity: 47%				Pressure: 1005mbar								
Frequency Range: 4-18GHz						Measurement Distance: 1 m								
Notes: UNII-2A Band 3 channels tested for 802.11a and 802.11n(HT20): 5260MHz (Low), 5300MHz (Middle) and 5320MHz (High) 2 channels tested for 802.11n(HT40): 5270MHz (Low) and 5310MHz (High)						EUT Max Freq: 5825MHz								
Antenna Polarization (H/V)	Frequency (MHz)	Peak Reading (dBμV)	Average Reading (dBμV)	Preamp Factor (dB)	Antenna Factor (dB/m)	Cable Factor (dB)	Adjusted Peak Reading (dBμV/m)	Adjusted Avg Reading (dBμV/m)	FCC Class B High Frequency - Peak			FCC Class B High Frequency - Average		
									Limit (dBμV/m)	Margin (dB)	Result (Pass/Fail)	Limit (dBμV/m)	Margin (dB)	Result (Pass/Fail)
802.11a 6Mbps														
H	10520.0	25.7	12.0	0.0	38.3	4.4	68.4	54.7	83.5	-15.1	Pass	63.5	-8.8	Pass
V	10520.0	17.6	5.8	0.0	38.3	4.4	60.3	48.5	83.5	-23.2	Pass	63.5	-15.0	Pass
H	10600.0	27.8	14.8	0.0	38.4	4.3	70.5	57.5	83.5	-13.0	Pass	63.5	-6.0	Pass
V	10600.0	18.2	6.3	0.0	38.4	4.3	60.9	49.0	83.5	-22.6	Pass	63.5	-14.5	Pass
H	10640.0	26.4	13.4	0.0	38.4	4.4	69.2	56.2	83.5	-14.3	Pass	63.5	-7.3	Pass
V	10640.0	18.3	6.4	0.0	38.4	4.4	61.1	49.2	83.5	-22.4	Pass	63.5	-14.3	Pass
802.11n(HT20) 6.5Mbps														
H	10520.0	25.3	11.8	0.0	38.3	4.4	68.0	54.5	83.5	-15.5	Pass	63.5	-9.0	Pass
V	10520.0	15.7	4.8	0.0	38.3	4.4	58.4	47.5	83.5	-25.1	Pass	63.5	-16.0	Pass
H	10600.0	26.5	12.6	0.0	38.4	4.3	69.2	55.3	83.5	-14.3	Pass	63.5	-8.2	Pass
V	10600.0	17.0	5.4	0.0	38.4	4.3	59.7	48.1	83.5	-23.8	Pass	63.5	-15.4	Pass
H	10640.0	24.8	11.5	0.0	38.4	4.4	67.6	54.3	83.5	-15.9	Pass	63.5	-9.2	Pass
V	10640.0	15.4	4.7	0.0	38.4	4.4	58.2	47.5	83.5	-25.3	Pass	63.5	-16.0	Pass
802.11n(HT40) 13.5Mbps														
H	10540.0	22.9	10.0	0.0	38.3	4.4	65.6	52.7	83.5	-17.9	Pass	63.5	-10.8	Pass
V	10540.0	15.4	5.0	0.0	38.3	4.4	58.1	47.7	83.5	-25.4	Pass	63.5	-15.8	Pass
H	10620.0	23.0	9.9	0.0	38.4	4.3	65.7	52.6	83.5	-17.8	Pass	63.5	-10.9	Pass
V	10620.0	14.9	4.8	0.0	38.4	4.3	57.6	47.5	83.5	-25.9	Pass	63.5	-16.0	Pass
Table Result:		Pass				by		-6.0 dB		Worst Freq: 10600.0 MHz				
Test Site: EMI Chamber 1		Cable 1: EMIR-HIGH-06				Cable 2: ---				Cable 3: ---				
Analyzer: A2093		Preamp: none				Antenna: Blue Horn				Preselector: ---				
CSsoft Radiated Emissions Calculator v 1.017.168														
Adjusted Reading = Reading - Preamp Factor + Antenna Factor + Cable Factor														
Copyright Curtis-Straus LLC 2009														



BUREAU VERITAS

Curtis-Straus LLC, a wholly owned subsidiary of BV CPS

One Distribution Center Circle, #1 • Littleton, MA • TEL (978) 486-8880 • FAX (978) 486-8828



Radiated Emissions Table

Date: 24-Aug-16		Company: Udisense Inc. DBA: Nanit						Work Order: Q1060							
Engineer: Yunus Faziloglu		EUT Desc: Smart Baby Monitor (Model: N101)						EUT Operating Voltage/Frequency: 120V/60Hz							
Temp: 24.1C		Humidity: 46%						Pressure: 1010mbar							
Frequency Range: 4-18GHz								Measurement Distance: 1 m							
Notes: UNII-2C Band								EUT Max Freq: 5825MHz							
Antenna Polarization (H / V)	Frequency (MHz)	Peak Reading (dBμV)	Average Reading (dBμV)	Preamp Factor (dB)	Antenna Factor (dB/m)	Cable Factor (dB)	Adjusted Peak Reading (dBμV/m)	Adjusted Avg Reading (dBμV/m)	FCC Class B High Frequency - Peak			FCC Class B High Frequency - Average			
									Limit (dBμV/m)	Margin (dB)	Result (Pass/Fail)	Limit (dBμV/m)	Margin (dB)	Result (Pass/Fail)	
No emissions found					---	---	---	---	---	---	---	---	---	---	---
Table Result:		Pass		by		dB				Worst Freq:				MHz	
Test Site: EMI Chamber 2				Cable 1: EMIR-HIGH-06				Cable 2: ---				Cable 3: ---			
Analyzer: A2093				Preamp: none				Antenna: Blue Horn				Preselector: ---			
CSsoft Radiated Emissions Calculator v 1.017.168															
Adjusted Reading = Reading - Preamp Factor + Antenna Factor + Cable Factor															
Copyright Curtis-Straus LLC 2006															

Radiated Emissions Table

Date: 24-Aug-16				Company: Udisense Inc. DBA: Nanit					Work Order: Q1060									
Engineer: Yunus Faziloglu				EUT Desc: Smart Baby Monitor (Model: N101)					EUT Operating Voltage/Frequency: 120V/60Hz									
Temp: 24.1C				Humidity: 46%					Pressure: 1010mbar									
Frequency Range: 4-18GHz								Measurement Distance: 1 m										
Notes: UNII-3 Band				EUT Max Freq: 5825MHz														
Antenna Polarization (H / V)	Frequency (MHz)	Peak Reading (dBμV)	Average Reading (dBμV)	Preamp Factor (dB)	Antenna Factor (dB/m)	Cable Factor (dB)	Adjusted Peak Reading (dBμV/m)	Adjusted Avg Reading (dBμV/m)	FCC Class B High Frequency - Peak			FCC Class B High Frequency - Average						
									Limit (dBμV/m)	Margin (dB)	Result (Pass/Fail)	Limit (dBμV/m)	Margin (dB)	Result (Pass/Fail)				
No emissions found																		
Table Result:				Pass by dB					Worst Freq: MHz									
Test Site: EMI Chamber 2				Cable 1: EMIR-HIGH-06					Cable 2: ---					Cable 3: ---				
Analyzer: A2093				Preamp: none					Antenna: Blue Horn					Preselector: ---				
CSsoft Radiated Emissions Calculator v 1.017.168																		
Adjusted Reading = Reading - Preamp Factor + Antenna Factor + Cable Factor																		
Copyright Curtis-Straus LLC 2006																		

Rev. 9/1/2016

Spectrum Analyzers / Receivers / Preselectors		Range	MN	Mfr	SN	Asset	Cat	Calibration Due	Calibrated on
MXE EMI Receiver		20Hz-26.5GHz	N9038A	Agilent	MY51210181	2093	I	8/9/2017	8/9/2016
Antennas		Range	MN	Mfr	SN	Asset	Cat	Calibration Due	Calibrated on
Blue Horn		1-18GHz	3117	ETS	157647	1861	I	2/8/2017	2/8/2015
Cables		Range		Mfr			Cat	Calibration Due	Calibrated on
REMI-High-06		1 - 26.5GHz	TRU-21B0707-120	TRU			II	8/14/2017	8/14/2016
Meteorological Meters			MN	Mfr	SN	Asset	Cat	Calibration Due	Calibrated on
Weather Clock (Pressure Only)			BA928	Oregon Scientific	C3166-1	831	I	4/28/2018	4/28/2016
TH A#2080			HTC-1	HDE	2080		II	4/5/2017	4/5/2016
Chambers and Stripline			MN	Mfr	SN	Asset	Cat	Calibration Due	Calibrated on
EMI Chamber 1			DRS2014X8LH	ETS	J1173 - 0002A	1685	II	See RFI Systems	See RFI Systems
EMI Chamber 2			DRS2014X8LH	ETS	J1173 - 0002B	1686	II	See RFI Systems	See RFI Systems

All equipment is calibrated using standards traceable to NIST or other nationally recognized calibration standard.

Radiated Emissions Table

Date: 29-Aug-16		Company: Udisense Inc. DBA: Nanit				Work Order: Q1060								
Engineer: Zac Johnson		EUT Desc: Smart Baby Monitor (Model: N101)				EUT Operating Voltage/Frequency: 120V/60Hz								
Temp: 23.8C		Humidity: 45%				Pressure: 1010mbar								
Frequency Range: 18-26.5GHz						Measurement Distance: 0.1m								
Notes: 802.11a 6Mbps 5500MHz (worst case)						EUT Max Freq: 5825MHz								
Antenna Polarization (H/V)	Frequency (MHz)	Peak Reading (dBμV)	Average Reading (dBμV)	Preamp Factor (dB)	Antenna Factor (dB/m)	Cable Factor (dB)	Adjusted Peak Reading (dBμV/m)	Adjusted Avg Reading (dBμV/m)	FCC Class A High Frequency - Peak			FCC Class A High Frequency - Average		
									Limit (dBμV/m)	Margin (dB)	Result (Pass/Fail)	Limit (dBμV/m)	Margin (dB)	Result (Pass/Fail)
	No Emissions Found			---	---	---	---	---	---	---	---	---	---	---
Table Result:				---		by		---		dB		Worst Freq: --- MHz		
Test Site: EMI Chamber 1				Cable 1: EMIR-06				Cable 2: EMIR-07				Cable 3: ---		
Analyzer: Gold				Preamp: 18-26.5GHz				Antenna: 18-26.5GHz Horn				Preselector: ---		
CSsoft Radiated Emissions Calculator v 1.017.169														
Adjusted Reading = Reading - Preamp Factor + Antenna Factor + Cable Factor														
Copyright Curtis-Strass LLC 2006														

BUREAU
VERITAS

Curtis-Straus LLC, a wholly owned subsidiary of BV CPS
One Distribution Center Circle, #1 • Littleton, MA • TEL (978) 486-8880 • FAX (978) 486-8828



Rev. 8/29/2016

Spectrum Analyzers / Receivers / Preselectors Gold	Range 100Hz-26.5 GHz	MN E4407B	Mfr Agilent	SN MY45113816	Asset 1284	Cat I	Calibration Due 1/13/2017	Calibrated on 1/13/2016
Radiated Emissions Sites EMI Chamber 1	FCC Code 719150	IC Code 2762A-6	VCCI Code A-0015	Range 1-18GHz		Cat I	Calibration Due 5/23/2017	Calibrated on 5/23/2015
Preamps/Couplers Attenuators / Filters HF (Yellow)	Range 18-26.5GHz	MN AFS4-18002650-60-8P-4	Mfr CS	SN 467559	Asset 1266	Cat II	Calibration Due 3/8/2017	Calibrated on 3/8/2016
Antennas HF (White) Horn	Range 18-26.5GHz	MN 801-WLM	Mfr Waveline	SN 758	Asset 758	Cat III	Calibration Due Verify before Use	Calibrated on date of test
Meteorological Meters Weather Clock (Pressure Only) TH A#2080		MN BA928 HTC-1	Mfr Oregon Scientific HDE	SN C3166-1	Asset 831 2080	Cat I II	Calibration Due 4/28/2018 4/5/2017	Calibrated on 4/28/2016 4/5/2016
Cables REMI-High-06	Range 1 - 26.5GHz		Mfr TRU			Cat II	Calibration Due 8/14/2017	Calibrated on 8/14/2016

All equipment is calibrated using standards traceable to NIST or other nationally recognized calibration standard.

Radiated Emissions Table																											
Date: 29-Aug-16				Company: Udisense Inc. DBA: Nanit				Work Order: Q1060																			
Engineer: Zac Johnson				EUT Desc: Smart Baby Monitor (Model: N101)				EUT Operating Voltage/Frequency: 120V/60Hz																			
Temp: 23.8C				Humidity: 45%				Pressure: 1010mbar																			
Frequency Range: 26.5-40GHz								Measurement Distance: 0.1m																			
Notes: 802.11a 6Mbps 5500MHz (worst case)								EUT Max Freq: 5825MHz																			
Antenna Polarization (H / V)	Frequency (MHz)	Peak Reading (dBuV)	Average Reading (dBuV)	Preamp Factor (dB)	Antenna Factor (dB/m)	Cable Factor (dB)	Adjusted Peak Reading (dBuV/m)	Adjusted Avg Reading (dBuV/m)	FCC Class A High Frequency - Peak			FCC Class A High Frequency - Average															
									Limit (dBuV/m)	Margin (dB)	Result (Pass/Fail)	Limit (dBuV/m)	Margin (dB)	Result (Pass/Fail)													
No Emissions Found																											
Table Result:				---				by				--- dB				Worst Freq:				---				MHz			
Test Site: EMI Chamber 1				Cable 1: EMIR-06				Cable 2: EMIR-07				Cable 3: ---															
Analyzer: Gold				Preamp: 40GHz Mixer / 18-26.5GHz Mixer				Antenna: 40GHz Mixer / 18-26.5GHz Horn				Preselector: ---															
CSsoft Radiated Emissions Calculator v 1.017.169														Copyright Curtis-Straus LLC 2000													
Adjusted Reading = Reading - Preamp Factor + Antenna Factor + Cable Factor																											

Rev. 8/29/2016

Spectrum Analyzers / Receivers / Preselectors Gold	Range 100Hz-26.5 GHz	MN E4407B	Mfr Agilent	SN MY45113816	Asset 1284	Cat I	Calibration Due 1/13/2017	Calibrated on 1/13/2016
Radiated Emissions Sites EMI Chamber 1	FCC Code 719150	IC Code 2762A-6	VCCI Code A-0015	Range 1-18GHz		Cat I	Calibration Due 5/23/2017	Calibrated on 5/23/2015
Mixers/Duplexers Mixer / Horn	Range 26.5-40 GHz	MN 11970A	Mfr Agilent	SN 3003A10230	Asset 2154	Cat I	Calibration Due 3/12/2019	Calibrated on 3/12/2016
Meteorological Meters Weather Clock (Pressure Only) TH A#2080		MN BA928 HTC-1	Mfr Oregon Scientific HDE	SN C3166-1	Asset 831 2080	Cat I II	Calibration Due 4/28/2018 4/5/2017	Calibrated on 4/28/2016 4/5/2016
Cables REMI-High-06 REMI-High-07	Range 1 - 26.5GHz 1 - 26.5GHz	MN TRU-21B0707-120 TRU-21B0707-120	Mfr TRU TRU			Cat II II	Calibration Due 8/14/2017 8/14/2017	Calibrated on 8/14/2016 8/14/2016

All equipment is calibrated using standards traceable to NIST or other nationally recognized calibration standard.



UNII-2C Band

UNII-2C Band

Maximum Power Spectral Density										
Date: Jul-29-2016			Company: Udisense Inc. DBA: Nanit				Work Order: Q1060			
Engineer: Yunus Faziloglu			EUT: Smart Baby Monitor (Model:N101)				EUT Operating Voltage/Frequency: 5VDC			
Temp: 22.9°C			Humidity: 53%		Pressure: 1003mbar					
Frequency Range: UNII-2C Band			Measurement Type: Conducted							
Notes: Powered from support laptop USB port			Measurement Method: FCC KDB 789033 D02 General UNII Test Procedures New Rules v01r02 Section II.F							
Mode	Data Rate	Frequency	Reading	DCCF	Cable Loss	Attenuator Loss	PSD	Limit	Margin	Result
	Mbps	(MHz)	(dBm)	10log(1/x)	(dB)	(dB)	(dBm)	(dBm)	(dB)	
802.11a	6	5500.0	-29.79	0.29	1.9	29.6	2.00	11.0	-9.00	Pass
		5580.0	-29.85	0.29	1.9	29.6	1.94	11.0	-9.06	Pass
		5700.0	-31.43	0.29	1.9	29.6	0.36	11.0	-10.64	Pass
802.11n (HT20)	6.5	5500.0	-30.95	0.31	1.9	29.6	0.86	11.0	-10.14	Pass
		5580.0	-31.01	0.31	1.9	29.6	0.80	11.0	-10.20	Pass
		5700.0	-32.73	0.31	1.9	29.6	-0.92	11.0	-11.92	Pass
802.11n (HT40)	13.5	5510.0	-33.59	0.60	1.9	29.6	-1.49	11.0	-12.49	Pass
		5550.0	-33.52	0.60	1.9	29.6	-1.42	11.0	-12.42	Pass
		5670.0	-35.03	0.60	1.9	29.6	-2.93	11.0	-13.93	Pass
Test Site: Wireless Test Room			Cable 1: UFL to SMA adapter			Attenuator		A2121		
Analyzer: A2200										
PSD(dBm) = Reading (dBm) + Duty Cycle Correction Factor (dB) + Cable Loss (dB) + Attenuator Loss (dB)										
Copyright Curtis-Straus LLC 2000										

UNII-3 Band

Maximum Power Spectral Density										
Date: Jul-29-2016			Company: Udisense Inc. DBA: Nanit				Work Order: Q1060			
Engineer: Yunus Faziloglu			EUT: Smart Baby Monitor (Model:N101)				EUT Operating Voltage/Frequency: 5VDC			
Temp: 22.9°C			Humidity: 53%		Pressure: 1003mbar					
Frequency Range:		UNII-3 Band		Measurement Type:		Conducted				
Notes:		Powered from support laptop USB port		Measurement Method: FCC KDB 789033 D02 General UNII Test Procedures New Rules v01r02 Section II.F						
Mode	Data Rate	Frequency	Reading	DCCF 10log(1/x)	Cable Loss	Attenuator Loss	PSD	Limit	Margin	Result
	Mbps									
802.11a	6	5745.0	-34.45	0.29	1.9	29.6	-2.66	30.0	-32.66	Pass
		5785.0	-34.95	0.29	1.9	29.6	-3.16	30.0	-33.16	Pass
		5825.0	-35.16	0.29	1.9	29.6	-3.37	30.0	-33.37	Pass
802.11n (HT20)	6.5	5745.0	-35.99	0.31	1.9	29.6	-4.18	30.0	-34.18	Pass
		5785.0	-36.20	0.31	1.9	29.6	-4.39	30.0	-34.39	Pass
		5825.0	-36.47	0.31	1.9	29.6	-4.66	30.0	-34.66	Pass
802.11n (HT40)	135	5755.0	-40.64	2.97	1.9	29.6	-6.17	30.0	-36.17	Pass
		5795.0	-41.00	2.97	1.9	29.6	-6.53	30.0	-36.53	Pass
Test Site: Wireless Test Room			Cable 1: UFL to SMA adapter			Attenuator		A2121		
Analyzer: A2200			Copyright Curtis-Straus LLC 2000							
PSD(dBm) = Reading (dBm) + Duty Cycle Correction Factor (dB) + Cable Loss (dB) + Attenuator Loss (dB)										

Rev. 7/4/2016

Spectrum Analyzers / Receivers / Preselectors	Range	MN	Mfr	SN	Asset	Cat	Calibration Due	Calibrated on
FSV40 Signal/Spectrum Analyzer	10Hz-40GHz	FSV40	R&S	101551	2200	I	6/1/2017	6/1/2016
Preamps / Couplers Attenuators / Filters	Range	MN	Mfr	SN	Asset	Cat	Calibration Due	Calibrated on
API - 30dB 20W Attenuator	9KHz-40GHz	89-30-11	API Weinschel	703	2121	I	2/10/2017	2/10/2016
Meteorological Meters		MN	Mfr	SN	Asset	Cat	Calibration Due	Calibrated on
Weather Clock (Pressure Only)		BA928	Oregon Scientific	C3166-1	831	I	4/28/2018	4/28/2016
TH A#2085		HTC-1	HDE		2085	II	4/5/2017	4/5/2016

All equipment is calibrated using standards traceable to NIST or other nationally recognized calibration standard.

PLOTS

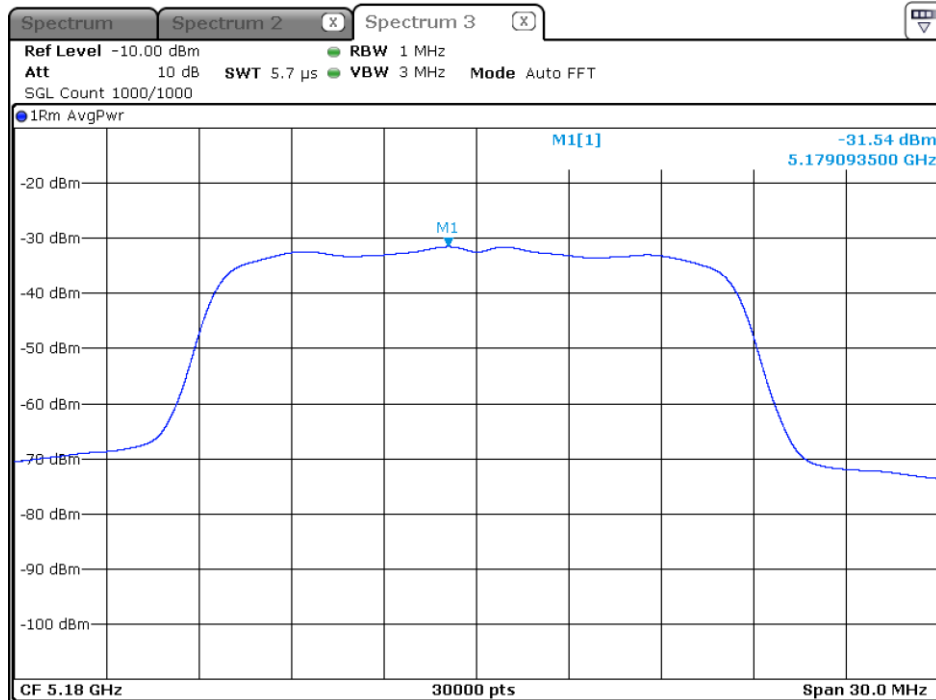
Continued on next page.



Curtis-Straus LLC, a wholly owned subsidiary of BV CPS
 One Distribution Center Circle, #1 • Littleton, MA • TEL (978) 486-8880 • FAX (978) 486-8828

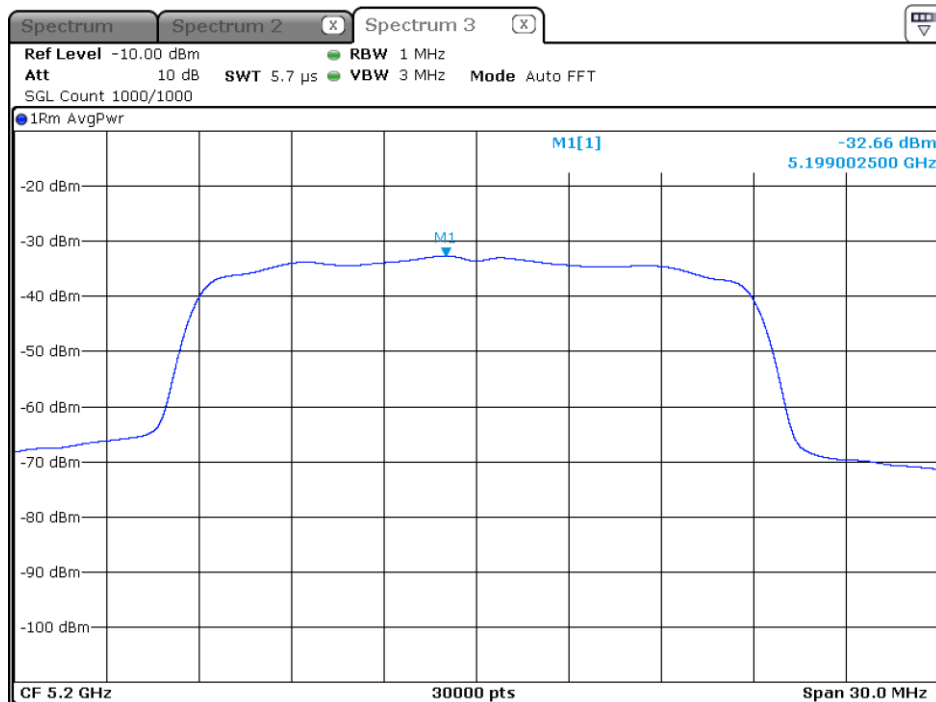


UNII-1 Band



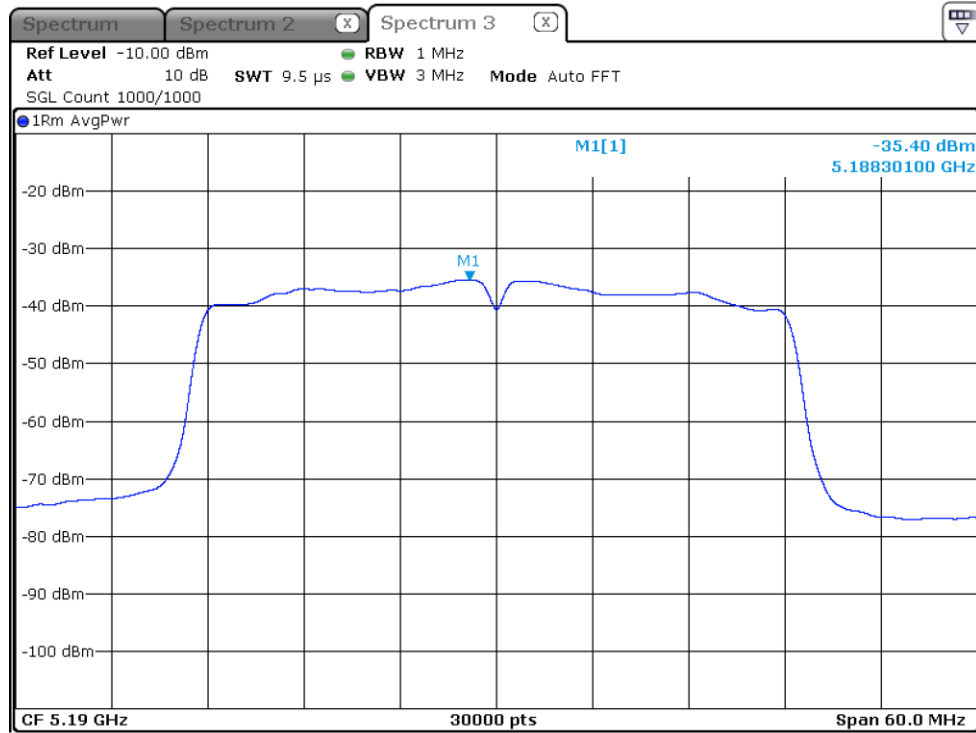
Date: 27.JUL.2016 11:06:23

PSD 802.11a 6Mbps 5180 MHz



Date: 27.JUL.2016 13:05:53

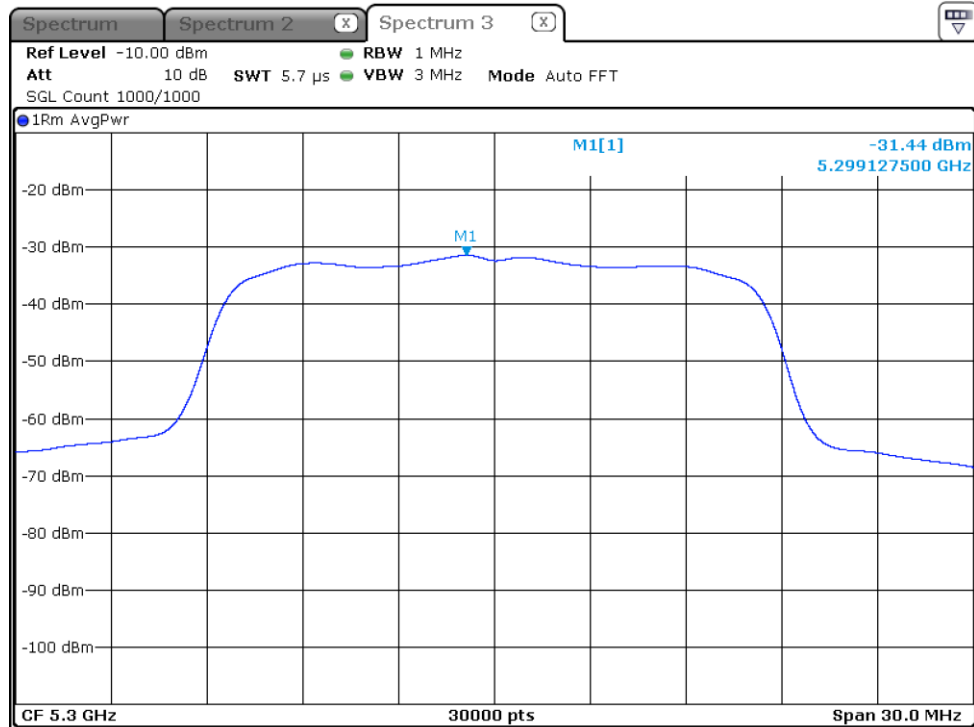
PSD 802.11n (HT20) 6.5Mbps 5200 MHz



Date: 27.JUL.2016 15:05:05

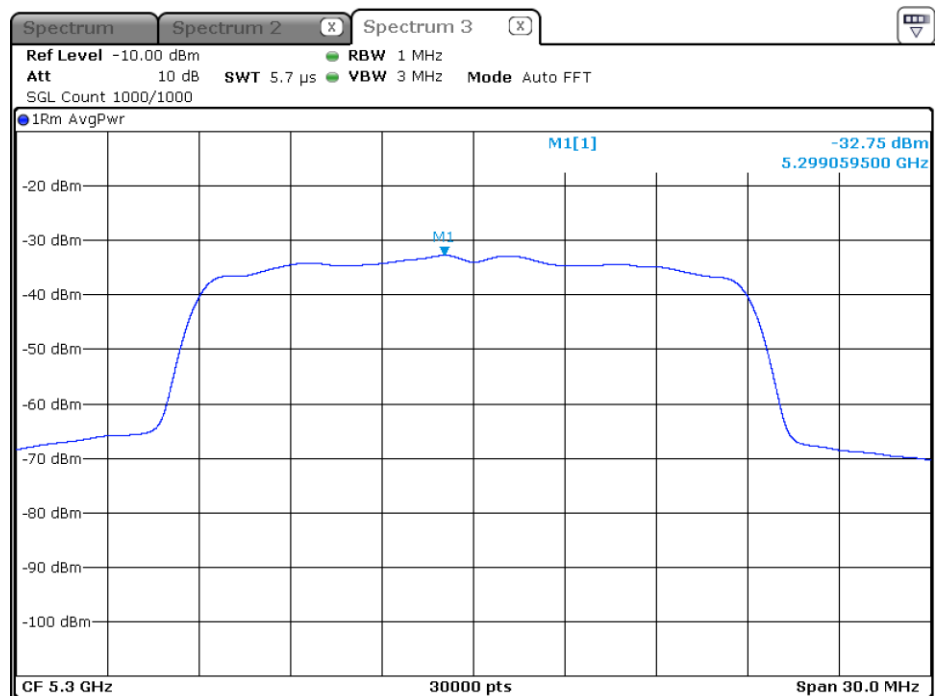
PSD 802.11n (HT40) 13.5Mbps 5190 MHz

UNII-2A Band



Date: 28.JUL.2016 09:38:57

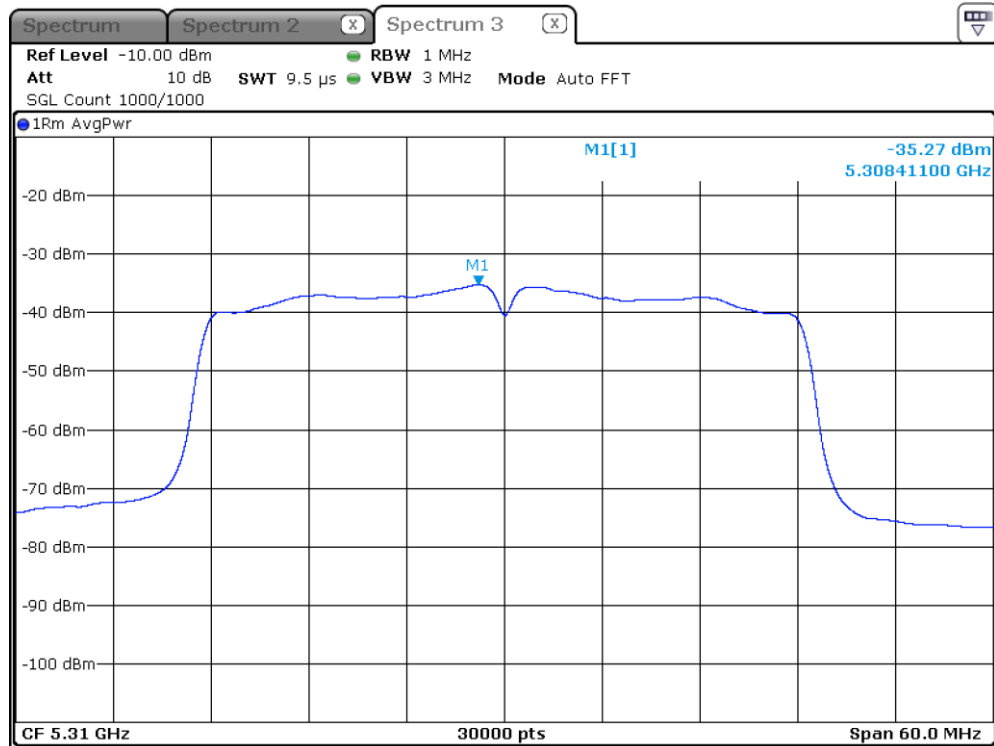
PSD 802.11a 6Mbps 5300 MHz



Date: 28.JUL.2016 11:56:53

PSD 802.11n (HT20) 6.5Mbps 5300 MHz

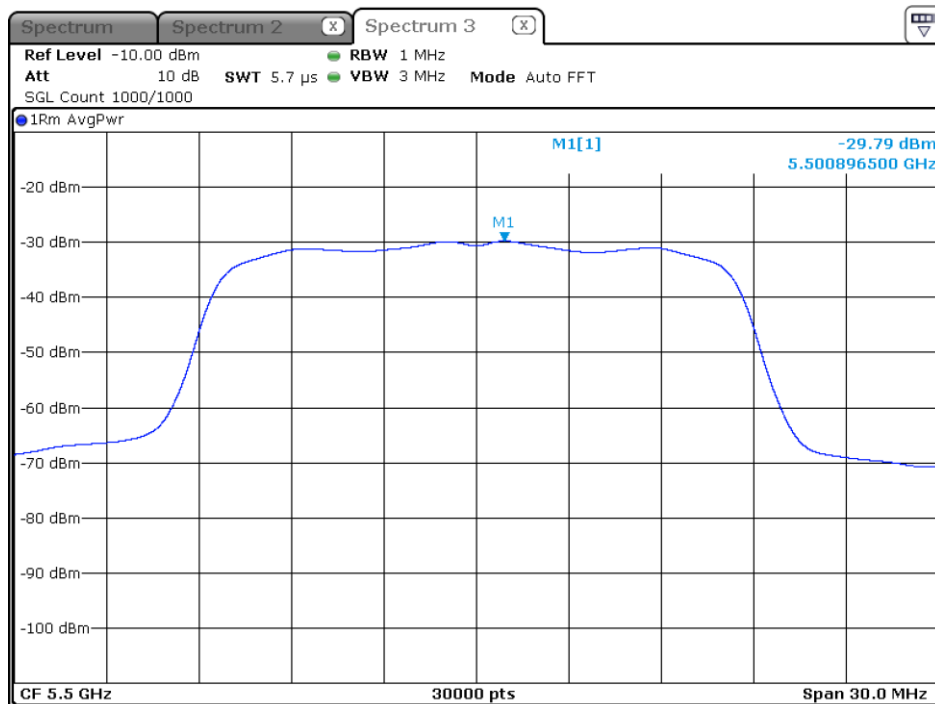




Date: 28.JUL.2016 14:34:04

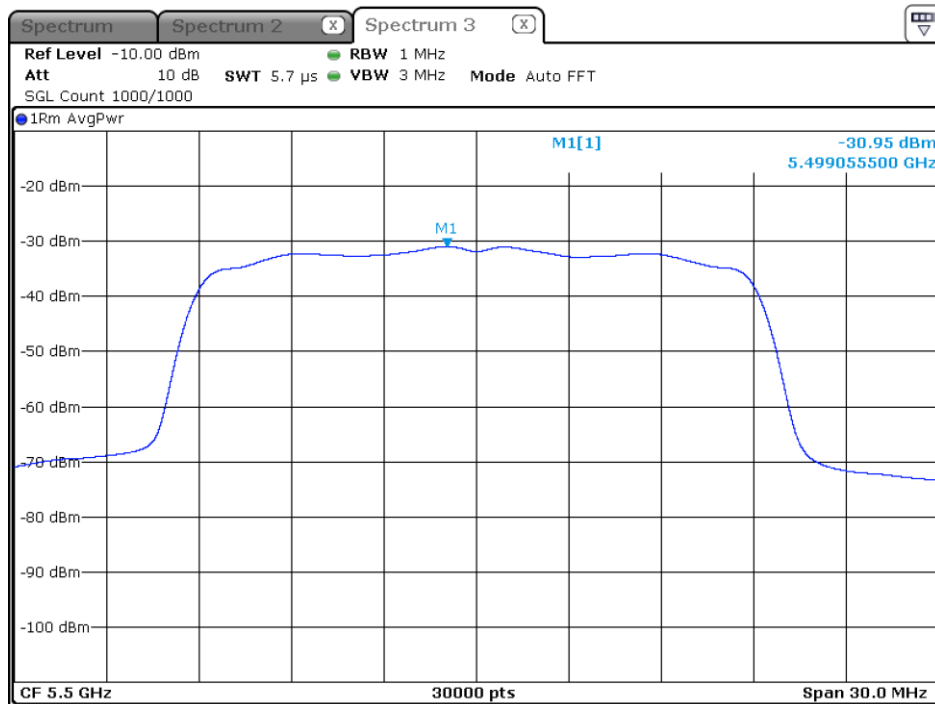
PSD 802.11n (HT40) 13.5Mbps 5310 MHz

UNII-2C Band



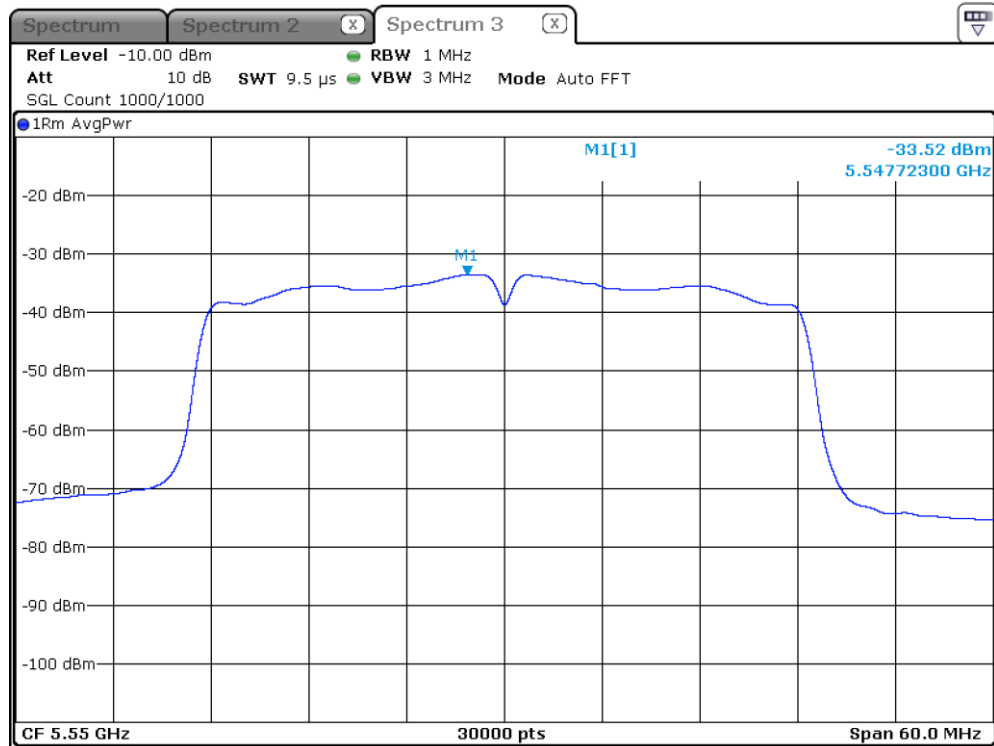
Date: 28.JUL.2016 16:21:35

PSD 802.11a 6Mbps 5500 MHz



Date: 29.JUL.2016 10:29:08

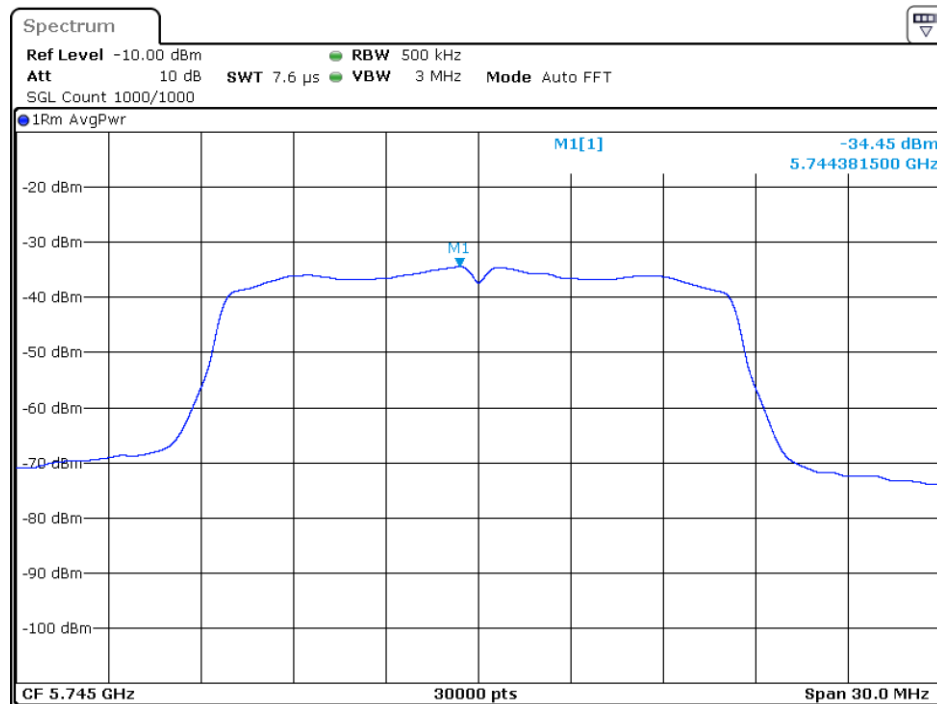
PSD 802.11n (HT20) 6.5Mbps 5500 MHz



Date: 29.JUL.2016 11:24:08

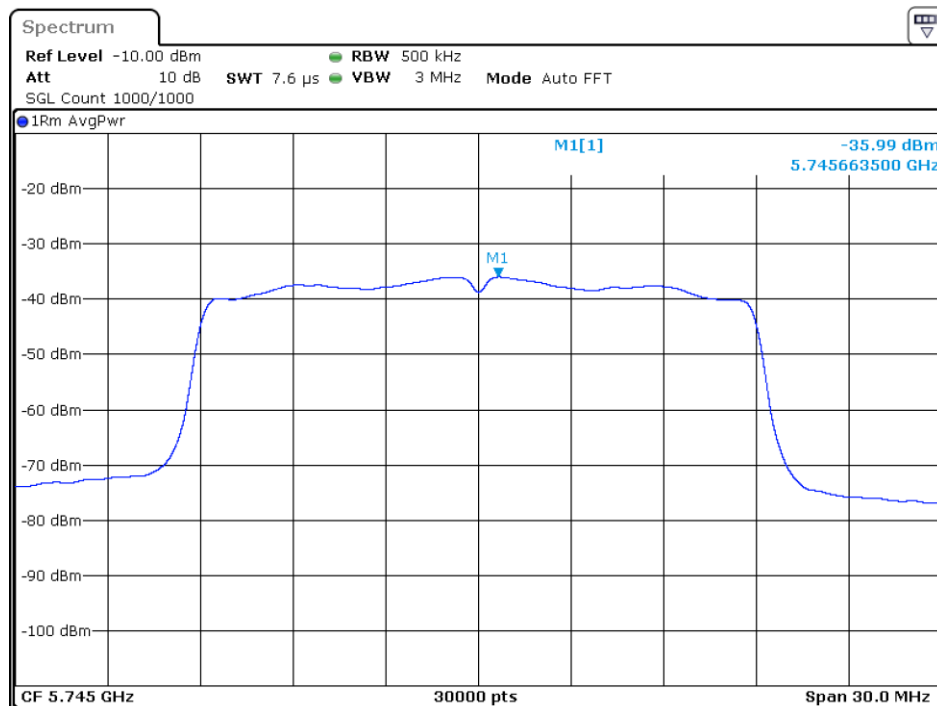
PSD 802.11n (HT40) 13.5Mbps 5550 MHz

UNII-3 Band



Date: 29 JUL 2016 14:04:26

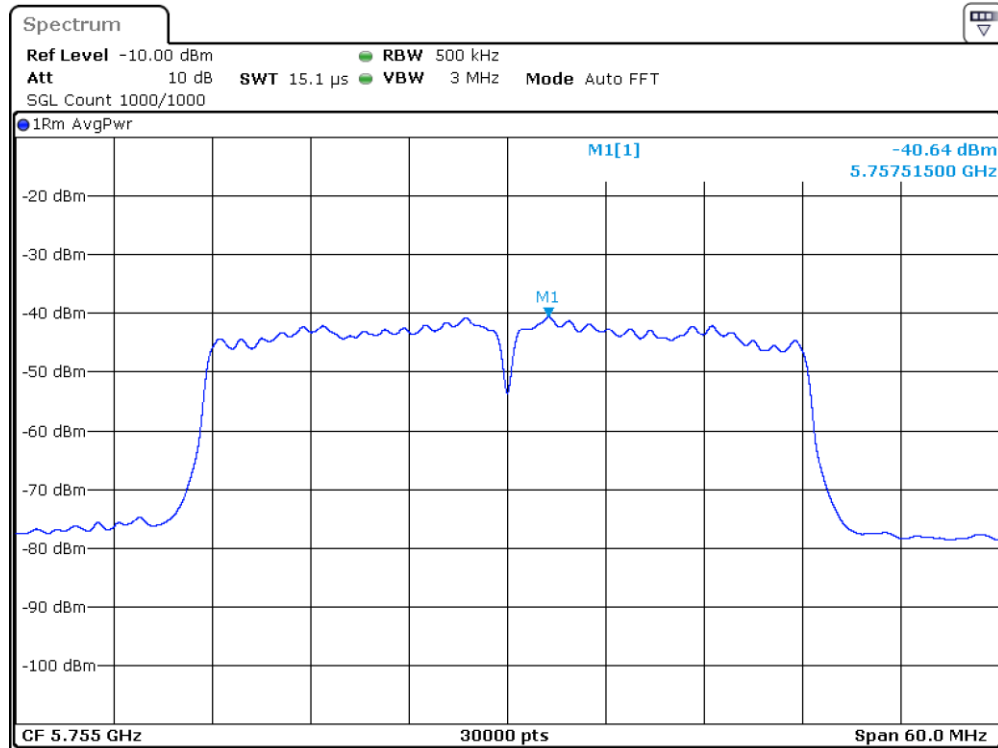
PSD 802.11a 6Mbps 5745 MHz



Date: 29 JUL 2016 14:35:42

PSD 802.11n (HT20) 6.5Mbps 5745 MHz

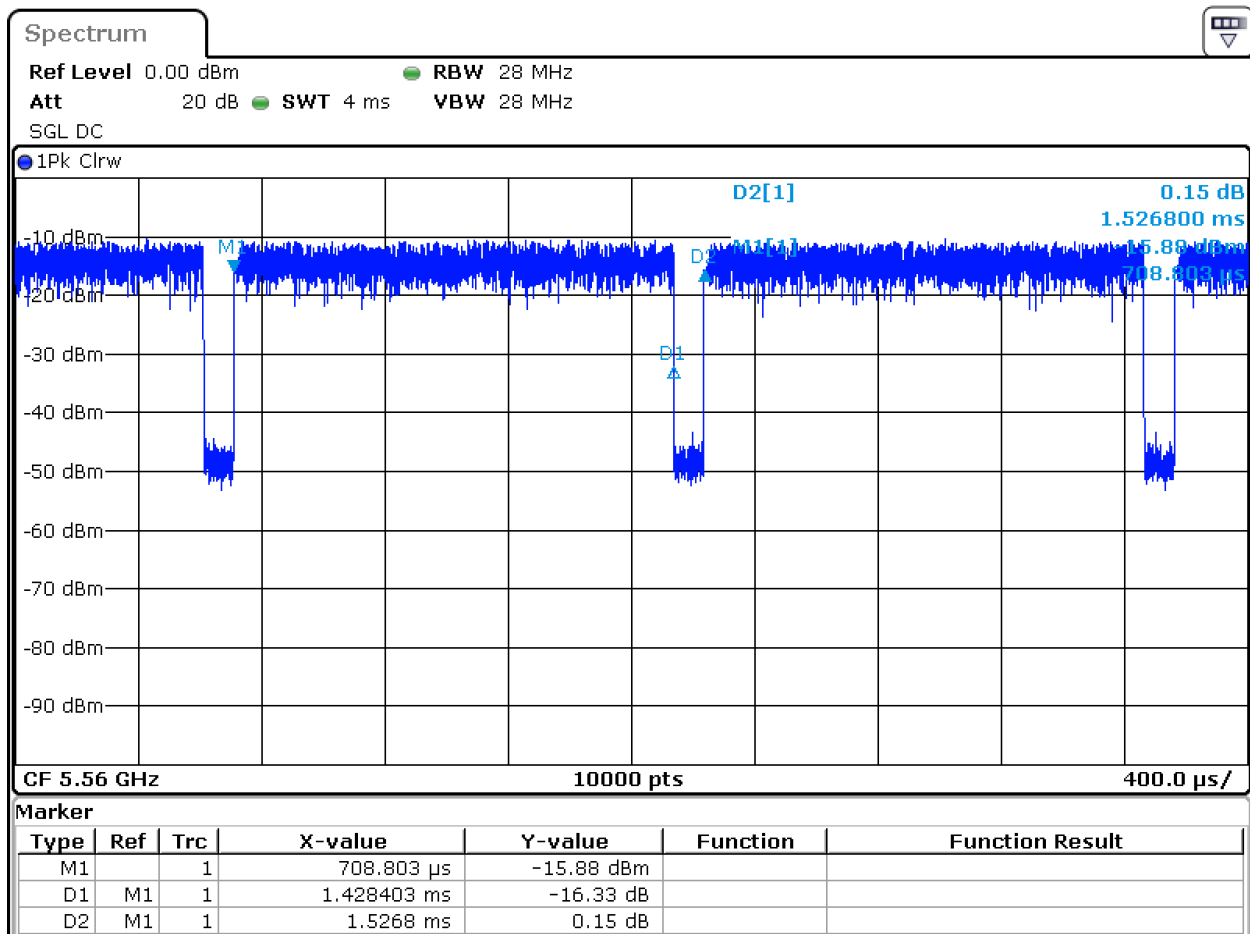




Date: 29.JUL.2016 15:08:29

PSD 802.11n (HT40) 135Mbps 5755 MHz

Duty-Cycle Plots



Date: 15.JUL.2016 18:00:27

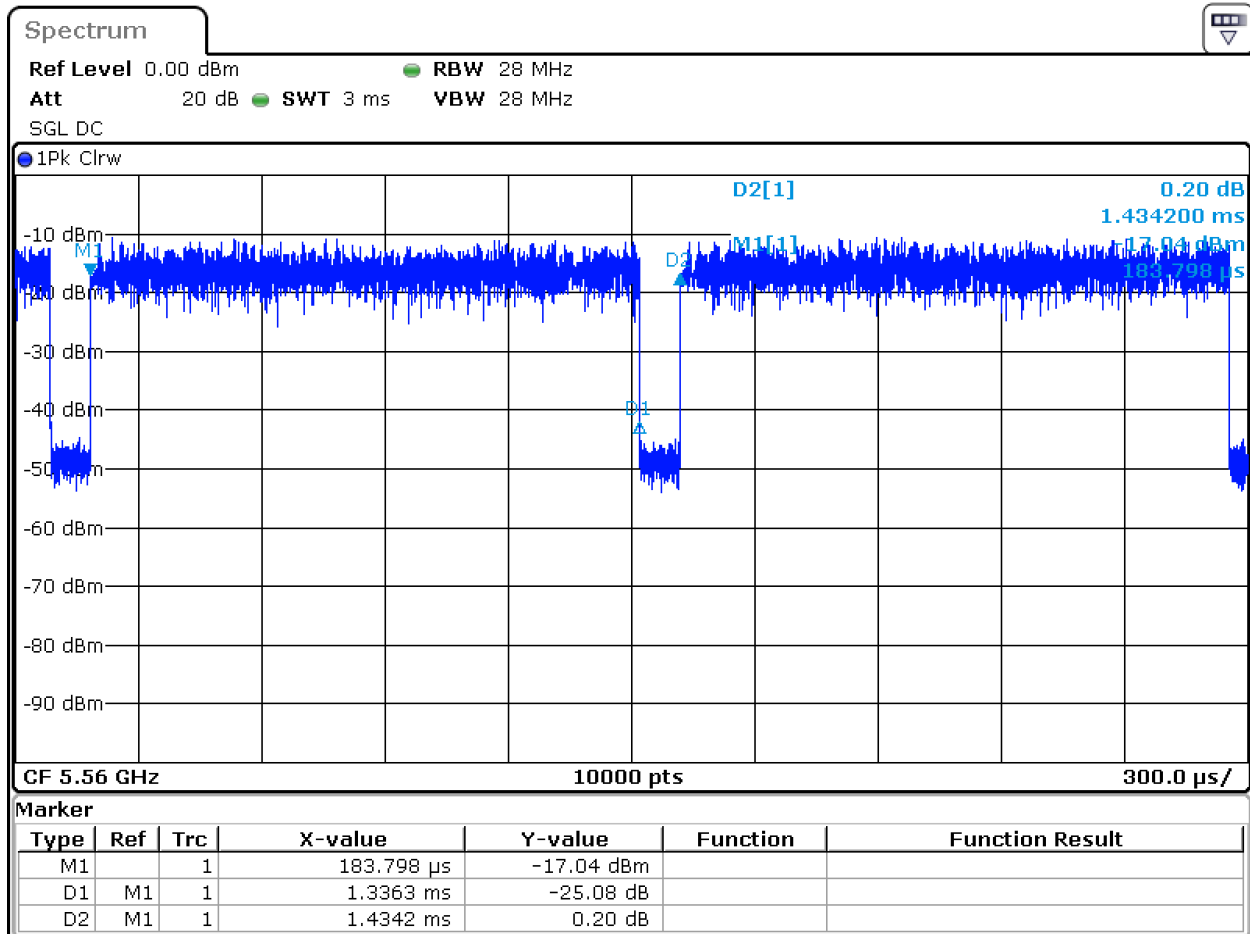
Duty-Cycle Plot for 802.11a 6Mbps

Calculation:

$$\text{Duty-Cycle} = \text{ON TIME} / (\text{ON TIME} + \text{OFF TIME}) = 1.4284 / 1.5268 = 0.9355$$

$$\text{DCCF} = 10\log(1/X), \text{ where } X \text{ is the duty cycle}$$

$$\text{DCCF} = 10\log(1/0.9355) = 0.29\text{dB}$$



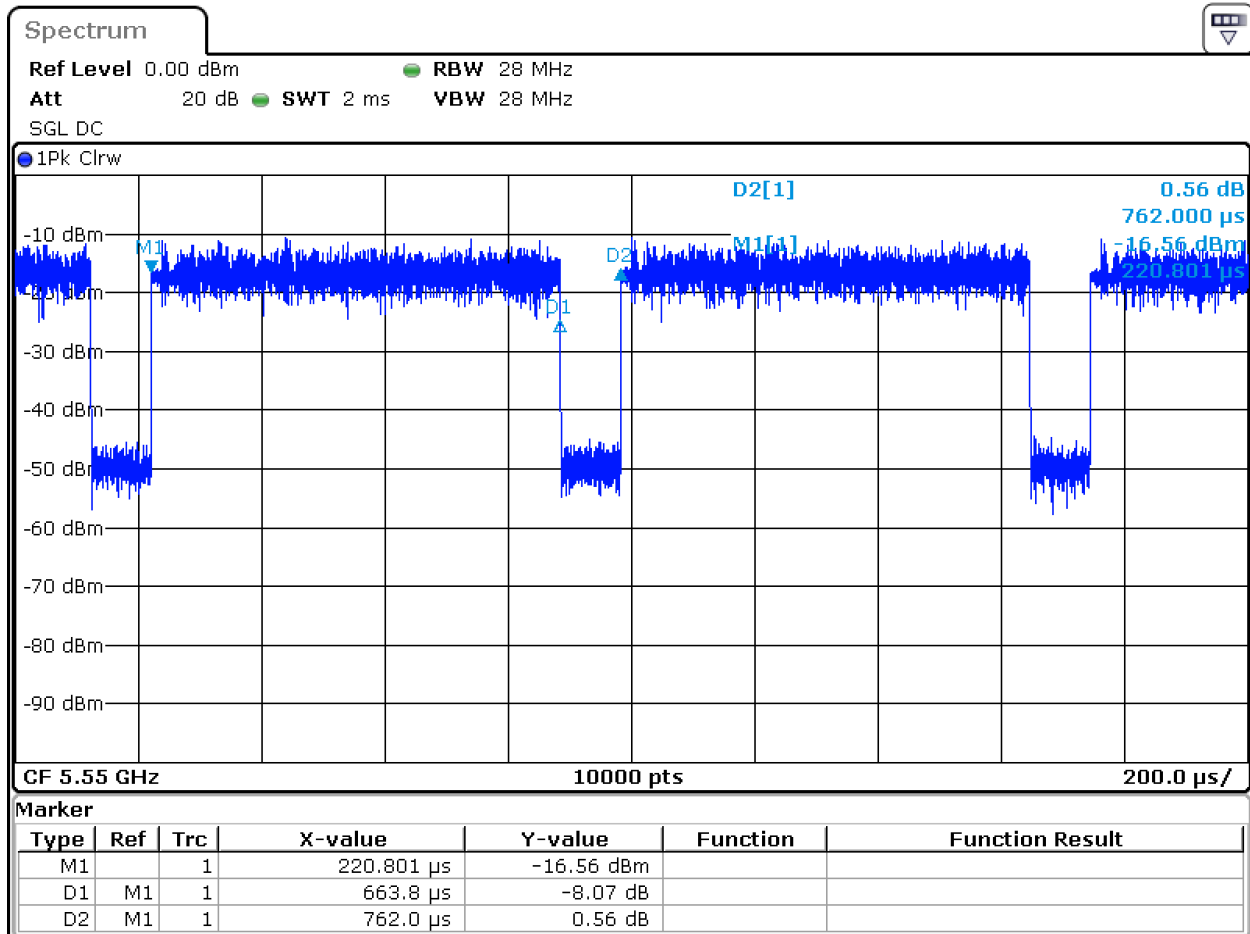
Date: 15.JUL.2016 18:45:50

Duty-Cycle Plot for 802.11n (HT20) 6.5Mbps

Calculation:

Duty-Cycle = ON TIME / (ON TIME + OFF TIME) = 1.3363 / 1.4342 = 0.9317

DCCF = $10\log(1/X)$, where X is the duty cycleDCCF = $10\log(1/0.9317) = 0.31\text{dB}$



Date: 15.JUL.2016 19:14:26

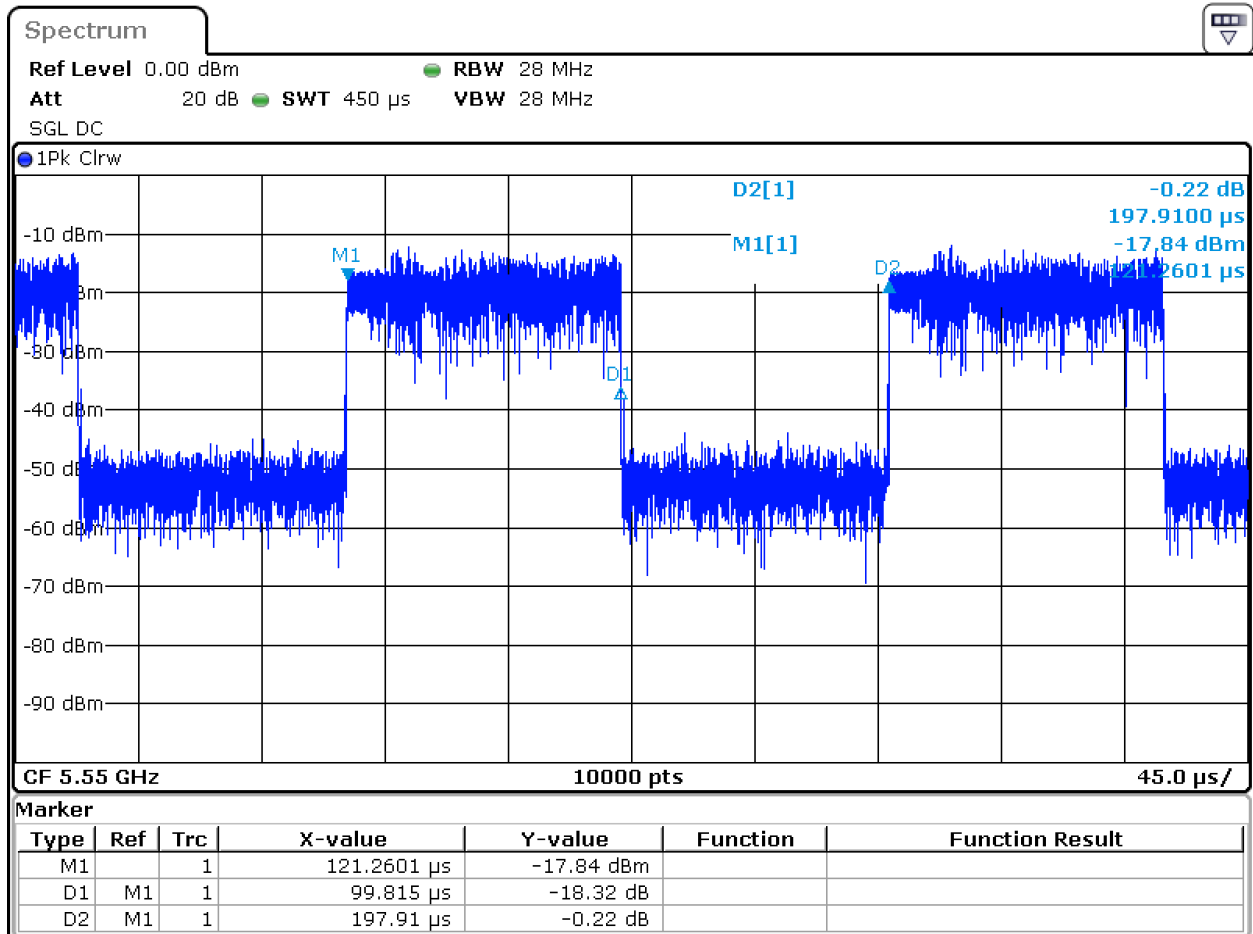
Duty-Cycle Plot for 802.11n (HT40) 13.5Mbps

Calculation:

Duty-Cycle = ON TIME / (ON TIME + OFF TIME) = 663.8 / 762 = 0.8711

DCCF = 10log (1/X), where X is the duty cycle

DCCF = 10log (1/0.8711) = 0.6dB



Date: 15.JUL.2016 19:32:33

Duty-Cycle Plot for 802.11n (HT40) 135Mbps

Calculation:

Duty-Cycle = ON TIME / (ON TIME + OFF TIME) = 99.815 / 197.91 = 0.5043

DCCF = 10log (1/X), where X is the duty cycle

DCCF = 10log (1/0.5043) = 2.97dB

AC Line Conducted Emissions LIMITS

Frequency of emission (MHz)	Quasi-peak limit (dBμV)	Average limit (dBμV)
0.15-0.5	66 to 56*	56 to 46*
0.5-5	56	46
5-30	60	50

*Decreases with the logarithm of the frequency.

[47 CFR 15.207(a)]

MEASUREMENTS / RESULTS

AC Conducted Emissions Data Table														
Date: 29-Aug-16 Engineer: Yunus Faziloglu Temp: 24.0 °C					Company: Udisense Inc. DBA: Nanit EUT Desc: Smart Baby Monitor (Model: N101) Humidity: 45%					Work Order: Q1060 Pressure: 1010mbar				
Notes: 802.11a 6Mbps (worst case)														
Frequency Range: 0.15-30MHz														
EUT Input Voltage/Frequency: 120V/60Hz														
Frequency (MHz)	Quasi-Peak Readings		Average Readings		LISN Factors		Cable Factor (dB)	ATTN Factor (dB)	FCC/CISPR Class B			FCC/CISPR Class B		
	QP1 (dBµV)	QP2 (dBµV)	AVG1 (dBµV)	AVG2 (dBµV)	L1 (dB)	L2 (dB)			QP Limit (dBµV)	Margin (dB)	Result (Pass/Fail)	AVG Limit (dBµV)	Margin (dB)	Result (Pass/Fail)
9.11	25.6	26.0	13.1	8.8	0.0	-0.1	-0.1	-20.3	60.0	-13.5	Pass	50.0	-16.4	Pass
9.63	28.8	28.5	15.2	11.2	-0.1	-0.1	-0.1	-20.3	60.0	-10.7	Pass	50.0	-14.3	Pass
10.15	29.2	27.2	17.2	13.5	-0.1	-0.1	-0.1	-20.3	60.0	-10.3	Pass	50.0	-12.3	Pass
10.67	28.6	30.3	18.4	15.1	-0.1	-0.1	-0.1	-20.3	60.0	-9.2	Pass	50.0	-11.1	Pass
11.19	22.0	22.3	14.9	13.0	-0.1	-0.1	-0.1	-20.3	60.0	-17.2	Pass	50.0	-14.6	Pass
11.71	15.4	14.0	8.7	6.5	-0.1	-0.1	-0.1	-20.3	60.0	-24.1	Pass	50.0	-20.8	Pass
Result: Pass					Worst Margin: -9.2 dB					Frequency: 10.670 MHz				
Measurement Device: LISN ASSET 1726(Line 1) LISN ASSET 1727(Line 2)					Cable: CEMI-02 Attenuator: 20dB Atten-4					Spectrum Analyzer: Gold Site: CEMI 5				
C-S CEMI Calculator Version 3.0.14 Adjusted Reading = Raw Reading + LISN Insertion Loss + Cable Loss + Attenuation														
Equipment Factor Sheet rev: 8/24/2016														

Rev. 8/29/2016

LISNs/Measurement Probes		Range	MN	Mfr	SN	Asset	Cat	Calibration Due	Calibrated on
LISN Asset 1726		150kHz-30MHz	LI-150A	Com-Power	201092	1726	I	2/4/2017	2/4/2016
LISN Asset 1727		150kHz-30MHz	LI-150A	Com-Power	201093	1727	I	2/4/2017	2/4/2016
Cables		Range		Mfr			Cat	Calibration Due	Calibrated on
CEMI-02		9kHz - 2GHz		C-S			II	4/10/2017	4/10/2016
Attenuators		Range	MN	Mfr	SN	Asset	Cat	Calibration Due	Calibrated on
20dB Attenuator-04		9kHz-2GHz			N/A		II	9/7/2017	8/7/2016
Spectrum Analyzers / Receivers / Preselectors		Range	MN	Mfr	SN	Asset	Cat	Calibration Due	Calibrated on
Gold		100Hz-26.5 GHz	E4407B	Agilent	MY45113816	1284	I	1/13/2017	1/13/2016
Meteorological Meters			MN	Mfr	SN	Asset	Cat	Calibration Due	Calibrated on
Weather Clock (Pressure Only)			BA928	Oregon Scientific	C3166-1	831	I	4/28/2018	4/28/2016
TH A#2085			HTC-1	HDE		2085	II	4/5/2017	4/5/2016

All equipment is calibrated using standards traceable to NIST or other nationally recognized calibration standard.



Curtis-Straus LLC, a wholly owned subsidiary of BV CPS
One Distribution Center Circle, #1 • Littleton, MA • TEL (978) 486-8880 • FAX (978) 486-8828



Frequency Stability

“Manufacturers of UNII devices are responsible for ensuring frequency stability such that an emission is maintained within the band of operation under all conditions of normal operation as specified in the user’s manual” 15.407(g)

Manufacturer declares the temperature range for normal operation of the product as:

Minimum: 0°C

Maximum: 40°C

Nominal operating voltage in US and Canada:

Nominal: 120VAC

85%: 102VAC

115%: 138VAC

Frequency Stability at Extreme Voltages and Temperatures

Date: 02-Sep-16		Company: Udisense Inc. DBA: Nanit	Work Order: Q1060
Engineer: Yunus Faziloglu		EUT Desc: Smart Baby Monitor (Model: N101)	
Temp: 24.0 °C		Humidity: 46%	Pressure: 1008mbar
Modes 802.11n(HT40) mode at 5510MHz for voltage variation.		EUT Input Voltage: 120V/60Hz	
5180MHz CW mode for temperature variation.			
Temperature	Voltage	Frequency Drift (ppm)	
Voltage Variation			
20	120.0	Reference	
20	102.0	2.7ppm	
20	138.0	0.9ppm	
Temperature Variation			
0	120.0	0.6ppm	
10	120.0	0.6ppm	
20	120.0	Reference	
30	120.0	0.8ppm	
40	120.0	1.9ppm	
Spectrum Analyzer: A2200		Cable A1787	
Test Chamber ENV 17		Antenna Orange Horn	Voltmeter A1295

Rev. 9/1/2016

RMS Voltmeters/Current Clamp		MN	Mnfr	SN	Asset	Cat	Calibration Due	Calibrated on
D+I Verification DMM		115	Fluke	94470393	1295	I	5/25/2017	5/25/2016
Signal Generators	Range	MN	Mfr	SN	Asset	Cat	Calibration Due	Calibrated on
FSV40 Spectrum Analyzer	10Hz-40GHz	FSV40	ROHDE & SCHWARZ	101551	2200	I	6/1/2017	6/1/2016
Cables	Range		Mfr			Cat	Calibration Due	Calibrated on
Asset #1787	9kHz - 18GHz		Florida RF			II	3/7/2017	3/7/2016
Antennas	Range	MN	Mfr	SN	Asset	Cat	Calibration Due	Calibrated on
Orange Horn	1-18GHz	3115	EMCO	0004-6123	390	I	10/13/2016	10/13/2014

All equipment is calibrated using standards traceable to NIST or other nationally recognized calibration standard.



Measurement Uncertainty

The listed uncertainties are the worst case uncertainty for the entire range of measurement. Please note that the uncertainty values are provided for informational purposes only and are not used in determining the PASS/FAIL results.

Measurement	Expanded Uncertainty k=2	Maximum allowable uncertainty
Radiated Emissions (30-1000MHz)	5.6dB	N/A
NIST	4.6dB	5.2dB (Ucisprr)
CISPR		
Radiated Emissions (1-26.5GHz)	4.6dB	N/A
Radiated Emissions (above 26.5GHz)	4.9dB	N/A
Magnetic Radiated Emissions	5.6dB	N/A
Conducted Emissions		
NIST	3.9dB	N/A
CISPR	3.6dB	3.6dB (Ucisprr)
Telco Conducted Emissions (Current)	2.9dB	N/A
Telco Conducted Emissions (Voltage)	4.4dB	N/A
Electrostatic Discharge	11.5%	N/A
Radiated RF Immunity (Uniform Field)	1.6dB	N/A
Electrical Fast Transients	23.1%	N/A
Surge	23.1%	N/A
Conducted RF Immunity	3dB	N/A
Magnetic Immunity	12.8%	N/A
Dips and Interrupts	2.3V	N/A
Harmonics	3.5%	N/A
Flicker	3.5%	N/A
Radio frequency (@ 2.4GHz)	3.23×10^{-8}	1×10^{-7}
RF power, conducted	0.40dB	0.75dB
Maximum frequency deviation:		
• Within 300Hz and 6kHz of audio frequency / Within 6kHz and 25kHz of audio frequency	3.4%	5%
	0.3dB	3dB
Adjacent channel power	1.9dB	3dB
Conducted spurious emission of transmitter, valid up to 12.75GHz	2.39dB	3dB
Conducted emission of receivers	1.3dB	3dB
Radiated emission of transmitter, valid up to 26.5GHz	3.9dB	6dB
Radiated emission of transmitter, valid up to 80GHz	3.3dB	6dB
Radiated emission of receiver, valid up to 26.5GHz	3.9dB	6dB
Radiated emission of receiver, valid up to 80GHz	3.3dB	6dB
Humidity	2.37%	5%
Temperature	0.7°C	1.0°C
Time	4.1%	10%
RF Power Density, Conducted	0.4dB	3dB
DC and low frequency voltages	1.3%	3%
Voltage (AC, <10kHz)	1.3%	2%
Voltage (DC)	0.62%	1%
The above reflects a 95% confidence level		



BUREAU
VERITAS

Curtis-Straus LLC, a wholly owned subsidiary of BV CPS

One Distribution Center Circle, #1 • Littleton, MA • TEL (978) 486-8880 • FAX (978) 486-8828



Conditions Of Testing

[Bureau Veritas Consumer Products Services, Inc., a Massachusetts corporation], and/or its affiliates (collectively, the "Company") will conduct, at the request of the Submitter ("Client"), the tests specified on the submitted Test Request Form or equivalent in accordance with, and subject to, the following terms and conditions (collectively, "Conditions"):

1. All orders for tests are subject to acceptance by the Company, and no order will constitute a binding commitment of the Company unless and until such order is accepted by it, as evidenced by the issuance of a written report ("Test Report") by the Company. The Test Report is issued solely by the Company, is intended for the exclusive use of Client and shall not be published, used for advertising purposes, copied or replicated for distribution to any other person or entity or otherwise publicly disclosed without the prior written consent of the Company. By submitting a request for services to the Company, Client consents to the disclosure to accreditation bodies of those records of Client relevant to the accreditation body's assessment of the Company's competence and compliance with relevant accreditation criteria. The Company shall not be liable for any loss or damage whatsoever resulting from the failure of the Company to provide its services within any time period for completion estimated by the Company. If Client anticipates using the Test Report in any legal proceeding, arbitration, dispute resolution forum or other proceeding, it shall so notify the Company prior to submitting the Test Report in such proceeding. The Company has no obligation to provide a fact or expert witness at such proceeding unless the Company agrees in advance to do so for a separate and additional fee.
2. The Test Report will set forth the findings of the Company solely with respect to the test samples identified therein. Unless specifically and expressly indicated in the Test Report, the results set forth in such Test Report are not intended to be indicative or representative of the quality or characteristics of the lot from which a test sample is taken, and Client shall not rely upon the Test Report as being so indicative or representative of the lot or of the tested product in general. The Test Report will reflect the findings of the Company at the time of testing only, and the Company shall have no obligation to update the Test Report after its issuance. The Test Report will set forth the results of the tests performed by the Company based upon the written information provided to the Company. The Test Report will be based solely on the samples and written information submitted to the Company by Client, and the Company shall not be obligated to conduct any independent investigation or inquiry with respect thereto.
3. The Company may, in its sole discretion, destroy samples which have been furnished to the Company for testing and which have not been destroyed in the course of testing. The Company may delegate the performance of all or a portion of the services contemplated hereunder to an affiliate, agent or subcontractor of the Company, and Client consents to such delegation.
4. These Conditions and the Test Report represent the entire understanding of the parties hereto with respect to the subject matter hereof and of the Test Report, and no modification, variance or extrapolation with respect thereto shall be permitted without the prior written consent of the Company.
5. The names, service marks, trademarks and copyrights of the Company and its affiliates, including the names "BUREAU VERITAS," "BUREAU VERITAS CONSUMER PRODUCTS SERVICES," "BVCPS," "MTL," "ACTS," "MTL-ACTS" and CURTIS-STRAUS (collectively, the "Marks") are and shall remain the sole property of the Company or its affiliates and shall not be used by Client except solely to the extent that Client obtains the prior written approval of the Company and then only in the manner prescribed by the Company. Client shall not contest the validity of the Marks or take any action that might impair the value or goodwill associated with the Marks or the image or reputation of the Company or its affiliates.
6. Payment in full shall be due 30 days after the date of invoice. Interest shall be due on overdue amounts from the due date until paid at an interest rate of 1.5% per month or, if less, the maximum rate permitted by law. The Company reserves the right, at any time and from time to time, to revoke any credit extended to Client. Client shall reimburse the Company for any costs it incurs in collecting past due amounts, including court costs and fees and expenses of attorneys and collection agencies. The Test Report may not be used or relied upon by Client if and for so long as Client fails to pay when due any invoice issued by the Company or any affiliate of it to Client or any affiliate or subsidiary of Client together with interest and penalties, if any, accrued thereon.
7. The Company disclaims any and all responsibility or liability arising out of or in connection with e-mail transmissions of such information.
8. Client understands and agrees that the Company is neither an insurer nor a guarantor, that the Company does not take the place of Client or any designer, manufacturer, agent, buyer, distributor or transportation or shipping company, and that the Company disclaims all liability in such capacities. Client further understands that if it seeks assurance against loss or damage, it should obtain appropriate insurance.
9. Client agrees that the Company, by providing the services, does not take the place of Client nor any third party, nor does the Company release them from any of their obligations, nor does the Company otherwise assume, abridge, abrogate or undertake to discharge any duty of any third party to Client or any duty of Client or any third party to any other third party, and Client will not release any third party from its obligations and duties with respect to the tested goods.
10. Client shall, on a timely basis, (a) provide adequate instructions to the Company in order to enable the Company to perform properly its services, (b) provide, or cause Client's suppliers and contractors to provide, the Company with all documents necessary to enable the Company to perform its services, (c) furnish the Company with all relevant information regarding Client's intended use and purposes of the tested goods, (d) advise the Company of essential dates and deadlines relevant to the tested goods and (e) fully exercise all rights and remedies available to Client against third parties in respect of the tested goods.
11. The Company shall undertake due care and ordinary skill in the performance of its services to Client, and the Company shall accept responsibility only where such skill has not been exercised and, even in such event, only to the extent of the limitation of liability set forth herein.
12. If Client desires to assert a claim arising from or relating to (i) the performance, purported performance or non-performance of any services by the Company or (ii) the sale, resale, manufacture, distribution or use of any tested goods, it must submit that claim to the Company in a writing that sets forth with particularity the basis for such claim within 60 days from discovery of the potential claim and not more than six months after the date of issuance of the Test Report to Client. Client waives any and all such claims including, without limitation, claims that the Test Report is inaccurate, incomplete or misleading or that additional or different testing is required, unless and then only to the extent that Client submits a written claim to the Company within both such time periods.
13. CLIENT SHALL, EXCEPT TO THE EXTENT OF COMPANY'S LIABILITY TO CLIENT HEREUNDER (WHICH IN NO EVENT SHALL EXCEED THE LIMITATION OF LIABILITY HEREIN), HOLD HARMLESS AND INDEMNIFY THE COMPANY, ITS AFFILIATES AND THEIR RESPECTIVE DIRECTORS, OFFICERS, EMPLOYEES, AGENTS AND SUBCONTRACTORS AGAINST ALL ACTUAL OR ALLEGED THIRD PARTY CLAIMS FOR LOSS, DAMAGE OR EXPENSE OF WHATSOEVER NATURE AND HOWSOEVER ARISING FROM OR RELATING TO (i) THE PERFORMANCE, PURPORTED PERFORMANCE OR NON-PERFORMANCE OF ANY SERVICES BY THE COMPANY OR (ii) THE SALE, RESALE, MANUFACTURE, DISTRIBUTION OR USE OF ANY TESTED GOODS.
14. EXCEPT AS MAY OTHERWISE BE EXPRESSLY AGREED TO IN WRITING BY THE COMPANY AND NOTWITHSTANDING ANY PROVISION TO THE CONTRARY CONTAINED HEREIN OR IN ANY TEST REPORT, NO WARRANTY OR GUARANTEE, EXPRESS OR IMPLIED, INCLUDING ANY WARRANTY OF MERCHANTABILITY OR FITNESS FOR A PARTICULAR PURPOSE OR USE, IS MADE.



Curtis-Straus LLC, a wholly owned subsidiary of BV CPS

One Distribution Center Circle, #1 • Littleton, MA • TEL (978) 486-8880 • FAX (978) 486-8828



15. (A) IN NO EVENT WHATSOEVER SHALL THE COMPANY BE LIABLE FOR ANY CONSEQUENTIAL, SPECIAL, INCIDENTAL, EXEMPLARY OR PUNITIVE DAMAGES IN CONNECTION WITH, RELATING TO OR ARISING OUT OF THE TEST REPORT OR THE SERVICES PROVIDED BY THE COMPANY HEREUNDER, INCLUDING WITHOUT LIMITATION LOSS OF OR DAMAGE TO PROPERTY; LOSS OF INCOME, PROFIT OR USE; OR ANY CLAIMS OR DEMANDS MADE AGAINST CLIENT OR ANY OTHER PERSON BY ANY THIRD PARTY IN CONNECTION WITH, RELATING TO OR ARISING OUT OF THE SERVICES PROVIDED BY THE COMPANY HEREUNDER.

(B) NOTWITHSTANDING ANY PROVISION TO THE CONTRARY CONTAINED HEREIN, AND IN RECOGNITION OF THE RELATIVE RISKS AND BENEFITS TO CLIENT AND THE COMPANY ASSOCIATED WITH THE TESTING SERVICES CONTEMPLATED HEREBY, THE RISKS HAVE BEEN ALLOCATED SUCH THAT UNDER NO CIRCUMSTANCES WHATSOEVER SHALL THE LIABILITY OF THE COMPANY TO CLIENT OR ANY THIRD PARTY IN RESPECT OF ANY CLAIM FOR LOSS, DAMAGE OR EXPENSE, OF WHATSOEVER NATURE OR MAGNITUDE, AND HOWSOEVER ARISING, EXCEED AN AMOUNT EQUAL TO FIVE (5) TIMES THE AMOUNT OF THE FEES PAID TO THE COMPANY FOR THE SPECIFIC SERVICES WHICH GAVE RISE TO SUCH CLAIM OR U.S.\$10,000, WHICHEVER IS THE LESSER AMOUNT.

16. The Company shall not be liable for any loss or damage resulting from any delay or failure in performance of its obligations hereunder resulting directly or indirectly from any event of force majeure or any event outside the control of the Company. If any such event occurs, the Company may immediately cancel or suspend its performance hereunder without incurring any liability whatsoever to Client.

17. Company's services, including these Conditions, shall be governed by, and construed in accordance with, the local laws of the country where the Company performs the tests or, in the case of tests performed in the United States of America, the laws of Massachusetts without regard to conflicts of laws principles. If any aspect(s) of these Conditions is found to be illegal or unenforceable, the validity, legality and enforceability of all remaining aspects of these Conditions shall not in any way be affected or impaired thereby. Any proceeding related to the subject matter hereof shall be brought, if at all, in the courts of the country where the Company performs the tests or, in the case of tests performed in the United States of America, in the courts of Massachusetts. Client waives the right to interpose any counterclaim or setoffs of any nature in any litigation arising hereunder.

The complete list of the Approved Subcontractors Curtis-Straus may use to delegate the performance of work can be provided upon request.
Rev.160009121(2)_#684340 v14CS

