

## WELCOME TO THE LAB

The Lab is where you'll find real people, developing really great products, in a real place called San Diego.

## PERSONAL TECH DONE BETTER



### Designed for You

We actually listen to what you want and we're always looking for ways to make everything easier and better for you.



### Lab Quality Sound

Choose from different settings and customize your sound style to match exactly what you're doing.



### Surprisingly Awesome Value

We always pack in the most functionality and fun into every product at a truly accessible price.

# #yourkindoftech

Tech all about you.

## WITH LOVE FROM THE LAB

We have lots of different ways to show we care.

### GET STARTED + FREE GIFT

Product updates | How-to tips | FAQs & more

Go to [jlab.com/register](https://jlab.com/register) to unlock your customer benefits including a free gift.

*Gift for US only. No APO/FPO/DPO addresses.*

### WE GOT YOUR BACK

We're obsessed with creating the best possible experience around owning our products. If you have any questions, concerns, or feedback, we're here for you. Contact a real human on our U.S.-based customer support team:

**Website:** [jlab.com/contact](https://jlab.com/contact)

**Email:** [support@jlab.com](mailto:support@jlab.com)

**Phone U.S.:** +1 (405) 445-7219 (Check hours [jlab.com/hours](https://jlab.com/hours))

**Phone U.K./EU:** +44 (20) 8142 9361 (Check hours [jlab.com/hours](https://jlab.com/hours))

Visit [jlab.com/warranty](https://jlab.com/warranty) to initiate a return or exchange.

## LATEST AND GREATEST

Our team is constantly improving your product experience. This model may have new features or controls which are not detailed in this guide.

For the latest version of the manual, scan the QR code below.



FCC ID: 2AHYV-NFALL  
FCC ID: 2AHYV-NFALLD



# Nightfall

Wireless  
GAMING HEADSET

## QUICK START GUIDE

## DONGLE CONNECTION

Latency is lowest in 2.4ghz mode, recommended for gaming.


- 1 Press Hold multifunction button for 3 seconds to turn on



- 2 Slide connection switch into 2.4 dongle mode



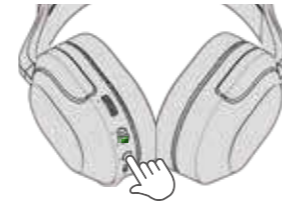
- 3 Plug dongle directly into USB-C port or use adapter to plug into USB-A port. Dongle will work with PC, Mac, PS5, Switch, USB-C tablets and phones



## BLUETOOTH CONNECTION

Connect to a phone, computer, or other bluetooth device without dongle.

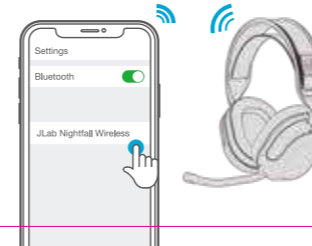
- 1 Press Hold multifunction button for 3 seconds to turn on



- 2 Slide connection switch into Bluetooth mode

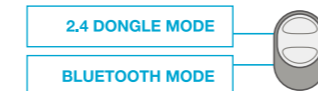



- 3 Enter your Bluetooth device settings and select JLab Nightfall Wireless



## CONTROLS

1x Press ● Press Hold —

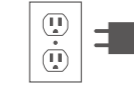


MIC MUTED

MIC ON

## CHARGING

Use the included USB-C to USB-C cable to charge.



Connect to computer or 5V USB-C charger.

CHARGING

