

Annex 2: Test Setup Photographs to
TEST REPORT
No.: 19-1-0066701T10a

According to:
FCC Regulations
§1.1310
§ 2.1091 & 2.1093

for

Continental Automotive GmbH

D-WMI2020A

FCC-ID: KR5DWMI2020A

Laboratory Accreditation



accredited according to DIN EN ISO/IEC 17025


CETECOM GmbH

Laboratory Radio Communications & Electromagnetic Compatibility
Im Teelbruch 116 • 45219 Essen • Germany
Registered in Essen, Germany, Reg. No.: HRB Essen 8984
Tel.: + 49 (0) 20 54 / 95 19-954 • Fax: + 49 (0) 20 54 / 95 19-964
E-mail: info@cetecom.com • Internet: www.cetecom.com


Table of contents:

| | |
|------------------------------------|-----------|
| 1. Test Setup 1 Photographs | 3 |
| 2. Test Setup 2 Photographs | 9 |
| 3. Test Setup 3 Photographs | 15 |


1. Test Setup 1 Photographs




Photograph 1: Measurements in the shielded room, test set-up 1 for 90% charging level



Photograph 2: Measurements in the shielded room, test set-up 1 for 50% charging level




Photograph 3: Measurements in the shielded room, test set-up 1 for 5% charging level



Photograph 4: Measurements in the shielded room, 9.7 cm distance between measurement probe and EUT, Position 5, E-Field, 90% charging level




Photograph 5: Measurements in the shielded room, 9.7 cm distance between measurement probe and EUT, Position 5, E-Field, 90% charging level



Photograph 6: Measurements in the shielded room, 9.7 cm distance between measurement probe and EUT, Position 5, E-Field, 50% charging level




Photograph 7: Measurements in the shielded room, 9.7 cm distance between measurement probe and EUT, Position 5, E-Field, 5% charging level




Photograph 8: Measurements in the shielded room, 9.7 cm distance between measurement probe and EUT, Position 5, E-Field, 5% charging level




Photograph 9: Measurements in the shielded room, 9.7 cm distance between measurement probe and EUT, Position 5, E-Field, 5% charging level



Photograph 10: Measurements in the shielded room, 9.7 cm distance between measurement probe and EUT, Position 5, H-Field




Photograph 11: Measurements in the shielded room, 9.7 cm distance between measurement probe and EUT, Position 5, H-Field, 90% charging level



Photograph 12: Measurements in the shielded room, 9.7 cm distance between measurement probe and EUT, Position 5, H-Field, 50% charging level



Photograph 13: Measurements in the shielded room, 9.7 cm distance between measurement probe and EUT, Position 5, H-Field, 50% charging level



Photograph 14: Measurements in the shielded room, 9.7 cm distance between measurement probe and EUT, Position 5, H-Field, 5% charging level



Photograph 15: Measurements in the shielded room, 9.7 cm distance between measurement probe and EUT, Position 5, H-Field, 5% charging level




Photograph 16: Measurements in the shielded room, 6.2 cm distance between measurement probe and EUT, Position 4, H-Field, 5% charging level




Photograph 17: Measurements in the shielded room, 6.2 cm distance between measurement probe and EUT, Position 4, H-Field, 5% charging level


2. Test Setup 2 Photographs




Photograph 18: Measurements in the shielded room, test set-up 2 for 90% charging level




Photograph 19: Measurements in the shielded room, test set-up 2 for 50% charging level



Photograph 20 Measurements in the shielded room, test set-up 2 for 5% charging level




Photograph 21: Measurements in the shielded room, 9.7 cm distance between measurement probe and EUT, Position 5, E-Field, 90% charging level



Photograph 22: Measurements in the shielded room, 9.7 cm distance between measurement probe and EUT, Position 5, E-Field, 50% charging level




Photograph 23: Measurements in the shielded room, 9.7 cm distance between measurement probe and EUT, Position 5, E-Field, 50% charging level



Photograph 24: Measurements in the shielded room, 9.7 cm distance between measurement probe and EUT, Position 5, E-Field, 5% charging level



Photograph 25: Measurements in the shielded room, 9.7 cm distance between measurement probe and EUT, Position 5, E-Field, 5% charging level



Photograph 26: Measurements in the shielded room, 9.7 cm distance between measurement probe and EUT, Position 5, H-Field




Photograph 27: Measurements in the shielded room, 9.7 cm distance between measurement probe and EUT, Position 5, H-Field, 90% charging level




Photograph 28: Measurements in the shielded room, 9.7 cm distance between measurement probe and EUT, Position 5, H-Field, 50% charging level



Photograph 29: Measurements in the shielded room, 9.7 cm distance between measurement probe and EUT, Position 5, H-Field, 50% charging level



Photograph 30: Measurements in the shielded room, 9.7 cm distance between measurement probe and EUT, Position 5, H-Field, 5% charging level



Photograph 31: Measurements in the shielded room, 9.7 cm distance between measurement probe and EUT, Position 5, H-Field, 5% charging level




Photograph 32: Measurements in the shielded room, 6.2 cm distance between measurement probe and EUT, Position 4, H-Field, 5% charging level




Photograph 33: Measurements in the shielded room, 6.2 cm distance between measurement probe and EUT, Position 4, H-Field, 5% charging level


3. Test Setup 3 Photographs




Photograph 34: Measurements in the shielded room, test set-up for 90% charging level



Photograph 35: Measurements in the shielded room, test set-up for 50% charging level




Photograph 36: Measurements in the shielded room, test set-up for 5% charging level



Photograph 37: Measurements in the shielded room, 9.7 cm distance between measurement probe and EUT, Position 5, E-Field, 90% charging level




Photograph 38: Measurements in the shielded room, 9.7 cm distance between measurement probe and EUT, Position 5, E-Field, 90% charging level



Photograph 39: Measurements in the shielded room, 9.7 cm distance between measurement probe and EUT, Position 5, E-Field, 50% charging level




Photograph 40: Measurements in the shielded room, 9.7 cm distance between measurement probe and EUT, Position 5, E-Field, 50% charging level



Photograph 41: Measurements in the shielded room, 9.7 cm distance between measurement probe and EUT, Position 5, E-Field, 5% charging level



Photograph 42: Measurements in the shielded room, 9.7 cm distance between measurement probe and EUT, Position 5, E-Field, 5% charging level




Photograph 43: Measurements in the shielded room, 9.7 cm distance between measurement probe and EUT, Position 5, H-Field




Photograph 44: Measurements in the shielded room, 9.7 cm distance between measurement probe and EUT, Position 5, H-Field, 90% charging level



Photograph 45: Measurements in the shielded room, 9.7 cm distance between measurement probe and EUT, Position 5, H-Field, 50% charging level



Photograph 46: Measurements in the shielded room, 9.7 cm distance between measurement probe and EUT, Position 5, H-Field, 50% charging level




Photograph 47: Measurements in the shielded room, 9.7 cm distance between measurement probe and EUT, Position 5, H-Field, 5% charging level



Photograph 48: Measurements in the shielded room, 9.7 cm distance between measurement probe and EUT, Position 5, H-Field, 5% charging level



Photograph 49: Measurements in the shielded room, 6.2 cm distance between measurement probe and EUT, Position 4, H-Field, 5% charging level



Photograph 50: Measurements in the shielded room, 6.2 cm distance between measurement probe and EUT, Position 4, H-Field, 5% charging level