

MeiG-SLM900

Multi-Mode Multi-Band Smart LTE Module

Support for Wi-Fi & BT functionality



The SLM900 series smart module adopts SDM660 of Qualcomm Snapdragon 600 series, equipped with 14nm FinFET process of CPU, built-in 64bit ARM, and 8-core Kryo (4*2.2GHz & 4*1.8GHz). It supports decode/encode up to 4K@30fps, H. 265 with Android 9.0 operating system, board memory of 32GB+3GB (64GB+4GB, 128GB+8GB), carrier aggregation of LTE Cat6 and 2*20MHz with a maximum downlink rate up to 300Mbps. It is also supportive of multiple network standards such as TD-LTE, FDD-LTE, WCDMA, EVDO, TD-SCDMA and CDMA, integrated into broadband intelligent wireless communication module with GNSS and 2.4 & 5G WIFI.


SLM900 integrates abundant functional interfaces, including LCM, touch screen, camera, microphone, speaker, UART interface, USB interface, I2C interface, SPI interface, etc. It can provide functions of voice, short message, address book, 2.4/5G WiFi, BT and GPS. It supports 3D camera of double 1600W or depth of field photography, which can be widely used in Police Law Enforcement Instrument, Smart POS Cashier, Logistics Terminal, VR Camera, Intelligent Robot, Video Monitoring, Security Monitoring, Vehicle Equipment, Intelligent Information Acquisition Equipment, Intelligent Handheld Terminal, UAV and other products.

Major advantages

1. LTE Cat 6 and 2x20MHz carrier aggregation with maximum downlink rate up to 300 Mbps
2. Overall coverage of various network systems
3. Dual screen, different display and dual touch control with main screen support up to 2560*1600
4. @ 60fps, with a maximum support for auxiliary screen of 2560*1600@60fps
5. dual camera, up to 4 cameras
6. Integrating Multi-constellation GNSS receivers to meet the requirements of high speed and high speed and precise positioning under different contexts



Qualcomm
8-core Kryo200



Qualcomm
512GPU



Android



Cat6
Max: 300Mbps(DL)
Max: 50Mbps(UL)



BT 5.x
(BR/DDR plus)



IEEE 802
11



GPS+BeiDou+
GLONASS



HEVC/
VP9/MPEG




LCC plus LGA
Encapsulation

MeiG-SLM900

Multi-network Smart LTE Module

Support for Wi-Fi & BT functionality



The equipment under test (EUT) is the smart module of Model SLM900(Model name). It supports Triple-band GSM/GPRS solution (GSM850 ,PCS1900), GPRS/EDGE Class 12 Triple-band UMTS (B2,B4,B5) HSDPA (Category 24) ,HSUPA (Category 6) also supports IEEE802.11a/b/g/n/ac, Bluetooth version 2.1+EDR, BT3.0+EDR, BT5.0, GPS operating frequency is 1.57542GHz.

The Qualcomm device incorporates the UMTS/LTE technology — the technology for RF transceivers (SDR660) that converts received signals directly from RF-to-baseband and transmits signals directly from baseband-to-RF (known as direct conversion or zero intermediate frequency (ZIF) processing). This technique eliminates the need for large IF surface acoustic wave (SAW) filters and supporting IF and LO circuits, thereby reducing the handset parts count and facilitating multiband, multimode handsets that can be produced in smaller form factors.

RF transmitter

The RF transmitters are capable to perform as well as UMTS and HSPA modulation signals with excellent noise performance, thus no interstate filter in between transceiver and PA is required:

Triple-band UMTS, with one low band and two high bands selected from:

Low band

Band 5 (826 to 836 MHz)

High band

Band 2 (1852 -1907 MHz)

Band 4 (1712 -1752 MHz)

Triple-band GSM

Low band

– GSM 850 (824 to 849 MHz)


High band

– PCS 1900 (1930 to 1989 MHz)

MeiG-SLM900

Multi-network Smart LTE Module

Support for Wi-Fi & BT functionality



LTE Band 2/4/5/7/12/13/17/25/26

- Band 2 (1850-1910 MHz)
- Band 4 (1710 -1755MHz)
- Band 5 (824 - 849 MHz)
- Band 7 (2500 - 2570 MHz)
- Band 12 (699-716MHz)
- Band 13 (777-787 MHz)
- Band 17 (704-716 MHz)
- Band25 (1820-1915 MHz)

Band26 (814-849 MHz)

The transmit signal paths include a shared set of baseband amplifiers, a dedicated quadrature upconversion for each band type (low and high), gain control RF amplification, and multiple output driver amplifiers for each band type. Three UMTS output drivers support one low band and Two high bands; LTE support Bands: 2/4/5/7/12/13/17/25/26

Numerous secondary Tx functions are also integrated: a reference for the transmit DACs, the Tx phase-locked loop (PLL), the Tx local oscillator circuit, the Tx LO generation and distribution circuits, an RMS Tx power detector, and various interface, control, and status circuits.


The RF transmitter interfaces internally with the baseband circuits for its analog baseband input and status and control signaling. Power reduction features controlled by baseband circuits (such as selective circuit powerdown, gain control, and transmit puncturing) extend handset talk time. The driver amplifier outputs are routed externally to the final stages of the transmit chains, culminating with the antenna switch whose output drives the antenna.

Sophisticated Tx LO circuits implement the frequency plan and are completely integrated on-chip. All Tx LO signals are generated by the on-chip Tx local oscillator under the control of its PLL.

MeiG-SLM900

Multi-network Smart LTE Module

Support for Wi-Fi & BT functionality



Body-worn Operation

This equipment complies with FCC radiation exposure limits set forth for an uncontrolled environment. This equipment should be installed and operated with minimum distance 20cm between

the radiator & your body The host product Labeling Requirements:

NOTICE: The host product must make sure that FCC labeling requirements are met. This includes clearly visible exterior label on the outside of the final product housing that displays the contents shown

in below:

Contains FCC ID:2APJ4-SLM900

1.8 Information on test modes and additional testing requirements:

When setting up the configuration, if the pairing and call box options for testing do not work, the tester

needs to coordinate with the module manufacturer to access the test mode software.

1.9 Additional testing, Part 15 Subpart B disclaimer:

The modular transmitter is only FCC authorized for the specific rule parts (FCC Part 2, 15B, 15C, 15E.) list

on the grant, and that the host product manufacturer is responsible for compliance to any other FCC rules that apply to the host not covered by the modular transmitter grant of certification.

1.10 Information on test modes and additional testing requirements:

When testing, testers need to refer to the user manual, and the sample power supply needs to use a special adapter power supply

MeiG Technology Technology Co., Ltd.

Add: 5th Floor, building G, No. 2337 Gudai Road (Weijing center), Minhang District, Shanghai, China.

Zip: 201100

Tel: +862154278676

Fax: +862154278679

Http://www.meigchina.com

