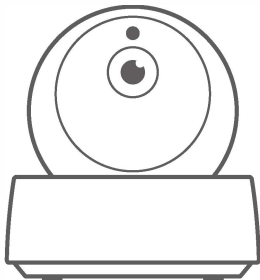


SONOFF

GK-200MP2-B

User manual V1.0

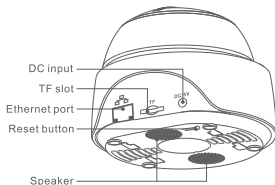
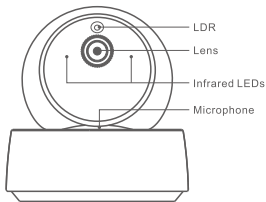


Wi-Fi Wireless IP Security Camera

Specifications

Model	GK-200MP2-B	DC input	5V $\overline{\text{DC}}$ 1.2A
Aperture	F1.2	Rotating angle	340°horizontal/120°vertical
Resolution	1080P	Working temp.	0°C - 55°C
Video compression standard	H.264	Storage location	TF card (Max.128G)
Wi-Fi	IEEE 802.11 b/g/n 2.4GHz	Material	ABS
Operating systems	(Android 4.1 & iOS 9.0)or higher		
Dimension	Fold: 109x109x80mm Unfold:109x109x120mm		

Product Introduction



ⓘ The camera can connect Ethernet cable to ensure stable video monitoring, avoiding causing video monitoring interruptions because of unstable Wi-Fi network.

Features

GK-200MP2-B is a Wi-Fi wireless IP security camera that can be used for real-time monitoring. You can control the monitoring images, adjust images resolution, pan and tilt angle, set "activity alert" notification to push an alarm message to your smartphone. It allows you to shoot, record, remotely talk, and you can share the camera to your family to control together.



1080P HD
images



IR night vision



Two-way audio



Motion detection



360° viewing angle



Activity alert



Share control



RTSP protocol



Push notification



TF card storage

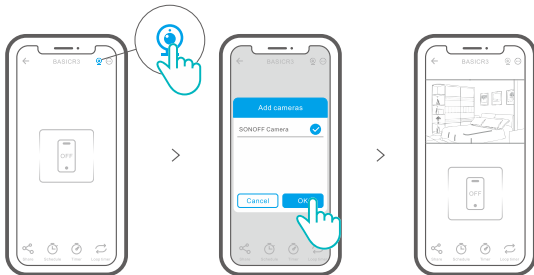
ⓘ If the TF card has been inserted, the camera will alarm and push a notification to eWeLink APP and automatically records a 40s video and stores in the TF card when motion detection is triggered.

Infrared night vision.

Built-in 2 infrared night vision LEDs which ensure the night vision distance of 15m. The infrared LEDs will be automatically activated in a low-light condition to provide a clear monitoring image.

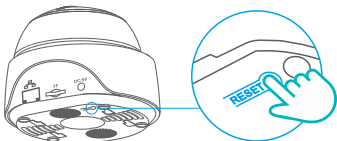
Bind camera

You can add it on the APP control page of SONOFF devices, like BASIC3, S26, TX and more after the camera is connected with the eWeLink APP.



Factory Reset

Long press "RESET" button on the bottom of the camera for 3s until you hear "Reset success" and release, then a sound prompt indicates that it restarts successfully. The camera is reset successfully and enters quick pairing mode.



- ⓘ Please reset the camera to factory defaults if you want to use other Wi-Fi networks, then reconnect the network.

Common Problems

Q: Fail to connect Wi-Fi and pair?

A: Please check the following problems and re-add the device when you connect Wi-Fi

- ① Make sure correct Wi-Fi password and do not connect the Ethernet cable;
- ② Only support 2.4GHz Wi-Fi network. Please disable 5GHz Wi-Fi network if you use dual band router;
- ③ Keep the camera closer to your router;
- ④ Please pair and connect the camera in an environment without interference.

Q: Is it normal for the speaker to make squealing sound?

A: Your smartphone and the camera maybe cause mutual interference and lead to the squealing sound from speaker when you use "Talk". Please keep your smartphone away from the camera to eliminate interference.

Q: Why there is no sound when I communicate with the camera on my smartphone?

A: Make sure that you enable "Talk" function on your smartphone. If it doesn't receive the sound from the camera, please check if the microphone is muted.

Q: How to play back video recordings? Can the videos of TF card be played on my computer?

A: Power off the camera and insert the TF card on your computer to play back videos.

Q: How to enable "Activity detection reminder" on the eWeLink APP?

A: Tap "⋯" on the upper right corner on the camera page, access setting page and enable "Activity detection reminder", then select the right one from "high, medium and low sensitivity" and turn on "Sound Alert". The camera will alarm once any motion is detected.

Q: Why videos get stuck when playing?

A: To ensure videos are playing fluently, please connect broadband network. We recommend to use the uplink broadband of 2Mbps for the camera and the downlink broadband of 2Mbps for the smartphone. The videos may get stuck if the camera is connected to a Wi-Fi network that many users connected, please plug the Ethernet cable and try.

Q: How to avoid triggering false alarms?

A: The motion detection is used to monitor object movement rather than human movement, so ray of light, shadow of trees, flying animal can trigger activity detection reminder. To prevent triggering false alarms, please set the motion detection sensitivity the "low level".

Cautions

- Don't expose the camera to sun for very long.
- Don't get the camera wet or leave it where it can get wet.
- If videos gets blurred, please wipe the lens using a cloth with alcohol to keep clean.
- To avoid to disturb neighbors and ensure the speaker a long lifetime, please don't get motion detection alert on for very long.

FCC Warning

This device complies with part 15 of the FCC rules. Operation is subject to the following two conditions: (1) this device may not cause harmful interference, and (2) this device must accept any interference received, including interference that may cause undesired operation.

Changes or modifications not expressly approved by the party responsible for compliance could void the user's authority to operate the equipment.

NOTE: This equipment has been tested and found to comply with the limits for a Class B digital device, pursuant to part 15 of the FCC Rules. These limits are designed to provide reasonable protection against harmful interference in a residential installation. This equipment generates uses and can radiate radio frequency energy and, if not installed and used in accordance with the instructions, may cause harmful interference to radio communications. However, there is no guarantee that interference will not occur in a particular installation. If this equipment does cause harmful interference to radio or television reception, which can be determined by turning the equipment off and on, the user is encouraged to try to correct the interference by one or more of the following measures:

- Reorient or relocate the receiving antenna.
- Increase the separation between the equipment and receiver.
- Connect the equipment into an outlet on a circuit different from that to which the receiver is connected.
- Consult the dealer or an experienced radio/TV technician for help.

Radiation Exposure Statement

This equipment complies with FCC radiation exposure limits set forth for an uncontrolled environment. This equipment should be installed and operated with minimum distance 20cm between the radiator and your body.



Shenzhen Sonoff Technologies Co., Ltd.

Room 1001, 10F, Building 8, Lianhua Industrial Park, Longyuan Road, Longhua District, Shenzhen, GD, China

<https://sonoff.tech>

MADE IN CHINA

