Mode	26	
	Band Edge - R	
	U-NII-1_5.15-5.25_802.11ac VHT80_CH42_5210MHz	
ANT	5	
Pol.	Vertical	Fundamental
Peak	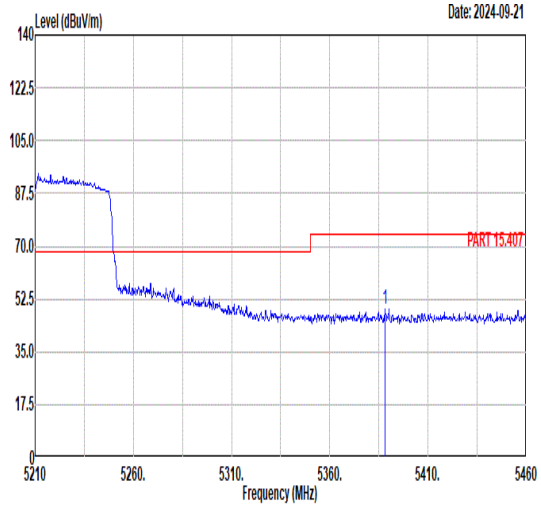 Freq Level Limit Line Margin Read Level Ant Factor Cable Loss Preamp Factor APos TPos Remark MHz dBuV/m dBuV/m dB dBuV dB/m dB dB cm deg 1 5388.00 49.25 74.00 -24.75 38.55 34.81 8.43 32.54 132 0 PEAK	Blank
Avg	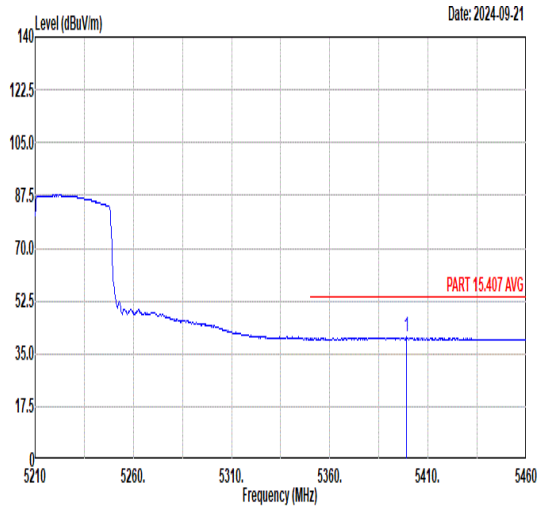 Freq Level Limit Line Margin Read Level Ant Factor Cable Loss Preamp Factor APos TPos Remark MHz dBuV/m dBuV/m dB dBuV dB/m dB dB cm deg 1 5399.00 40.47 54.00 -13.53 29.73 34.82 8.46 32.54 132 0 AVERAGE	Blank

Mode	27	
	Band Edge - L	
	U-NII-2A_5.25-5.35_802.11ac VHT80_CH58_5290MHz	
ANT	5	
Pol.	Horizontal	Fundamental
Peak	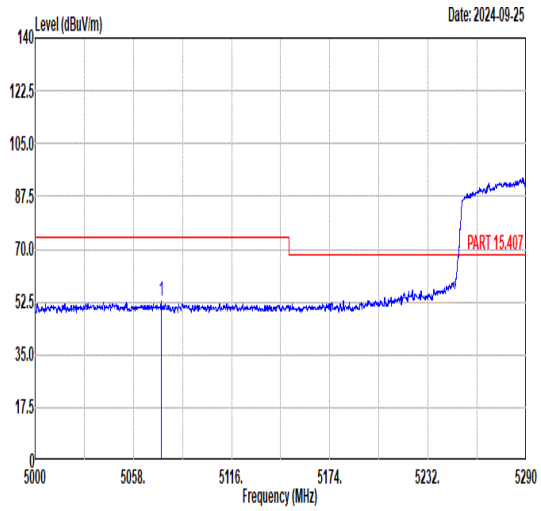 Freq Level Limit Line Margin (dB) Read Level Ant Factor Cable Loss Preamp Factor APos TPos Remark MHz dBuV/m dBuV/m dBuV dB/m dB dB cm deg 1 5074.39 52.70 74.00 -21.30 38.37 34.89 11.13 31.69 400 360 PEAK	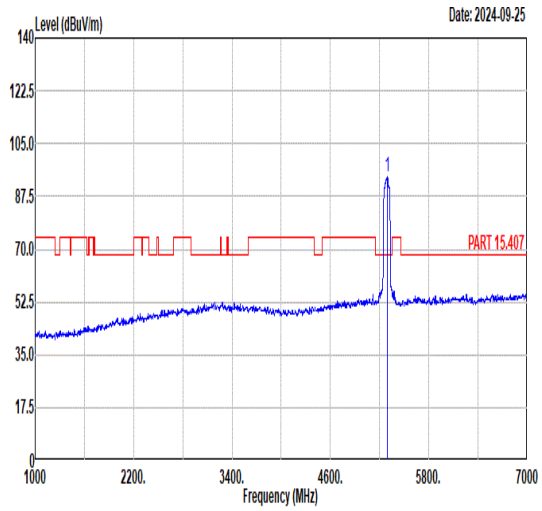 Freq Level Limit Line Margin (dB) Read Level Ant Factor Cable Loss Preamp Factor APos TPos Remark MHz dBuV/m dBuV/m dBuV dB/m dB dB cm deg 1 5290.00 94.08 ------ ------ 80.21 34.84 10.99 31.96 400 360 PEAK
Avg	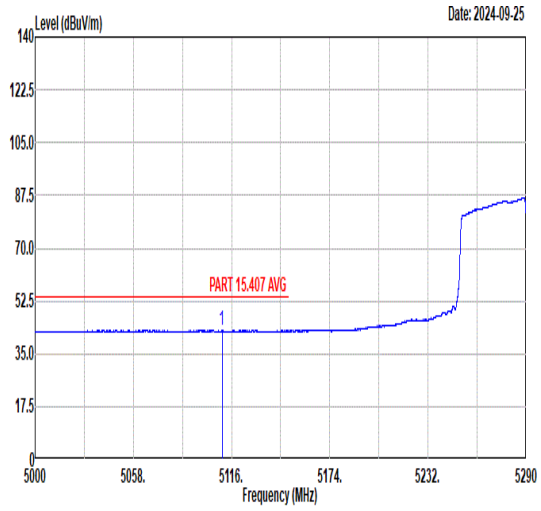 Freq Level Limit Line Margin (dB) Read Level Ant Factor Cable Loss Preamp Factor APos TPos Remark MHz dBuV/m dBuV/m dBuV dB/m dB dB cm deg 1 5110.35 42.75 54.00 -11.25 28.49 34.88 11.11 31.73 400 360 AVERAGE	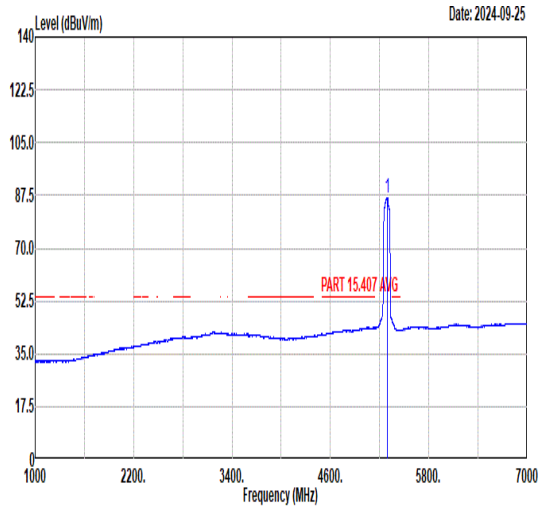 Freq Level Limit Line Margin (dB) Read Level Ant Factor Cable Loss Preamp Factor APos TPos Remark MHz dBuV/m dBuV/m dBuV dB/m dB dB cm deg 1 5290.00 86.73 ------ ------ 72.85 34.84 10.99 31.95 400 360 AVERAGE

Mode	27	
	Band Edge - R	
	U-NII-2A_5.25-5.35_802.11ac VHT80_CH58_5290MHz	
ANT	5	
Pol.	Horizontal	Fundamental
Peak	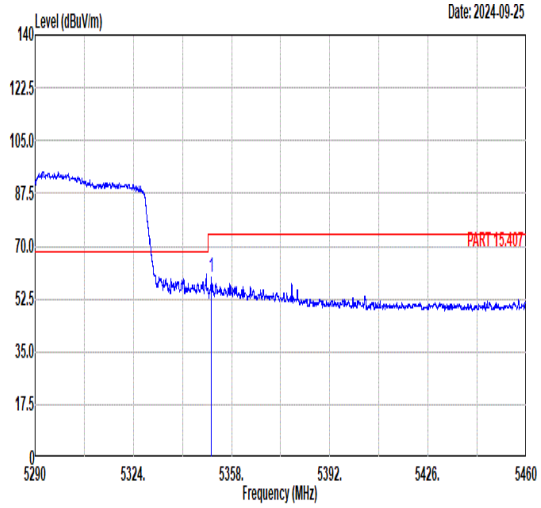 Freq Level Limit Line Margin (dB) Read Level Ant Factor Cable Loss Preamp Factor APos TPos Remark MHz dBuV/m dBuV/m dBuV dB/m dB dB cm deg 1 5350.96 59.86 74.00 -14.14 46.12 34.83 10.94 32.03 400 360 PEAK	Blank
Avg	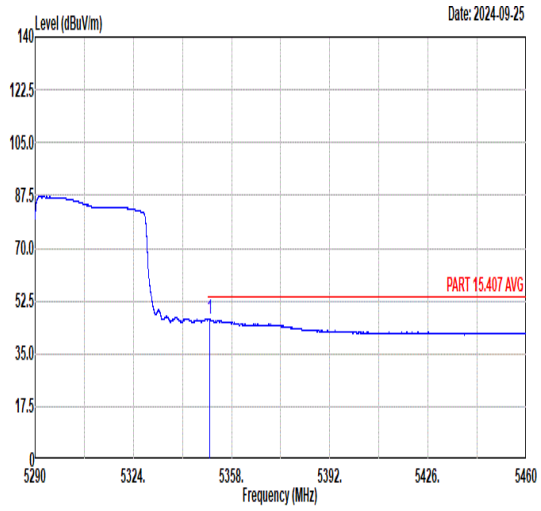 Freq Level Limit Line Margin (dB) Read Level Ant Factor Cable Loss Preamp Factor APos TPos Remark MHz dBuV/m dBuV/m dBuV dB/m dB dB cm deg 1 5350.44 46.50 54.00 -7.50 32.76 34.83 10.94 32.03 400 360 AVERAGE	Blank

Mode	27	
	Band Edge - L	
	U-NII-2A_5.25-5.35_802.11ac VHT80_CH58_5290MHz	
ANT	5	
Pol.	Vertical	Fundamental
Peak	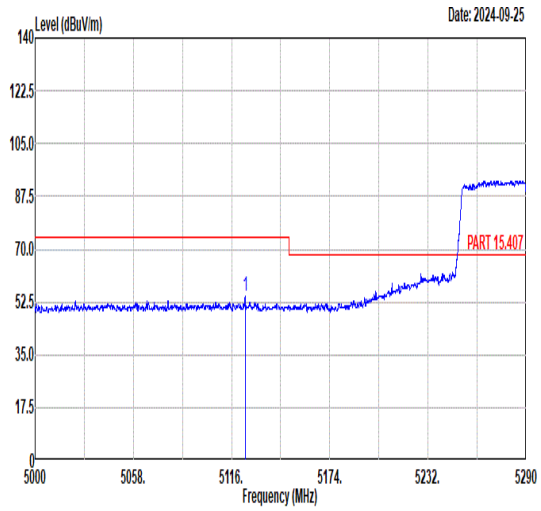 Freq Level Limit Line Margin (dB) Read Level Ant Factor Cable Loss Preamp Factor APos TPos Remark 1 5123.98 54.26 74.00 -19.74 40.03 34.88 11.10 31.75 382 356 PEAK	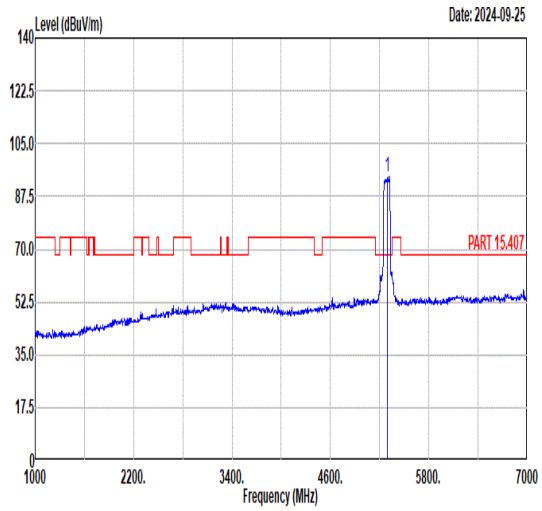 Freq Level Limit Line Margin (dB) Read Level Ant Factor Cable Loss Preamp Factor APos TPos Remark 1 5290.00 94.10 ------ ------ 80.30 34.84 10.96 32.00 382 356 PEAK
Avg	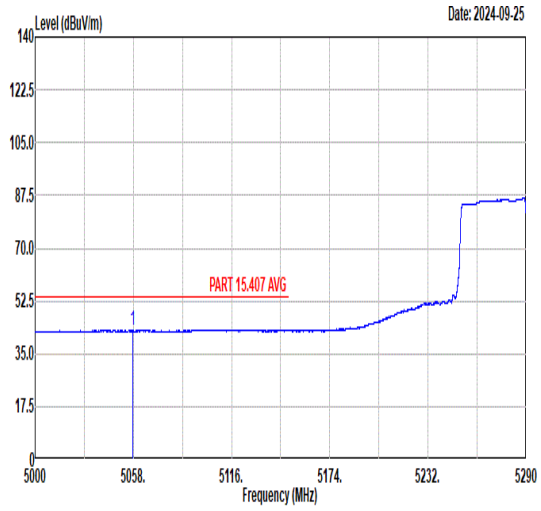 Freq Level Limit Line Margin (dB) Read Level Ant Factor Cable Loss Preamp Factor APos TPos Remark 1 5057.59 43.03 54.00 -10.97 28.67 34.89 11.14 31.67 382 356 AVERAGE	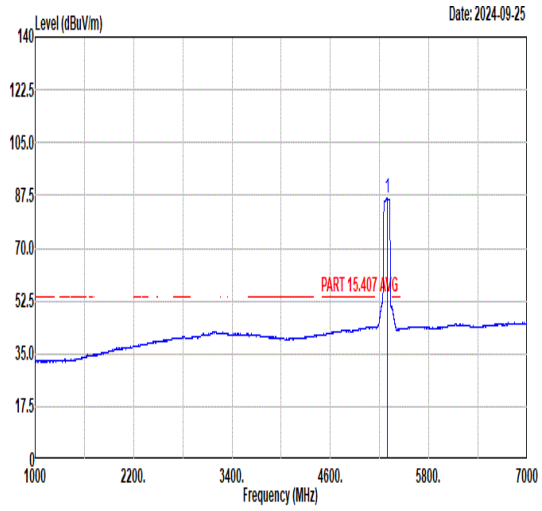 Freq Level Limit Line Margin (dB) Read Level Ant Factor Cable Loss Preamp Factor APos TPos Remark 1 5290.00 86.54 ------ ------ 72.66 34.84 10.99 31.95 382 356 AVERAGE

Mode	27	
	Band Edge - R	
	U-NII-2A_5.25-5.35_802.11ac VHT80_CH58_5290MHz	
ANT	5	
Pol.	Vertical	Fundamental
Peak	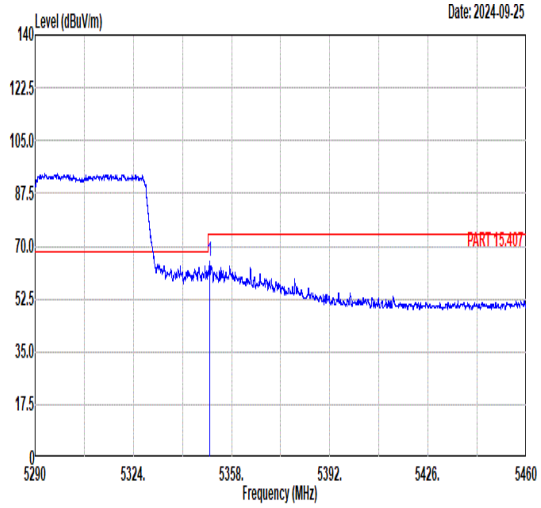 Freq Level Limit Line Margin (dB) Read Level Ant Factor Cable Loss Preamp Factor APos TPos Remark MHz dBuV/m dBuV/m dBuV dB/m dB dB cm deg 1 5350.44 65.16 74.00 -8.84 51.42 34.83 10.94 32.03 382 356 PEAK	Blank
Avg	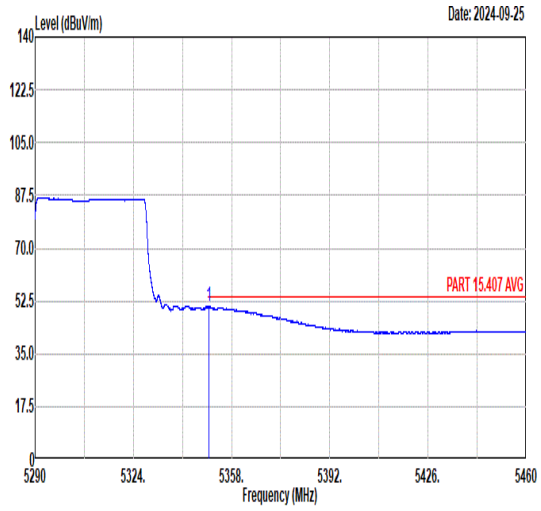 Freq Level Limit Line Margin (dB) Read Level Ant Factor Cable Loss Preamp Factor APos TPos Remark MHz dBuV/m dBuV/m dBuV dB/m dB dB cm deg 1 5350.27 50.53 54.00 -3.47 36.79 34.83 10.94 32.03 382 356 AVERAGE	Blank

Mode	28	
	Band Edge - L	
	U-NII-2C_5.47-5.725_802.11ac VHT80_CH106_5530MHz	
ANT	5	
Pol.	Horizontal	Fundamental
Peak	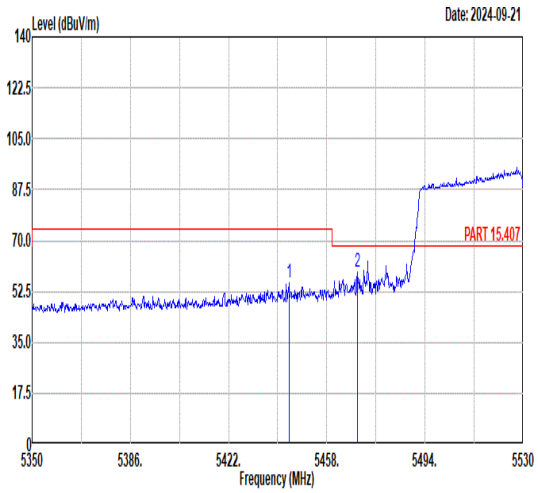 Freq Level Limit Line Margin Read Level Ant Factor Cable Loss Preamp Factor APos TPos Remark MHz dBuV/m dBuV/m dB dBuV dB/m dB dB cm deg 1 5444.14 55.38 74.00 -18.62 44.62 34.85 8.43 32.52 299 6 PEAK 2 5469.34 58.94 68.30 -9.36 48.18 34.87 8.40 32.51 299 6 PEAK	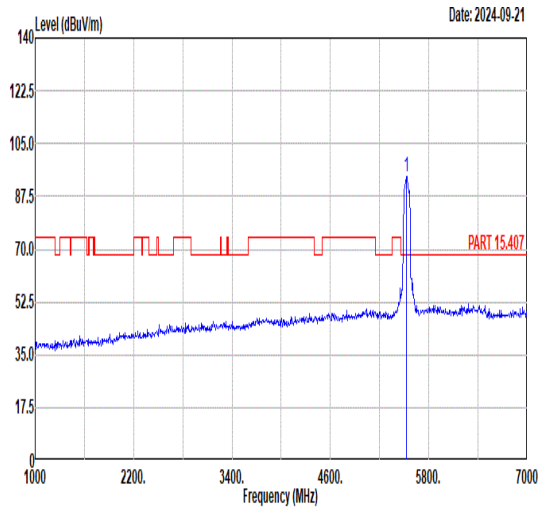 Freq Level Limit Line Margin Read Level Ant Factor Cable Loss Preamp Factor APos TPos Remark MHz dBuV/m dBuV/m dB dBuV dB/m dB dB cm deg 1 5530.00 94.11 ------ ------ 83.38 34.91 8.32 32.50 299 6 PEAK
Avg	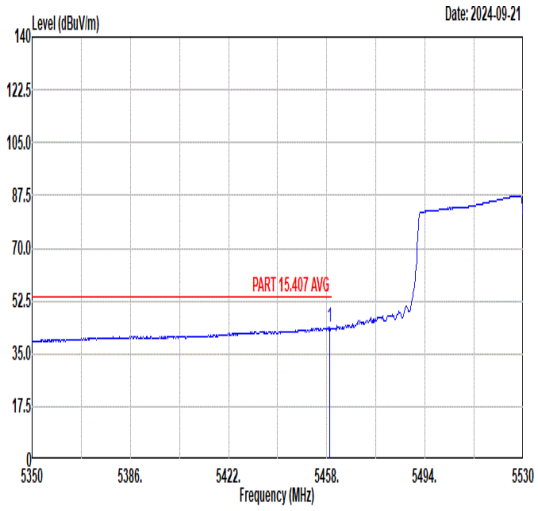 Freq Level Limit Line Margin Read Level Ant Factor Cable Loss Preamp Factor APos TPos Remark MHz dBuV/m dBuV/m dB dBuV dB/m dB dB cm deg 1 5459.08 43.82 54.00 -10.18 33.06 34.86 8.41 32.51 299 6 AVERAGE	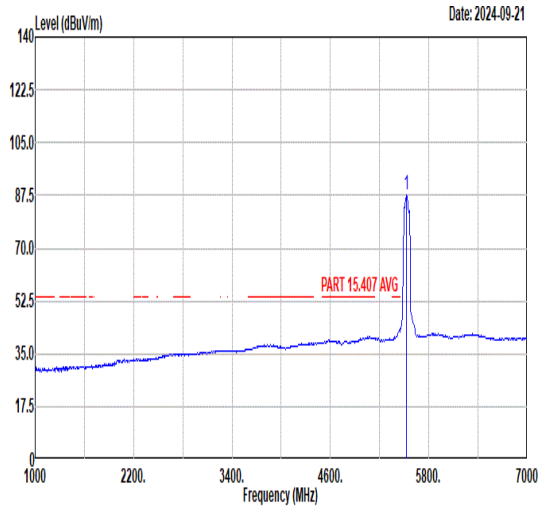 Freq Level Limit Line Margin Read Level Ant Factor Cable Loss Preamp Factor APos TPos Remark MHz dBuV/m dBuV/m dB dBuV dB/m dB dB cm deg 1 5530.00 87.54 ------ ------ 76.80 34.92 8.32 32.50 299 6 AVERAGE

Mode	28	
	Band Edge - R	
	U-NII-2C_5.47-5.725_802.11ac VHT80_CH106_5530MHz	
ANT	5	
Pol.	Horizontal	Fundamental
Peak	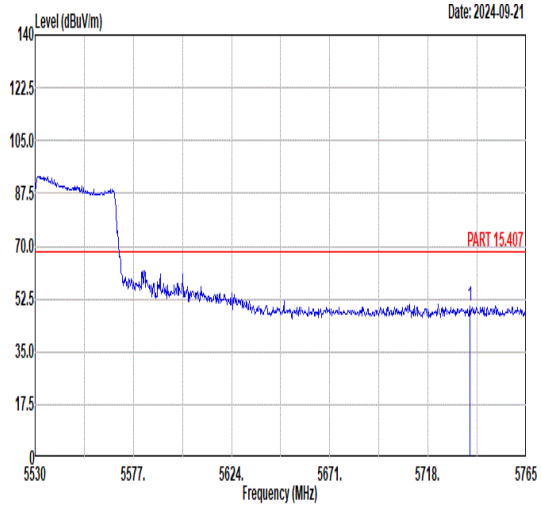 Freq Level Limit Line Margin Read Level Ant Factor Cable Loss Preamp Factor APos TPos Remark MHz dBuV/m dBuV/m dB dBuV dB/m dB dB cm deg 1 5738.21 50.29 68.30 -18.01 39.03 35.04 8.72 32.50 299 6 PEAK	Blank

Mode	28	
	Band Edge - L	
	U-NII-2C_5.47-5.725_802.11ac VHT80_CH106_5530MHz	
ANT	5	
Pol.	Vertical	Fundamental
Peak	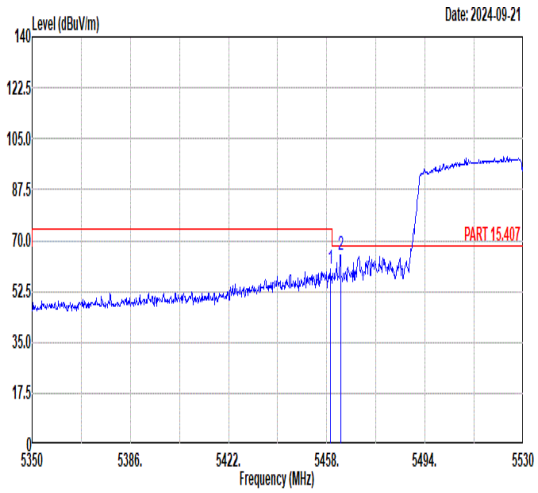 Freq Level Limit Line Margin Read Level Ant Factor Cable Loss Preamp Factor APos TPos Remark 1 5459.26 60.43 74.00 -13.57 49.67 34.86 8.41 32.51 195 324 PEAK 2 5463.04 64.79 68.30 -3.51 54.02 34.87 8.41 32.51 195 324 PEAK	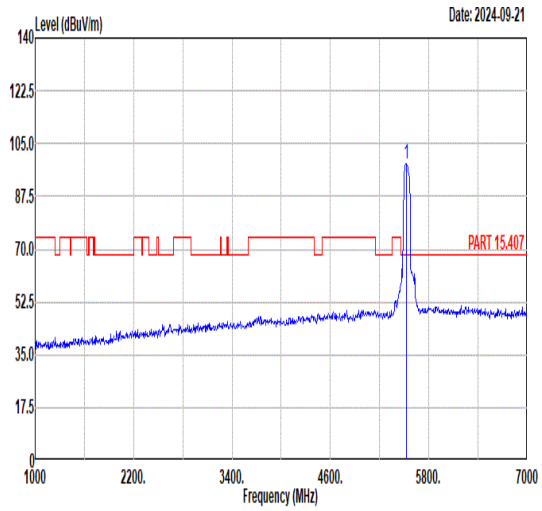 Freq Level Limit Line Margin Read Level Ant Factor Cable Loss Preamp Factor APos TPos Remark 1 5530.00 98.46 ------ ------ 87.72 34.91 8.33 32.50 195 324 PEAK
Avg	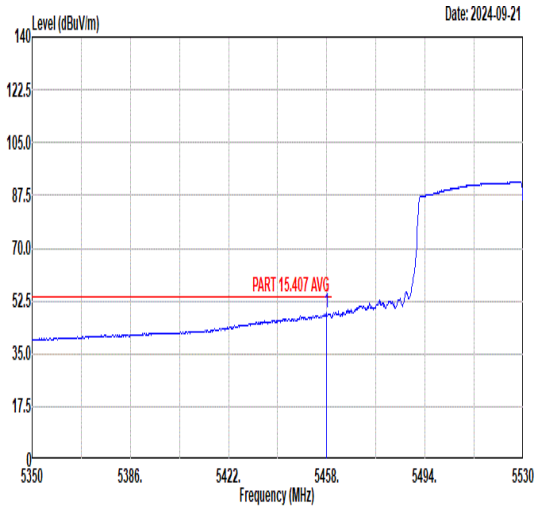 Freq Level Limit Line Margin Read Level Ant Factor Cable Loss Preamp Factor APos TPos Remark 1 5457.82 48.73 54.00 -5.27 37.97 34.86 8.41 32.51 195 324 AVERAGE	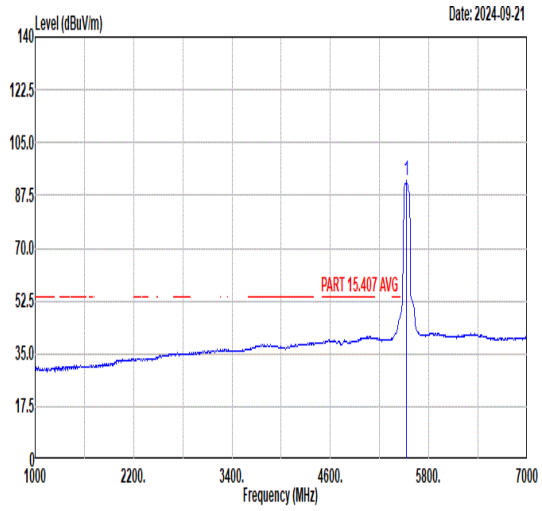 Freq Level Limit Line Margin Read Level Ant Factor Cable Loss Preamp Factor APos TPos Remark 1 5530.00 92.28 ------ ------ 81.54 34.92 8.32 32.50 195 324 AVERAGE

Mode	28	
	Band Edge - R	
	U-NII-2C_5.47-5.725_802.11ac VHT80_CH106_5530MHz	
ANT	5	
Pol.	Vertical	Fundamental
Peak	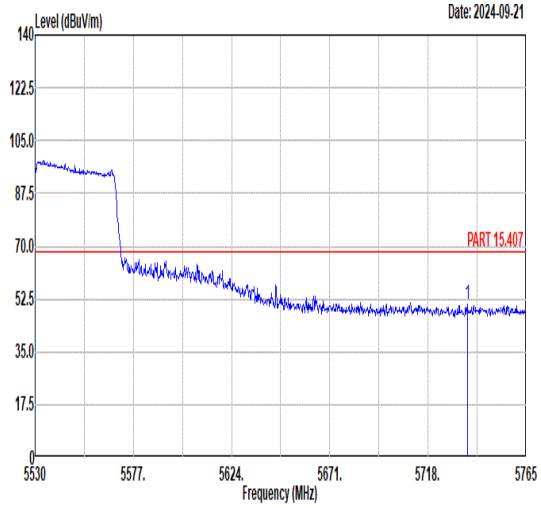 Freq Level Limit Line Margin Read Level Ant Factor Cable Loss Preamp Factor APos TPos Remark MHz dBuV/m dBuV/m dB dBuV dB/m dB dB cm deg 1 5736.80 50.63 68.30 -17.67 39.37 35.04 8.72 32.50 195 324 PEAK	Blank

Mode	29
	Band Edge - L
	U-NII-2C_5.47-5.725_802.11ac VHT80_CH122_5610MHz
ANT	5

Pol.	Horizontal	Fundamental
Peak	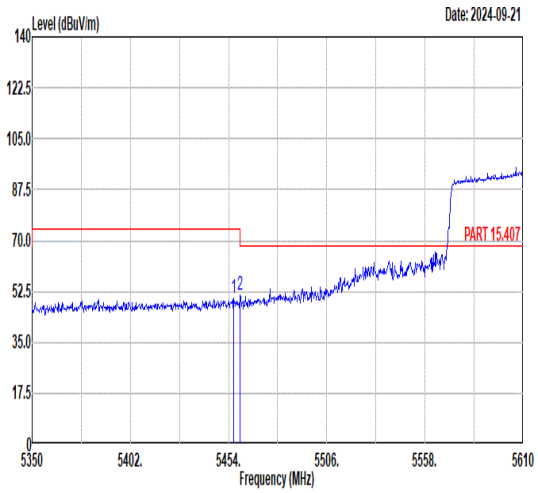 Freq Level Limit Line Margin Read Level Ant Factor Cable Loss Preamp Factor APos TPos Remark 1 5456.86 50.28 74.00 -23.72 39.52 34.86 8.41 32.51 226 360 PEAK 2 5460.24 50.99 68.30 -17.31 40.23 34.86 8.41 32.51 226 360 PEAK	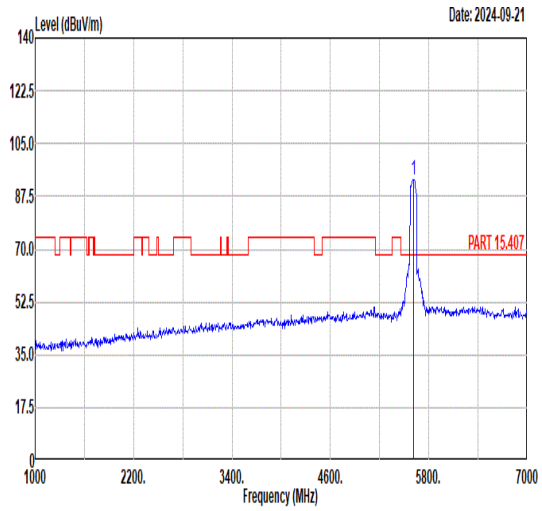 Freq Level Limit Line Margin Read Level Ant Factor Cable Loss Preamp Factor APos TPos Remark 1 5610.00 93.22 ------ ------ 82.49 34.97 8.26 32.50 226 360 PEAK
Avg	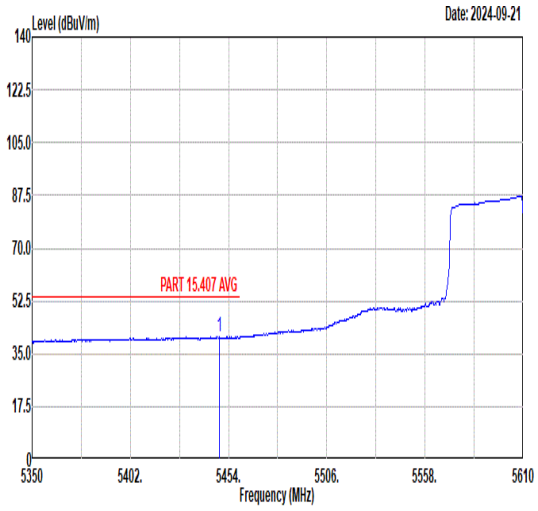 Freq Level Limit Line Margin Read Level Ant Factor Cable Loss Preamp Factor APos TPos Remark 1 5449.06 40.65 54.00 -13.35 29.89 34.86 8.42 32.52 226 360 AVERAGE	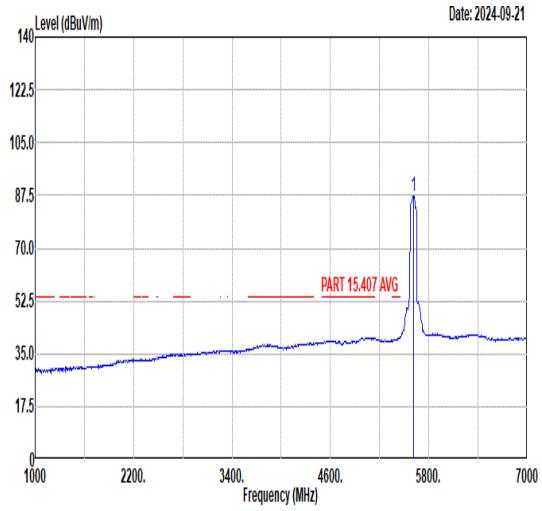 Freq Level Limit Line Margin Read Level Ant Factor Cable Loss Preamp Factor APos TPos Remark 1 5610.00 87.41 ------ ------ 76.68 34.97 8.26 32.50 226 360 AVERAGE

Mode	29	
	Band Edge - R	
	U-NII-2C_5.47-5.725_802.11ac VHT80_CH122_5610MHz	
ANT	5	
Pol.	Horizontal	Fundamental
Peak	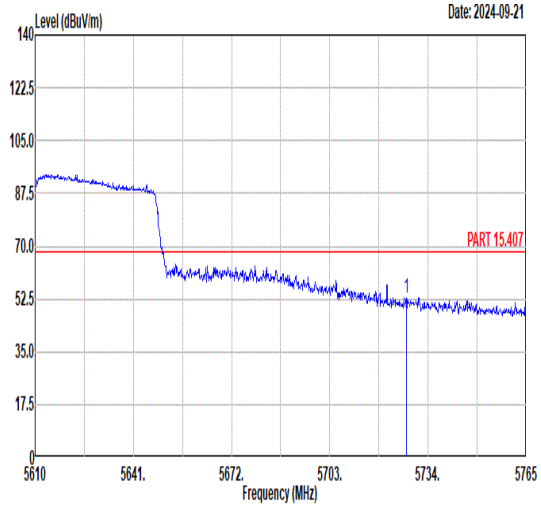 Freq Level Limit Line Margin Read Level Ant Factor Cable Loss Preamp Factor APos TPos Remark MHz dBuV/m dBuV/m dB dBuV dB/m dB dB cm deg 1 5727.18 53.08 68.30 -15.22 41.86 35.04 8.68 32.50 226 360 PEAK	Blank

Mode	29
	Band Edge - L
	U-NII-2C_5.47-5.725_802.11ac VHT80_CH122_5610MHz
ANT	5

Pol.	Vertical	Fundamental
Peak	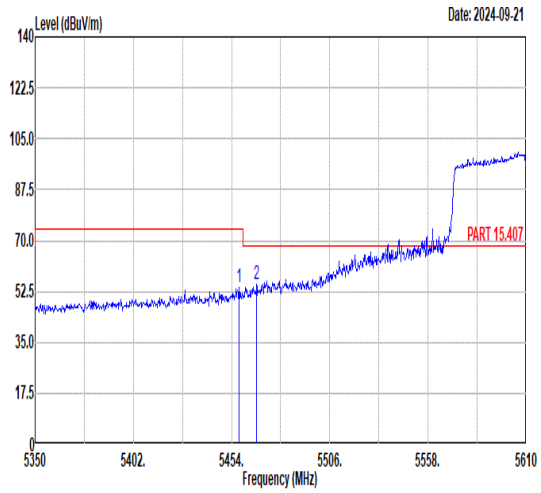 Freq Level Limit Line Margin Read Level Ant Factor Cable Loss Preamp Factor APos TPos Remark MHz dBuV/m dBuV/m dB dBuV dB/m dB dB cm deg 1 5457.90 54.14 74.00 -19.86 43.38 34.86 8.41 32.51 198 328 PEAK 2 5467.26 54.81 68.30 -13.49 44.05 34.87 8.40 32.51 198 328 PEAK	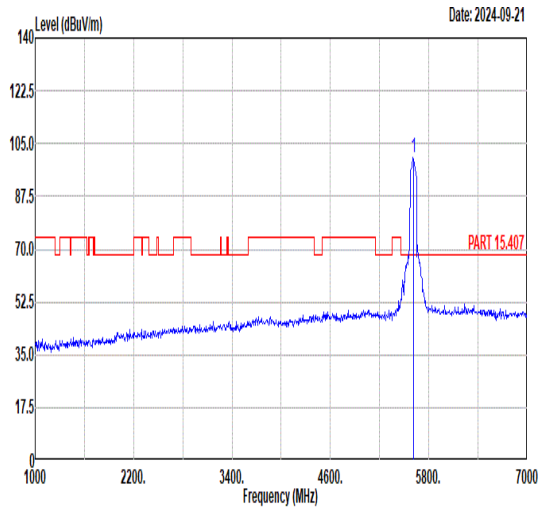 Freq Level Limit Line Margin Read Level Ant Factor Cable Loss Preamp Factor APos TPos Remark MHz dBuV/m dBuV/m dB dBuV dB/m dB dB cm deg 1 5610.00 100.55 ------ ------ 89.87 34.96 8.22 32.50 198 328 PEAK
Avg	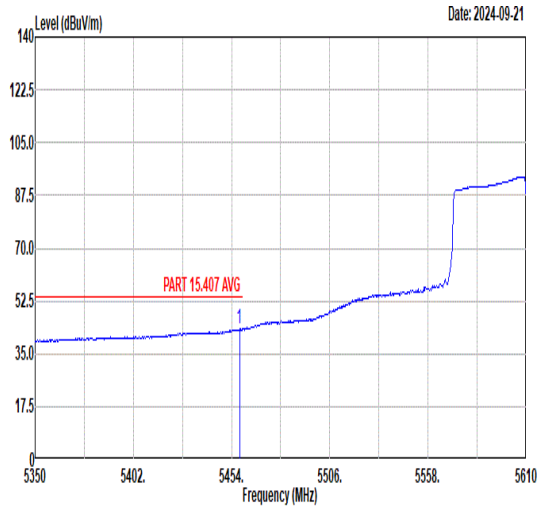 Freq Level Limit Line Margin Read Level Ant Factor Cable Loss Preamp Factor APos TPos Remark MHz dBuV/m dBuV/m dB dBuV dB/m dB dB cm deg 1 5458.16 43.25 54.00 -10.75 32.49 34.86 8.41 32.51 198 328 AVERAGE	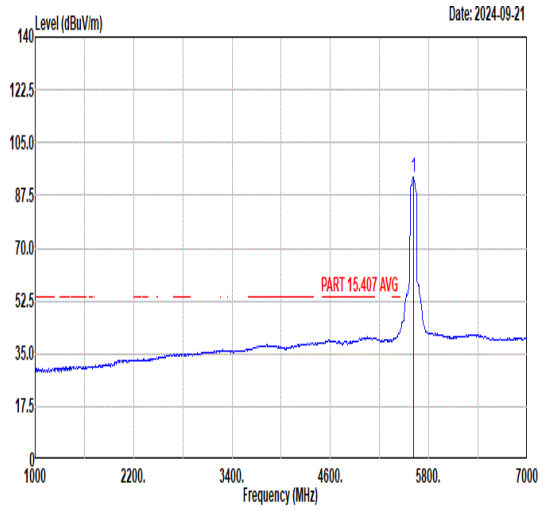 Freq Level Limit Line Margin Read Level Ant Factor Cable Loss Preamp Factor APos TPos Remark MHz dBuV/m dBuV/m dB dBuV dB/m dB dB cm deg 1 5610.00 93.71 ------ ------ 83.01 34.96 8.24 32.50 198 328 AVERAGE

Mode	29	
	Band Edge - R	
	U-NII-2C_5.47-5.725_802.11ac VHT80_CH122_5610MHz	
ANT	5	
Pol.	Vertical	Fundamental
Peak	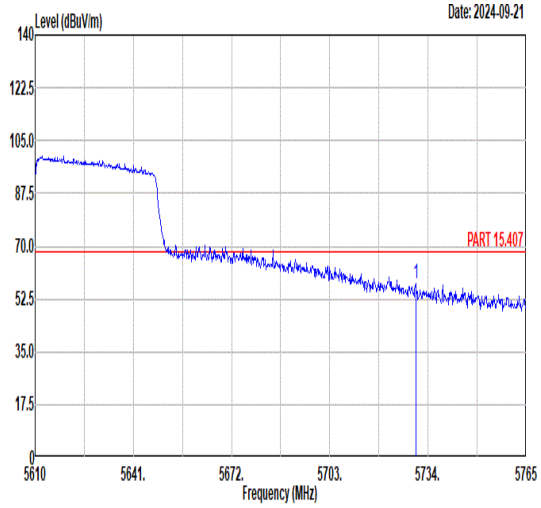 Freq Level Limit Line Margin Read Level Ant Factor Cable Loss Preamp Factor APos TPos Remark MHz dBuV/m dBuV/m dB dBuV dB/m dB dB cm deg 1 5730.13 57.44 68.30 -10.86 46.21 35.04 8.69 32.50 198 328 PEAK	Blank

Mode	30	
	Band Edge	
	Straddle channels_5.47-5.85_802.11n HT20_CH144_5720MHz	
ANT	5	
Pol.	Horizontal	Fundamental
Peak	Blank	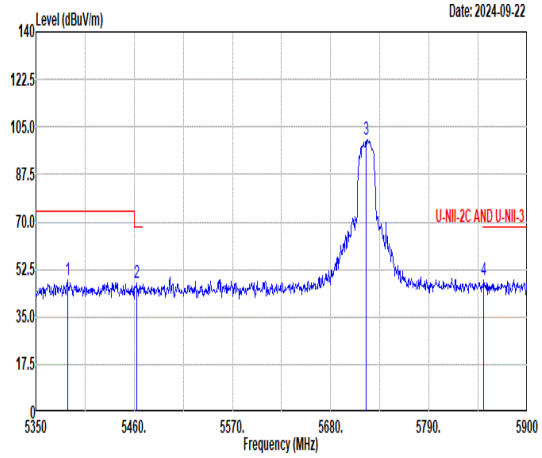 Freq Level Limit Line Margin Read Level Ant Factor Cable Loss Preamp Factor APos TPos Remark MHz dBuV/m dBuV/m dB dBuV dB/m dB dB cm deg 1 5385.20 48.48 74.00 -25.52 37.79 34.81 8.42 32.54 333 16 Peak 2 5462.75 47.49 68.30 -20.81 36.72 34.87 8.41 32.51 333 16 Peak 3 5720.00 100.51 ------ ------ 89.32 35.03 8.66 32.50 333 16 Peak 4 5851.05 48.72 68.30 -19.58 37.23 35.11 8.88 32.50 333 16 Peak
Avg	Blank	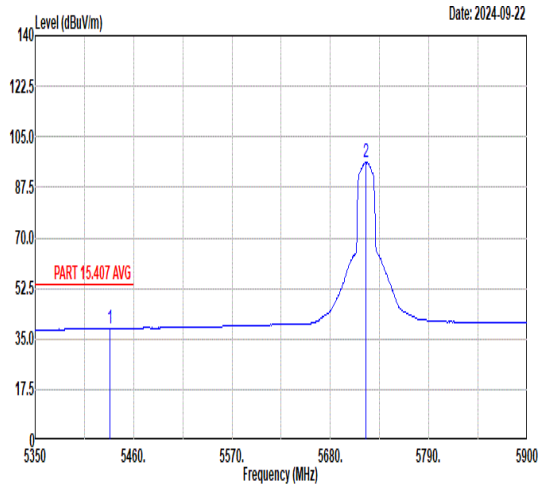 Freq Level Limit Line Margin Read Level Ant Factor Cable Loss Preamp Factor APos TPos Remark MHz dBuV/m dBuV/m dB dBuV dB/m dB dB cm deg 1 5433.60 38.54 54.00 -15.46 27.78 34.84 8.44 32.52 333 16 Peak 2 5720.00 96.21 ------ ------ 85.02 35.03 8.66 32.50 333 16 Average

Mode	30	
	Band Edge	
	Straddle channels_5.47-5.85_802.11n HT20_CH144_5720MHz	
ANT	5	
Pol.	Vertical	Fundamental
Peak	Blank	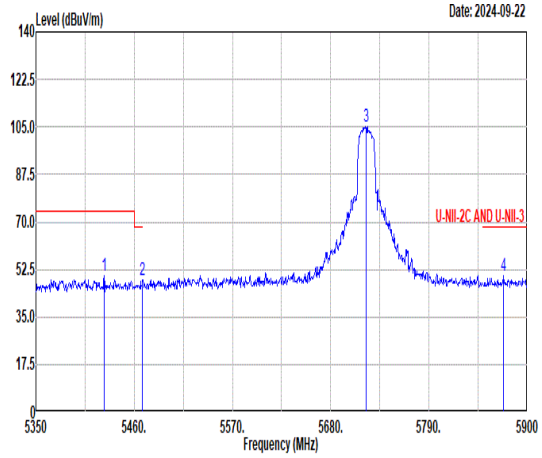 Freq Level Limit Line Margin Read Level Ant Factor Cable Loss Preamp Factor APos TPos Remark MHz dBuV/m dBuV/m dB dBuV dB/m dB dB cm deg 1 5426.45 49.95 74.00 -24.05 39.19 34.84 8.45 32.53 200 322 Peak 2 5469.35 48.85 68.30 -19.45 38.09 34.87 8.40 32.51 200 322 Peak 3 5720.00 105.26 ------ ------ 94.07 35.03 8.66 32.50 200 322 Peak 4 5873.60 50.24 68.30 -18.06 38.77 35.12 8.85 32.50 200 322 Peak
Avg	Blank	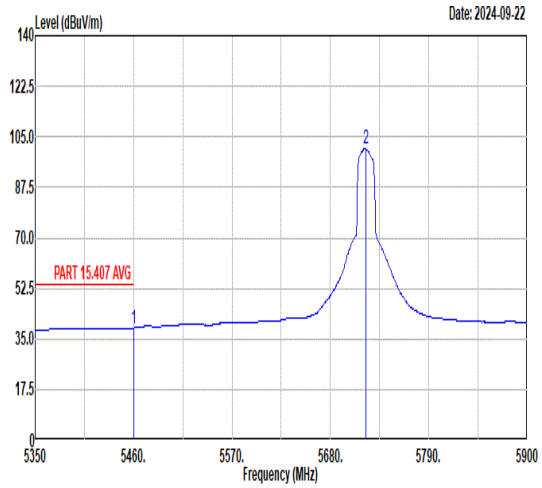 Freq Level Limit Line Margin Read Level Ant Factor Cable Loss Preamp Factor APos TPos Remark MHz dBuV/m dBuV/m dB dBuV dB/m dB dB cm deg 1 5460.00 38.83 54.00 -15.17 28.07 34.86 8.41 32.51 200 322 Peak 2 5720.00 101.03 ------ ------ 89.84 35.03 8.66 32.50 200 322 Average

Mode	30	
	Harmonic	
	Straddle channels_5.47-5.85_802.11n HT20_CH144_5720MHz	
ANT	5	
Pol.	Horizontal	Vertical
Peak Avg	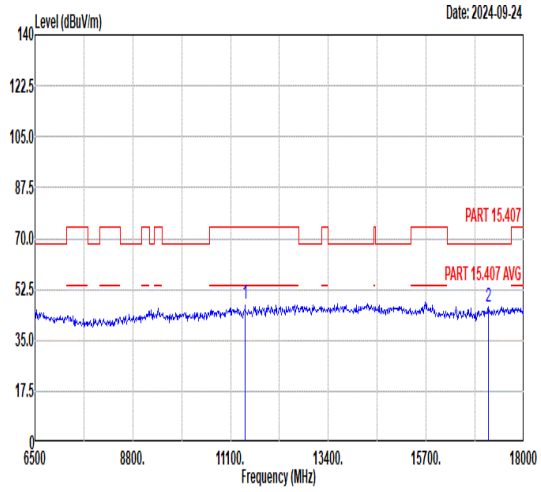 Freq Level Limit Line Margin Read Level Ant Factor Cable Loss Preamp Factor APos TPos Remark MHz dBuV/m dBuV/m dB dBuV dB/m dB dB cm deg 1 11440.00 47.34 74.00 -26.66 61.09 37.77 11.42 62.94 -- -- Peak 2 17160.00 46.52 68.30 -21.78 58.43 40.16 13.16 65.23 -- -- Peak	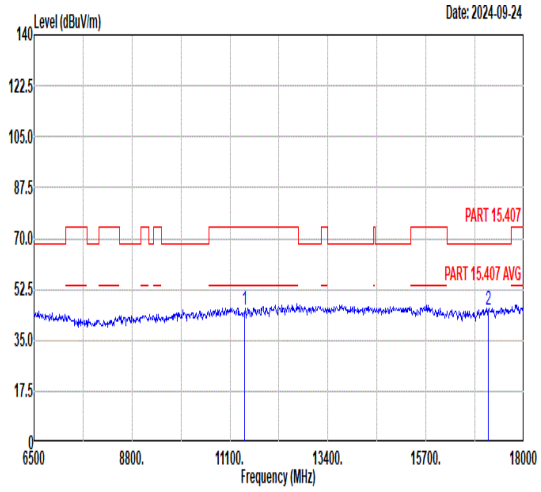 Freq Level Limit Line Margin Read Level Ant Factor Cable Loss Preamp Factor APos TPos Remark MHz dBuV/m dBuV/m dB dBuV dB/m dB dB cm deg 1 11440.00 45.27 74.00 -28.73 59.02 37.77 11.42 62.94 -- -- Peak 2 17160.00 45.23 68.30 -23.07 57.14 40.16 13.16 65.23 -- -- Peak

Mode	31	
	Band Edge	
	Straddle channels_5.47-5.85_802.11n HT40_CH142_5710MHz	
ANT	5	
Pol.	Horizontal	Fundamental
Peak	Blank	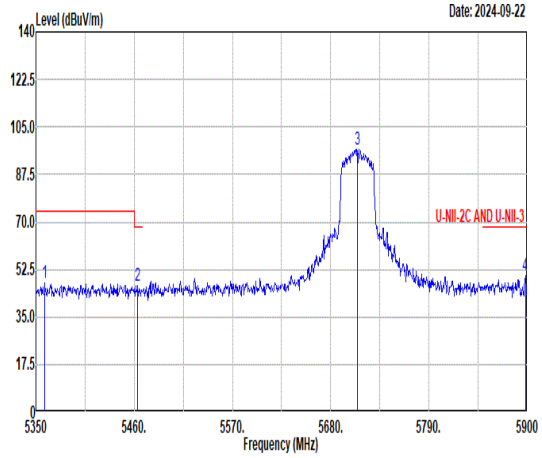 Freq Level Limit Line Margin Read Level Ant Factor Cable Loss Preamp Factor APos TPos Remark MHz dBuV/m dBuV/m dB dBuV dB/m dB dB cm deg 1 5359.90 47.72 74.00 -26.28 37.13 34.79 8.35 32.55 222 58 Peak 2 5463.85 46.30 68.30 -22.00 35.54 34.87 8.40 32.51 222 58 Peak 3 5710.00 96.65 ------ ------ 85.51 35.02 8.62 32.50 222 58 Peak 4 5897.80 50.01 68.30 -18.29 38.55 35.14 8.82 32.50 222 58 Peak
Avg	Blank	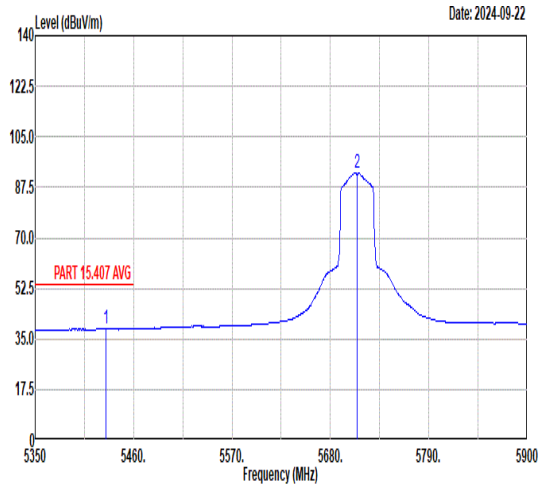 Freq Level Limit Line Margin Read Level Ant Factor Cable Loss Preamp Factor APos TPos Remark MHz dBuV/m dBuV/m dB dBuV dB/m dB dB cm deg 1 5429.20 38.46 54.00 -15.54 27.69 34.84 8.45 32.52 222 58 Peak 2 5710.00 92.66 ------ ------ 81.52 35.02 8.62 32.50 222 58 Average

Mode	31	
	Band Edge	
	Straddle channels_5.47-5.85_802.11n HT40_CH142_5710MHz	
ANT	5	
Pol.	Vertical	Fundamental
Peak	Blank	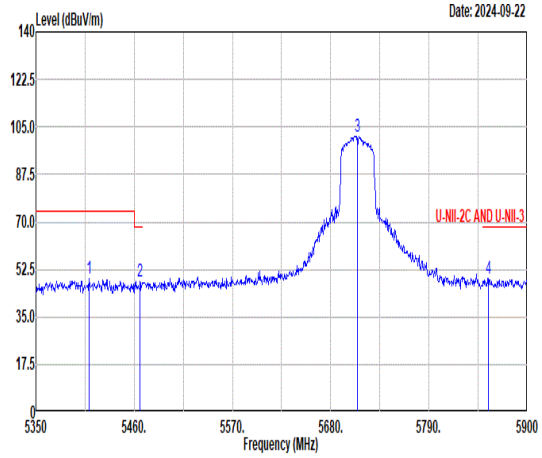 Freq Level Limit Line Margin Read Level Ant Factor Cable Loss Preamp Factor APos TPos Remark MHz dBuV/m dBuV/m dB dBuV dB/m dB dB cm deg 1 5409.95 48.90 74.00 -25.10 38.12 34.83 8.48 32.53 181 328 Peak 2 5466.60 47.89 68.30 -20.41 37.13 34.87 8.40 32.51 181 328 Peak 3 5710.00 101.69 ------ ------ 90.55 35.02 8.62 32.50 181 328 Peak 4 5856.55 49.20 68.30 -19.10 37.72 35.11 8.87 32.50 181 328 Peak
Avg	Blank	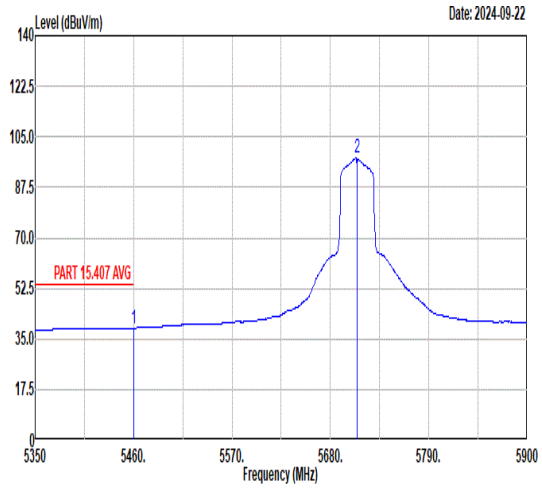 Freq Level Limit Line Margin Read Level Ant Factor Cable Loss Preamp Factor APos TPos Remark MHz dBuV/m dBuV/m dB dBuV dB/m dB dB cm deg 1 5460.00 38.76 54.00 -15.24 28.00 34.86 8.41 32.51 181 328 Peak 2 5710.00 97.50 ------ ------ 86.36 35.02 8.62 32.50 181 328 Average

Mode	32	
	Band Edge	
	Straddle channels_5.47-5.85_802.11ac VHT80_CH138_5690MHz	
ANT	5	
Pol.	Horizontal	Fundamental
Peak	Blank	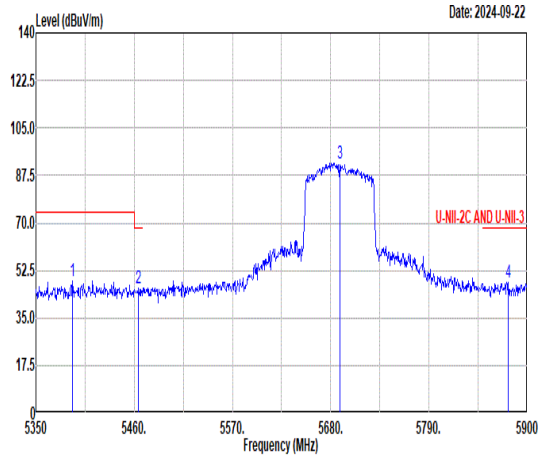 Freq Level Limit Line Margin Read Level Ant Factor Cable Loss Preamp Factor APos TPos Remark MHz dBuV/m dBuV/m dB dBuV dB/m dB dB cm deg 1 5391.25 48.70 74.00 -25.30 37.99 34.81 8.44 32.54 213 5 Peak 2 5464.40 46.10 68.30 -22.20 35.34 34.87 8.40 32.51 213 5 Peak 3 5690.00 92.19 ------ ------ 81.14 35.01 8.54 32.50 213 5 Peak 4 5879.10 47.84 68.30 -20.46 36.37 35.13 8.84 32.50 213 5 Peak
Avg	Blank	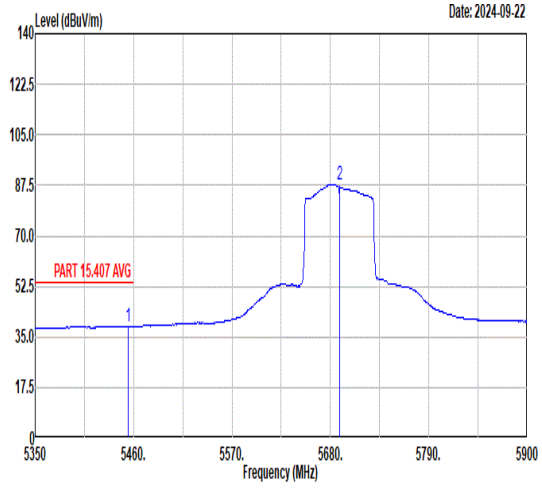 Freq Level Limit Line Margin Read Level Ant Factor Cable Loss Preamp Factor APos TPos Remark MHz dBuV/m dBuV/m dB dBuV dB/m dB dB cm deg 1 5453.95 38.51 54.00 -15.49 27.74 34.86 8.42 32.51 213 5 Peak 2 5690.00 87.66 ------ ------ 76.61 35.01 8.54 32.50 213 5 Average

Mode	32	
	Band Edge	
	Straddle channels_5.47-5.85_802.11ac VHT80_CH138_5690MHz	
ANT	5	
Pol.	Vertical	Fundamental
Peak	Blank	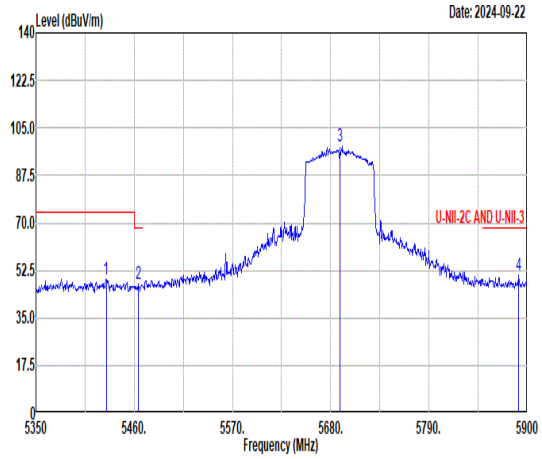 Freq Level Limit Line Margin Read Level Ant Factor Cable Loss Preamp Factor APos TPos Remark MHz dBuV/m dBuV/m dB dBuV dB/m dB dB cm deg 1 5428.65 49.38 74.00 -24.62 38.61 34.84 8.45 32.52 192 330 Peak 2 5464.40 47.76 68.30 -20.54 37.00 34.87 8.40 32.51 192 330 Peak 3 5690.00 98.06 ------ ------ 87.01 35.01 8.54 32.50 192 330 Peak 4 5890.65 50.80 68.30 -17.50 39.34 35.13 8.83 32.50 192 330 Peak
Avg	Blank	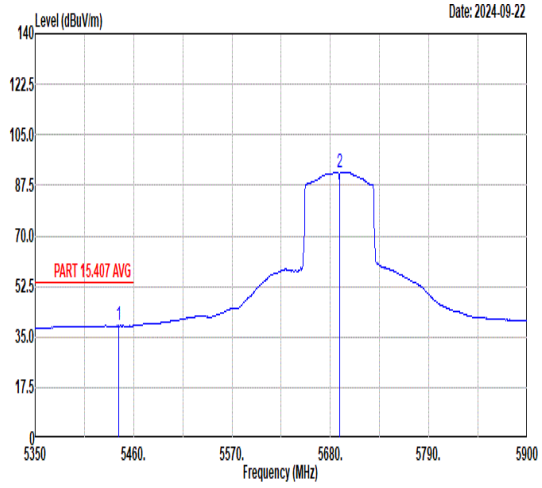 Freq Level Limit Line Margin Read Level Ant Factor Cable Loss Preamp Factor APos TPos Remark MHz dBuV/m dBuV/m dB dBuV dB/m dB dB cm deg 1 5443.50 38.86 54.00 -15.14 28.10 34.85 8.43 32.52 192 330 Peak 2 5690.00 92.13 ------ ------ 81.08 35.01 8.54 32.50 192 330 Average

Mode	33	
	Harmonic	
	U-NII-3_5.725-5.85_802.11a_CH149_5745MHz	
ANT	5	
Pol.	Horizontal	Vertical
Peak Avg	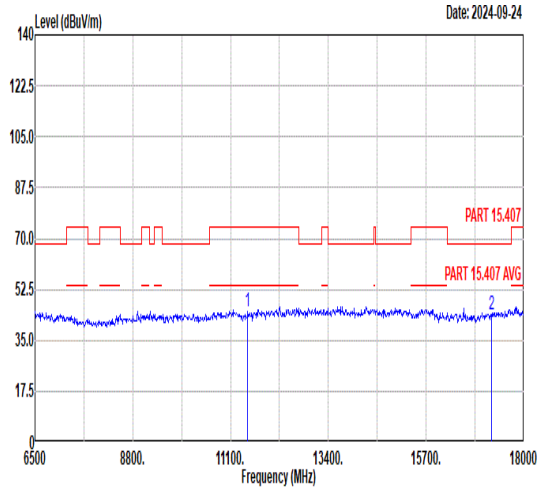 Freq Level Limit Line Margin Read Level Ant Factor Cable Loss Preamp Factor APos TPos Remark MHz dBuV/m dBuV/m dB dBuV dB/m dB dB cm deg 1 11490.00 45.02 74.00 -28.98 58.69 37.79 11.45 62.91 -- -- Peak 2 17235.00 43.95 68.30 -24.35 55.80 40.27 13.17 65.29 -- -- Peak	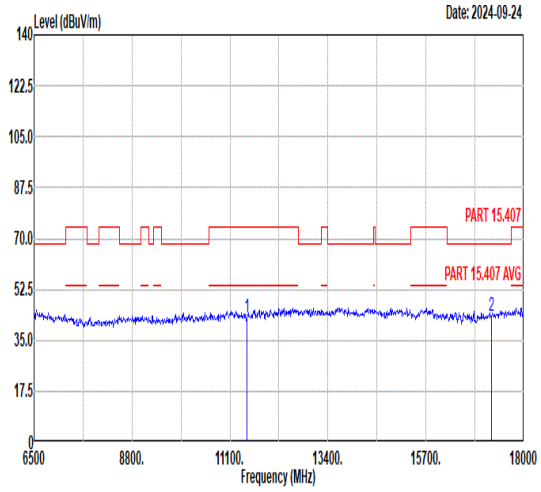 Freq Level Limit Line Margin Read Level Ant Factor Cable Loss Preamp Factor APos TPos Remark MHz dBuV/m dBuV/m dB dBuV dB/m dB dB cm deg 1 11490.00 43.00 74.00 -31.00 56.67 37.79 11.45 62.91 -- -- Peak 2 17235.00 43.47 68.30 -24.83 55.32 40.27 13.17 65.29 -- -- Peak

Mode	34	
	Harmonic	
	U-NII-3_5.725-5.85_802.11a_CH157_5785MHz	
ANT	5	
Pol.	Horizontal	Vertical
Peak Avg	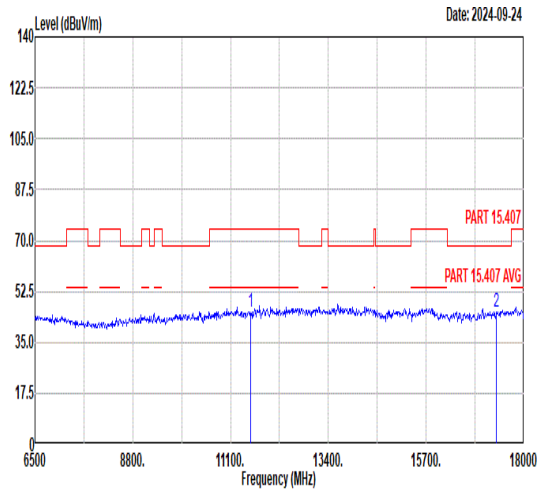 Freq Level Limit Line Margin Read Level Ant Factor Cable Loss Preamp Factor APos TPos Remark MHz dBuV/m dBuV/m dB dBuV dB/m dB dB cm deg 1 11570.00 45.20 74.00 -28.80 58.80 37.85 11.49 62.94 -- -- Peak 2 17355.00 45.47 68.30 -22.83 57.19 40.46 13.20 65.38 -- -- Peak	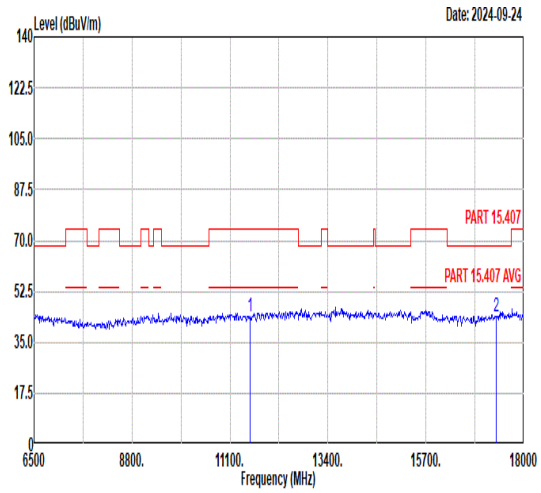 Freq Level Limit Line Margin Read Level Ant Factor Cable Loss Preamp Factor APos TPos Remark MHz dBuV/m dBuV/m dB dBuV dB/m dB dB cm deg 1 11570.00 43.98 74.00 -30.02 57.58 37.85 11.49 62.94 -- -- Peak 2 17355.00 43.94 68.30 -24.36 55.66 40.46 13.20 65.38 -- -- Peak

Mode	35	
	Harmonic	
	U-NII-3_5.725-5.85_802.11a_CH165_5825MHz	
ANT	5	
Pol.	Horizontal	Vertical
Peak Avg	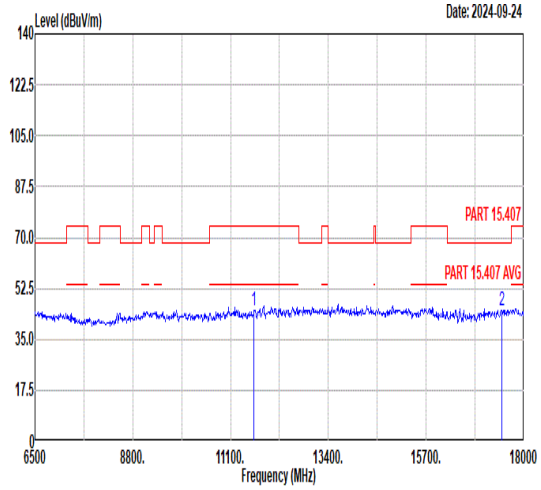 Freq Level Limit Line Margin Read Level Ant Factor Cable Loss Preamp Factor APos TPos Remark MHz dBuV/m dBuV/m dB dBuV dB/m dB dB cm deg 1 11650.00 45.09 74.00 -28.91 58.63 37.92 11.53 62.99 -- -- Peak 2 17475.00 45.16 68.30 -23.14 56.75 40.65 13.23 65.47 -- -- Peak	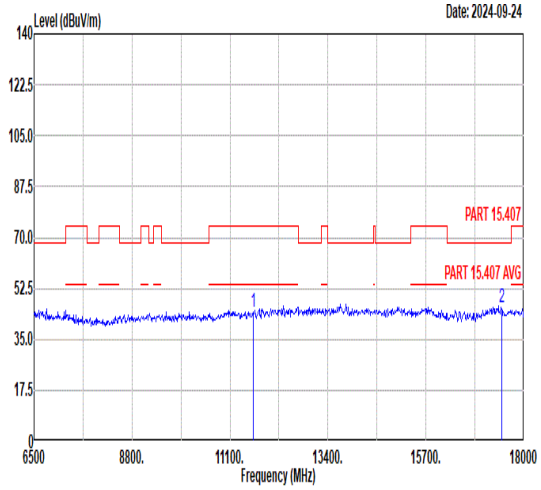 Freq Level Limit Line Margin Read Level Ant Factor Cable Loss Preamp Factor APos TPos Remark MHz dBuV/m dBuV/m dB dBuV dB/m dB dB cm deg 1 11650.00 44.46 74.00 -29.54 58.00 37.92 11.53 62.99 -- -- Peak 2 17475.00 45.96 68.30 -22.34 57.55 40.65 13.23 65.47 -- -- Peak

Mode	36	
	Band Edge	
	U-NII-3_5.725-5.85_802.11n HT20_CH149_5745MHz	
ANT	5	
Pol.	Horizontal	Fundamental
Peak	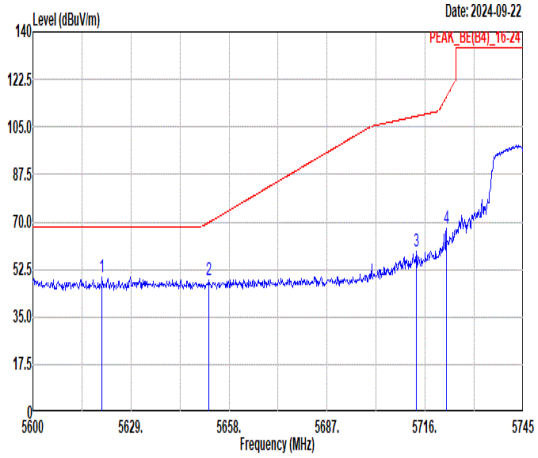 Freq Level Limit Line Margin Read Level Ant Factor Cable Loss Preamp Factor APos TPos Remark MHz dBuV/m dBuV/m dB dBuV dB/m dB dB cm deg 1 5620.45 49.67 68.30 -18.63 38.91 34.97 8.29 32.50 200 53 PEAK 2 5652.06 48.42 69.82 -21.40 37.53 34.99 8.40 32.50 200 53 PEAK 3 5713.39 59.12 108.95 -49.83 47.96 35.03 8.63 32.50 200 53 PEAK 4 5722.24 67.54 115.90 -48.36 56.35 35.03 8.66 32.50 200 53 PEAK	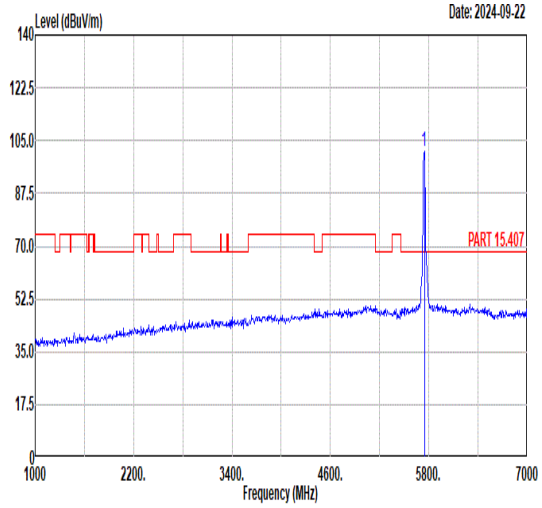 Freq Level Limit Line Margin Read Level Ant Factor Cable Loss Preamp Factor APos TPos Remark MHz dBuV/m dBuV/m dB dBuV dB/m dB dB cm deg 1 5745.00 101.49 ------ ------ 90.19 35.05 8.75 32.50 200 53 PEAK
Avg	Blank	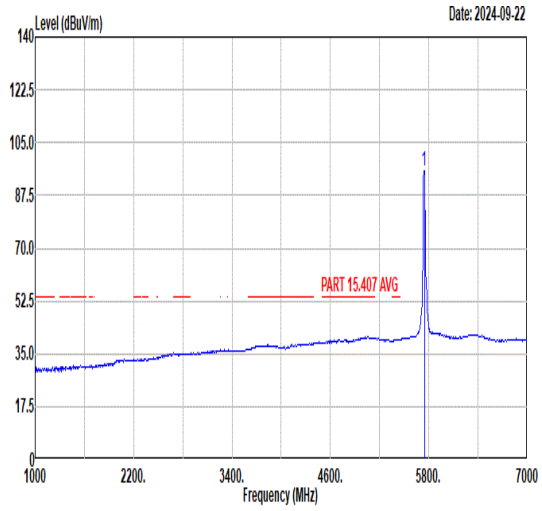 Freq Level Limit Line Margin Read Level Ant Factor Cable Loss Preamp Factor APos TPos Remark MHz dBuV/m dBuV/m dB dBuV dB/m dB dB cm deg 1 5745.00 95.88 ------ ------ 84.58 35.05 8.75 32.50 200 53 AVERAGE

Mode	36	
	Band Edge	
	U-NII-3_5.725-5.85_802.11n HT20_CH149_5745MHz	
ANT	5	
Pol.	Vertical	Fundamental
Peak	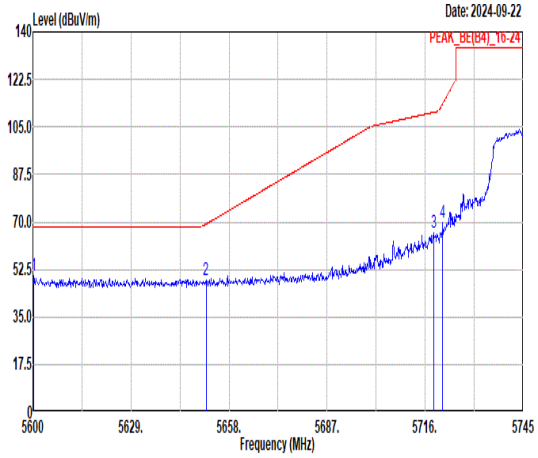 Freq Level Limit Line Margin Read Level Ant Factor Cable Loss Preamp Factor APos TPos Remark MHz dBuV/m dBuV/m dB dBuV dB/m dB dB cm deg 1 5600.29 50.01 68.30 -18.29 39.33 34.96 8.22 32.50 193 329 PEAK 2 5651.19 48.83 69.18 -20.35 37.94 34.99 8.40 32.50 193 329 PEAK 3 5718.47 66.05 110.37 -44.32 54.87 35.03 8.65 32.50 193 329 PEAK 4 5721.22 69.75 113.58 -43.83 58.56 35.03 8.66 32.50 193 329 PEAK	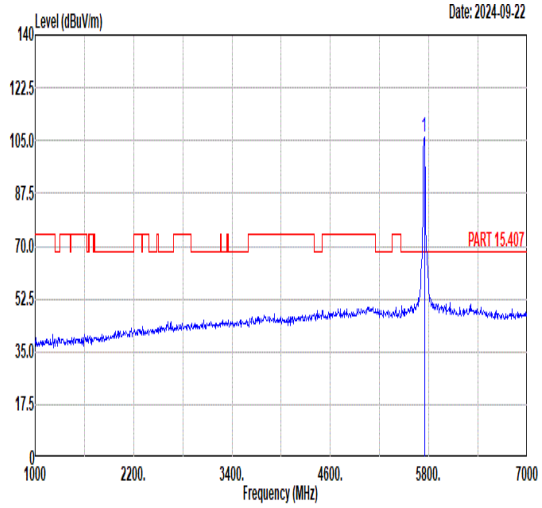 Freq Level Limit Line Margin Read Level Ant Factor Cable Loss Preamp Factor APos TPos Remark MHz dBuV/m dBuV/m dB dBuV dB/m dB dB cm deg 1 5745.00 106.29 ------ ------ 94.99 35.05 8.75 32.50 193 329 PEAK
Avg	Blank	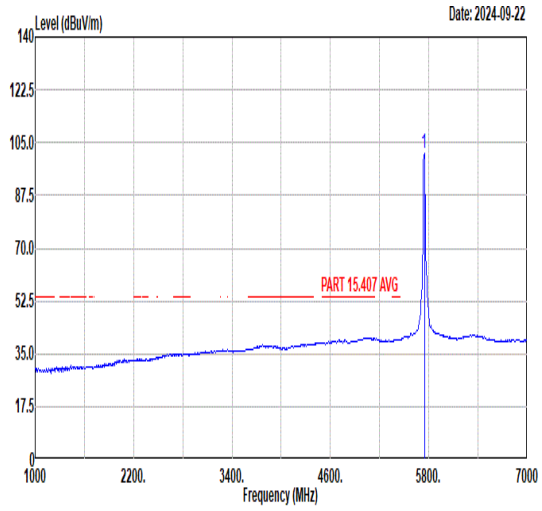 Freq Level Limit Line Margin Read Level Ant Factor Cable Loss Preamp Factor APos TPos Remark MHz dBuV/m dBuV/m dB dBuV dB/m dB dB cm deg 1 5745.00 101.44 ------ ------ 90.14 35.05 8.75 32.50 193 329 AVERAGE

Mode	36	
	Harmonic	
	U-NII-3_5.725-5.85_802.11n HT20_CH149_5745MHz	
ANT	5	
Pol.	Horizontal	Vertical
Peak Avg	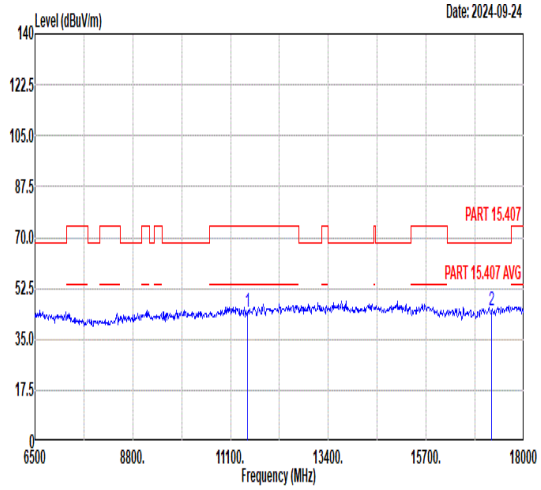 Freq Level Limit Line Margin Read Level Ant Factor Cable Loss Preamp Factor APos TPos Remark MHz dBuV/m dBuV/m dB dBuV dB/m dB dB cm deg 1 11490.00 44.26 74.00 -29.74 57.93 37.79 11.45 62.91 -- -- Peak 2 17235.00 44.97 68.30 -23.33 56.82 40.27 13.17 65.29 -- -- Peak	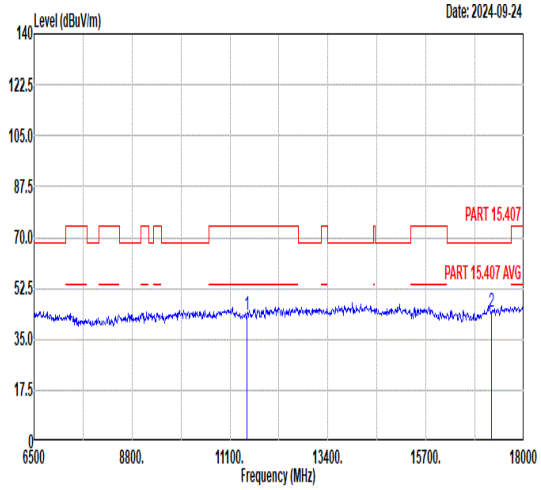 Freq Level Limit Line Margin Read Level Ant Factor Cable Loss Preamp Factor APos TPos Remark MHz dBuV/m dBuV/m dB dBuV dB/m dB dB cm deg 1 11490.00 43.36 74.00 -30.64 57.03 37.79 11.45 62.91 -- -- Peak 2 17235.00 44.48 68.30 -23.82 56.33 40.27 13.17 65.29 -- -- Peak

Mode	37	
	Harmonic	
	U-NII-3_5.725-5.85_802.11n HT20_CH157_5785MHz	
ANT	5	
Pol.	Horizontal	Vertical
Peak Avg	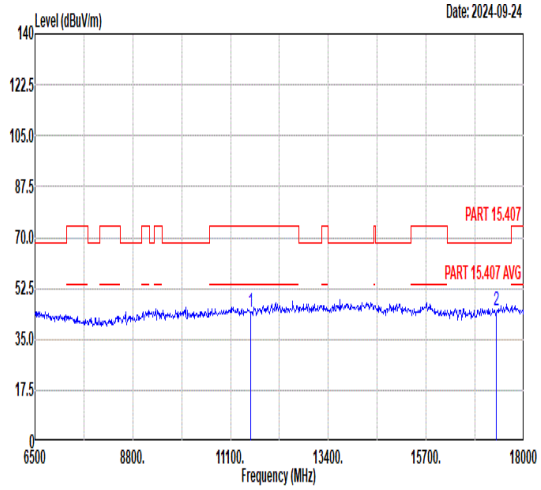 Freq Level Limit Line Margin Read Level Ant Factor Cable Loss Preamp Factor APos TPos Remark MHz dBuV/m dBuV/m dB dBuV dB/m dB dB cm deg 1 11570.00 44.61 74.00 -29.39 58.21 37.85 11.49 62.94 -- -- Peak 2 17355.00 45.00 68.30 -23.30 56.72 40.46 13.20 65.38 -- -- Peak	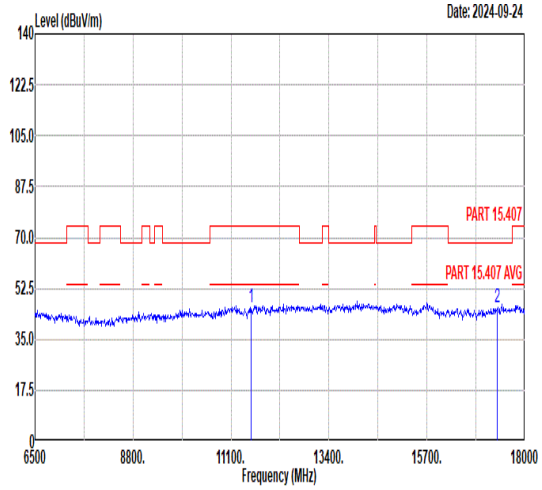 Freq Level Limit Line Margin Read Level Ant Factor Cable Loss Preamp Factor APos TPos Remark MHz dBuV/m dBuV/m dB dBuV dB/m dB dB cm deg 1 11570.00 46.04 74.00 -27.96 59.64 37.85 11.49 62.94 -- -- Peak 2 17355.00 46.13 68.30 -22.17 57.85 40.46 13.20 65.38 -- -- Peak

Mode	38	
	Band Edge	
	U-NII-3_5.725-5.85_802.11n HT20_CH165_5825MHz	
ANT	5	
Pol.	Horizontal	Fundamental
Peak	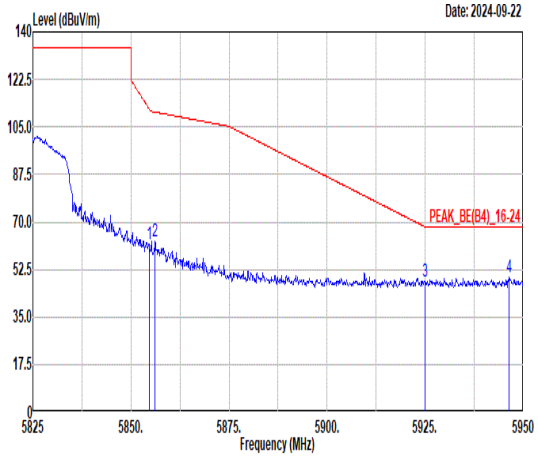 Freq Level Limit Line Margin Read Level Ant Factor Cable Loss Preamp Factor APos TPos Remark MHz dBuV/m dBuV/m dB dBuV dB/m dB dB cm deg 1 5854.63 62.06 111.65 -49.59 50.58 35.11 8.87 32.50 226 330 PEAK 2 5856.13 62.78 110.48 -47.70 51.30 35.11 8.87 32.50 226 330 PEAK 3 5924.88 48.32 68.29 -19.97 36.87 35.16 8.79 32.50 226 330 PEAK 4 5946.38 49.65 68.30 -18.65 38.22 35.17 8.76 32.50 226 330 PEAK	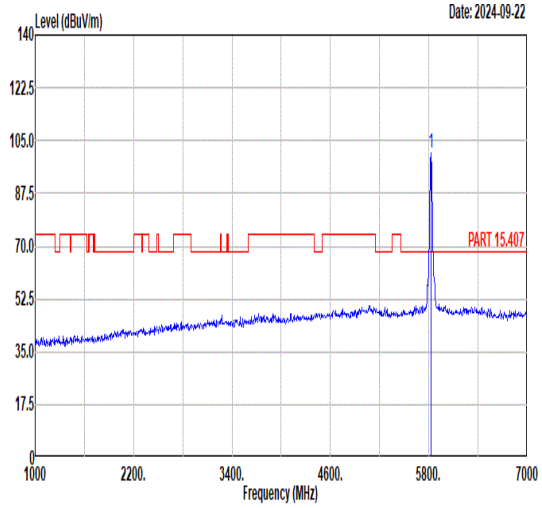 Freq Level Limit Line Margin Read Level Ant Factor Cable Loss Preamp Factor APos TPos Remark MHz dBuV/m dBuV/m dB dBuV dB/m dB dB cm deg 1 5825.00 100.79 ------ ------ 89.29 35.09 8.91 32.50 226 330 PEAK
Avg	Blank	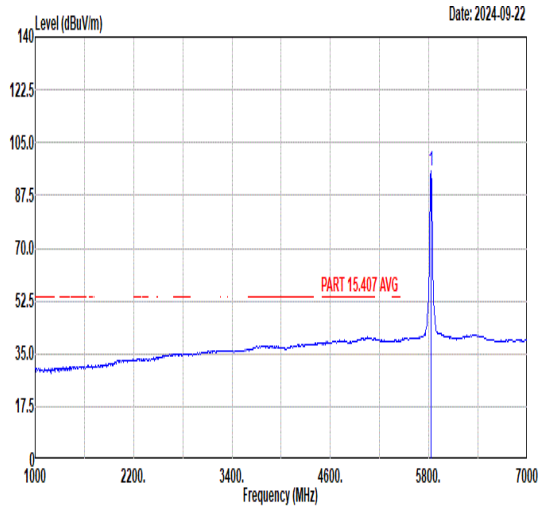 Freq Level Limit Line Margin Read Level Ant Factor Cable Loss Preamp Factor APos TPos Remark MHz dBuV/m dBuV/m dB dBuV dB/m dB dB cm deg 1 5825.00 95.78 ------ ------ 84.28 35.09 8.91 32.50 226 330 AVERAGE

Mode	38	
	Band Edge	
	U-NII-3_5.725-5.85_802.11n HT20_CH165_5825MHz	
ANT	5	
Pol.	Vertical	Fundamental
Peak	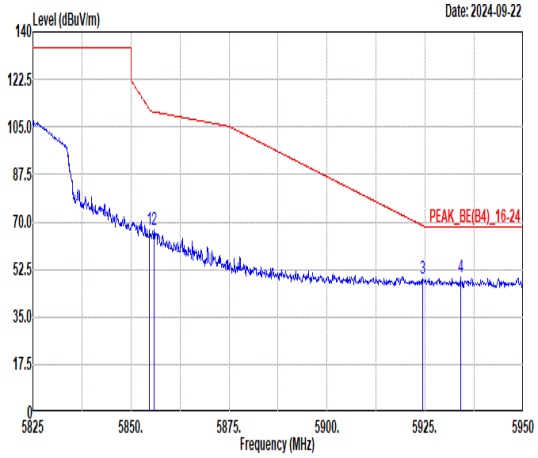 Freq Level Limit Line Margin Read Level Ant Factor Cable Loss Preamp Factor APos TPos Remark MHz dBuV/m dBuV/m dB dBuV dB/m dB dB cm deg 1 5854.75 66.94 111.37 -44.43 55.46 35.11 8.87 32.50 177 325 PEAK 2 5855.88 67.30 110.55 -43.25 55.82 35.11 8.87 32.50 177 325 PEAK 3 5924.38 49.22 68.66 -19.44 37.77 35.16 8.79 32.50 177 325 PEAK 4 5934.00 49.51 68.30 -18.79 38.07 35.16 8.78 32.50 177 325 PEAK	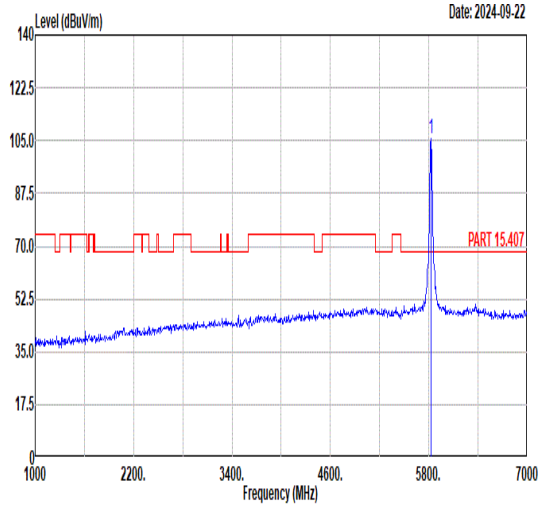 Freq Level Limit Line Margin Read Level Ant Factor Cable Loss Preamp Factor APos TPos Remark MHz dBuV/m dBuV/m dB dBuV dB/m dB dB cm deg 1 5825.00 105.53 ------ ------ 94.03 35.09 8.91 32.50 177 325 PEAK
Avg	Blank	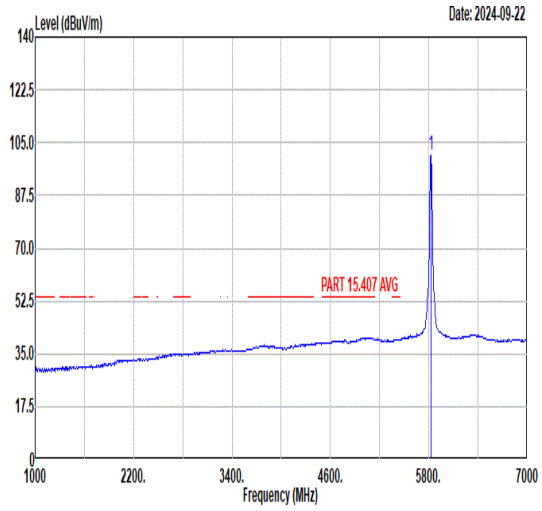 Freq Level Limit Line Margin Read Level Ant Factor Cable Loss Preamp Factor APos TPos Remark MHz dBuV/m dBuV/m dB dBuV dB/m dB dB cm deg 1 5825.00 100.90 ------ ------ 89.40 35.09 8.91 32.50 177 325 AVERAGE

Mode	38	
	Harmonic	
	U-NII-3_5.725-5.85_802.11n HT20_CH165_5825MHz	
ANT	5	
Pol.	Horizontal	Vertical
Peak Avg	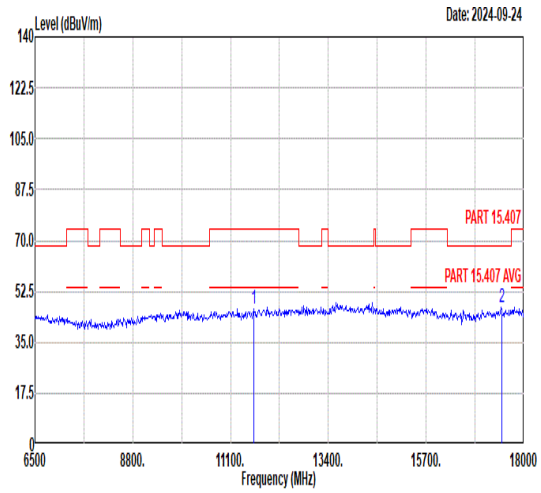 Freq Level Limit Line Margin Read Level Ant Factor Cable Loss Preamp Factor APos TPos Remark MHz dBuV/m dBuV/m dB dBuV dB/m dB dB cm deg 1 11650.00 46.31 74.00 -27.69 59.85 37.92 11.53 62.99 -- -- Peak 2 17475.00 47.01 68.30 -21.29 58.60 40.65 13.23 65.47 -- -- Peak	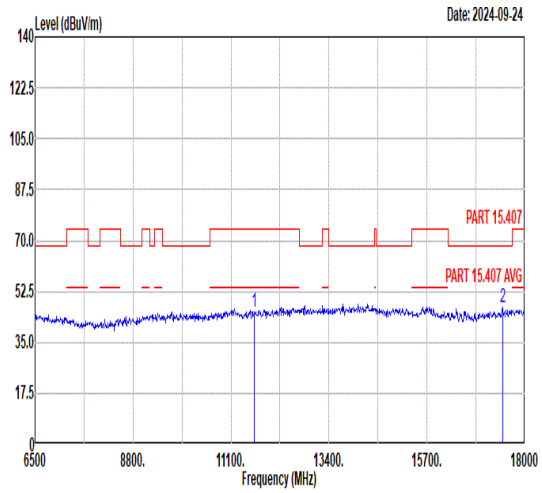 Freq Level Limit Line Margin Read Level Ant Factor Cable Loss Preamp Factor APos TPos Remark MHz dBuV/m dBuV/m dB dBuV dB/m dB dB cm deg 1 11650.00 45.59 74.00 -28.41 59.13 37.92 11.53 62.99 -- -- Peak 2 17475.00 46.84 68.30 -21.46 58.43 40.65 13.23 65.47 -- -- Peak

Mode	39
	Band Edge - L
	U-NII-3_5.725-5.85_802.11n HT40_CH151_5755MHz
ANT	5

Pol.	Horizontal	Fundamental
Peak	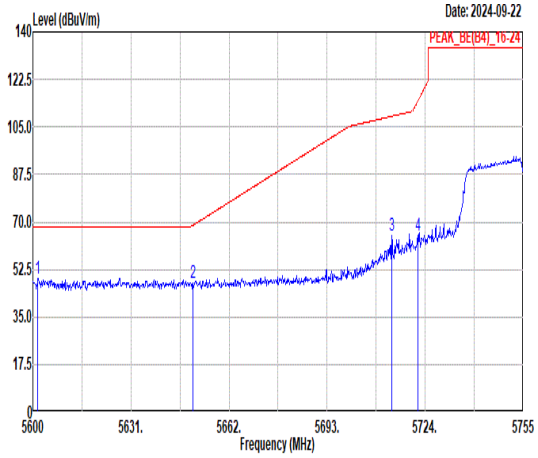 Freq Level Limit Line Margin Read Level Ant Factor Cable Loss Preamp Factor APos TPos Remark MHz dBuV/m dBuV/m dB dBuV dB/m dB dB cm deg 1 5601.55 49.31 68.30 -18.99 38.63 34.96 8.22 32.50 271 360 PEAK 2 5650.53 47.39 68.69 -21.30 36.50 34.99 8.40 32.50 271 360 PEAK 3 5713.46 64.93 108.97 -44.04 53.77 35.03 8.63 32.50 271 360 PEAK 4 5721.68 65.23 114.62 -49.39 54.04 35.03 8.66 32.50 271 360 PEAK	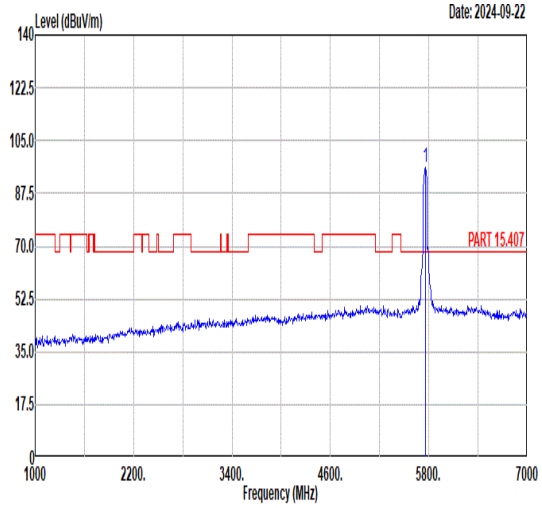 Freq Level Limit Line Margin Read Level Ant Factor Cable Loss Preamp Factor APos TPos Remark MHz dBuV/m dBuV/m dB dBuV dB/m dB dB cm deg 1 5755.00 96.37 ------ ------ 85.02 35.05 8.80 32.50 271 360 PEAK
Avg	Blank	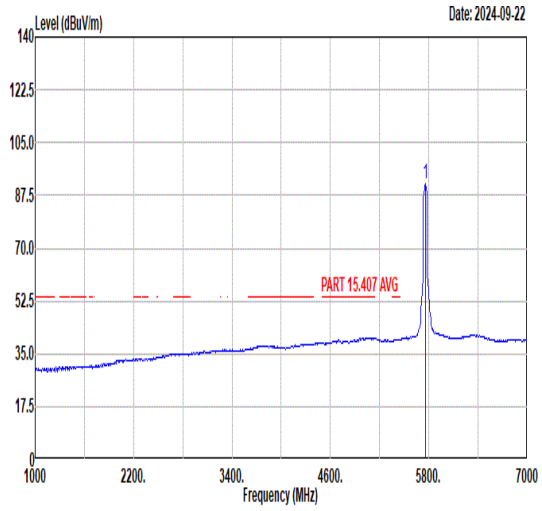 Freq Level Limit Line Margin Read Level Ant Factor Cable Loss Preamp Factor APos TPos Remark MHz dBuV/m dBuV/m dB dBuV dB/m dB dB cm deg 1 5755.00 91.50 ------ ------ 80.15 35.05 8.80 32.50 271 360 AVERAGE

Mode	39	
	Band Edge - R	
	U-NII-3_5.725-5.85_802.11n HT40_CH151_5755MHz	
ANT	5	
Pol.	Horizontal	Fundamental
Peak	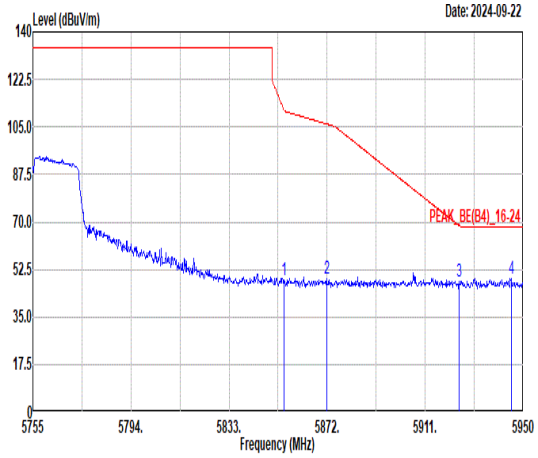 Freq Level Limit Line Margin Read Level Ant Factor Cable Loss Preamp Factor APos TPos Remark MHz dBuV/m dBuV/m dB dBuV dB/m dB dB cm deg 1 5854.84 48.64 111.17 -62.53 37.16 35.11 8.87 32.50 271 360 PEAK 2 5871.81 49.12 106.09 -56.97 37.65 35.12 8.85 32.50 271 360 PEAK 3 5924.46 48.11 68.60 -20.49 36.66 35.16 8.79 32.50 271 360 PEAK 4 5945.32 49.36 68.30 -18.94 37.92 35.17 8.77 32.50 271 360 PEAK	Blank

Mode	39
	Band Edge - L
	U-NII-3_5.725-5.85_802.11n HT40_CH151_5755MHz
ANT	5

Pol.	Vertical	Fundamental
Peak	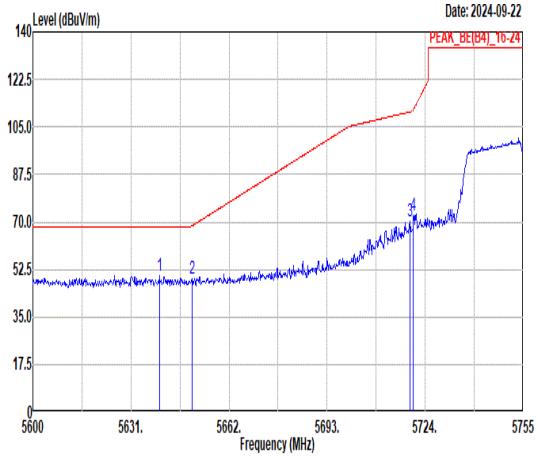 Freq Level Limit Line Margin Read Level Ant Factor Cable Loss Preamp Factor APos TPos Remark MHz dBuV/m dBuV/m dB dBuV dB/m dB dB cm deg 1 5639.99 50.37 68.30 -17.93 39.53 34.98 8.36 32.50 200 326 PEAK 2 5650.22 49.16 68.46 -19.30 38.27 34.99 8.40 32.50 200 326 PEAK 3 5719.20 70.27 110.57 -40.30 59.09 35.03 8.65 32.50 200 326 PEAK 4 5720.28 72.13 111.44 -39.31 60.94 35.03 8.66 32.50 200 326 PEAK	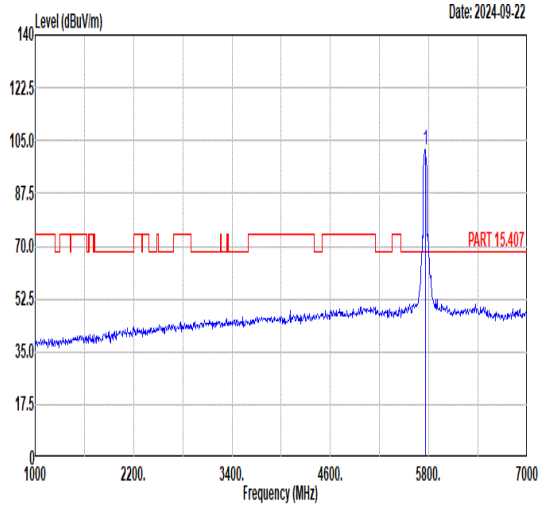 Freq Level Limit Line Margin Read Level Ant Factor Cable Loss Preamp Factor APos TPos Remark MHz dBuV/m dBuV/m dB dBuV dB/m dB dB cm deg 1 5755.00 101.84 ------ ------ 90.52 35.05 8.77 32.50 200 326 PEAK
Avg	Blank	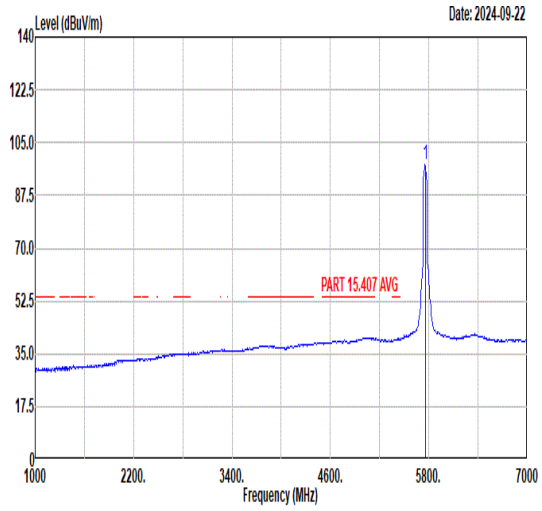 Freq Level Limit Line Margin Read Level Ant Factor Cable Loss Preamp Factor APos TPos Remark MHz dBuV/m dBuV/m dB dBuV dB/m dB dB cm deg 1 5755.00 97.56 ------ ------ 86.24 35.05 8.77 32.50 200 326 AVERAGE

Mode	39	
	Band Edge - R	
	U-NII-3_5.725-5.85_802.11n HT40_CH151_5755MHz	
ANT	5	
Pol.	Vertical	Fundamental
Peak	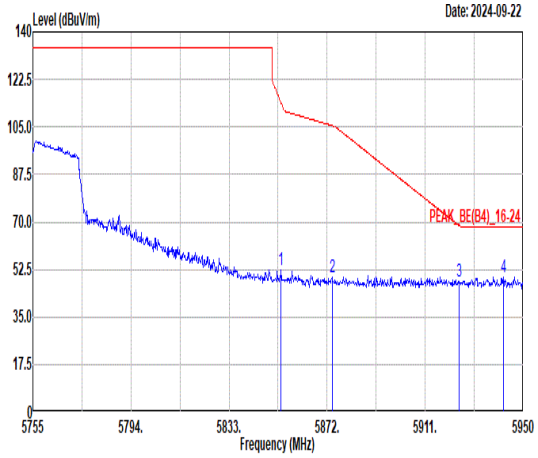 Freq Level Limit Line Margin Read Level Ant Factor Cable Loss Preamp Factor APos TPos Remark MHz dBuV/m dBuV/m dB dBuV dB/m dB dB cm deg 1 5853.67 52.14 113.83 -61.69 40.66 35.11 8.87 32.50 200 326 PEAK 2 5873.95 49.65 105.49 -55.84 38.18 35.12 8.85 32.50 200 326 PEAK 3 5924.46 48.11 68.60 -20.49 36.66 35.16 8.79 32.50 200 326 PEAK 4 5942.01 49.85 68.30 -18.45 38.41 35.17 8.77 32.50 200 326 PEAK	Blank

Mode	40	
	Band Edge - L	
	U-NII-3_5.725-5.85_802.11n HT40_CH159_5795MHz	
ANT	5	
Pol.	Horizontal	Fundamental
Peak	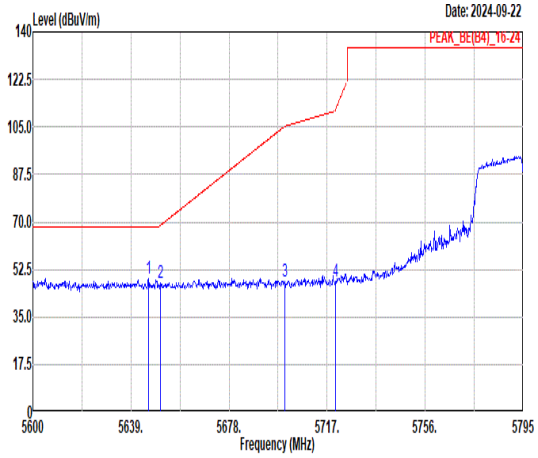 Freq Level Limit Line Margin Read Level Ant Factor Cable Loss Preamp Factor APos TPos Remark MHz dBuV/m dBuV/m dB dBuV dB/m dB dB cm deg 1 5646.02 49.15 68.30 -19.15 38.28 34.99 8.38 32.50 227 360 PEAK 2 5650.70 47.39 68.82 -21.43 36.50 34.99 8.40 32.50 227 360 PEAK 3 5700.04 47.92 105.21 -57.29 36.82 35.02 8.58 32.50 227 360 PEAK 4 5720.32 48.17 111.52 -63.35 36.98 35.03 8.66 32.50 227 360 PEAK	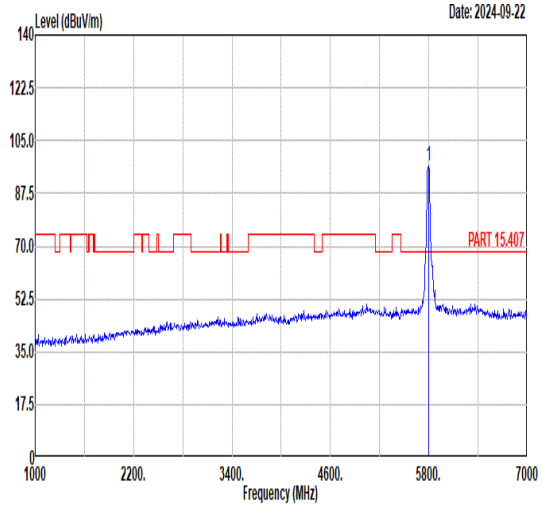 Freq Level Limit Line Margin Read Level Ant Factor Cable Loss Preamp Factor APos TPos Remark MHz dBuV/m dBuV/m dB dBuV dB/m dB dB cm deg 1 5795.00 96.81 ------ ------ 85.30 35.08 8.93 32.50 227 360 PEAK
Avg	Blank	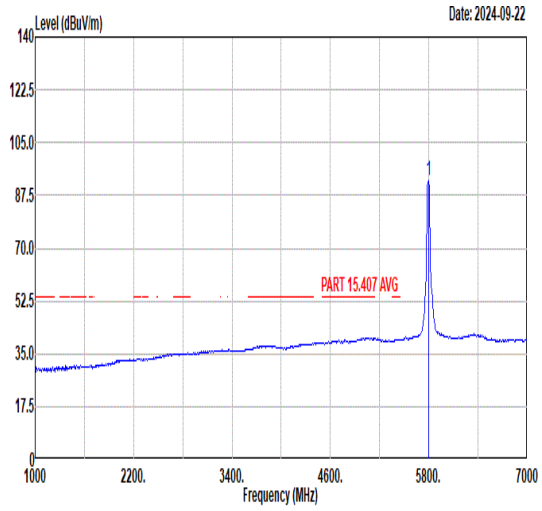 Freq Level Limit Line Margin Read Level Ant Factor Cable Loss Preamp Factor APos TPos Remark MHz dBuV/m dBuV/m dB dBuV dB/m dB dB cm deg 1 5795.00 92.55 ------ ------ 81.04 35.08 8.93 32.50 227 360 AVERAGE

Mode	40	
	Band Edge - R	
	U-NII-3_5.725-5.85_802.11n HT40_CH159_5795MHz	
ANT	5	
Pol.	Horizontal	Fundamental
Peak	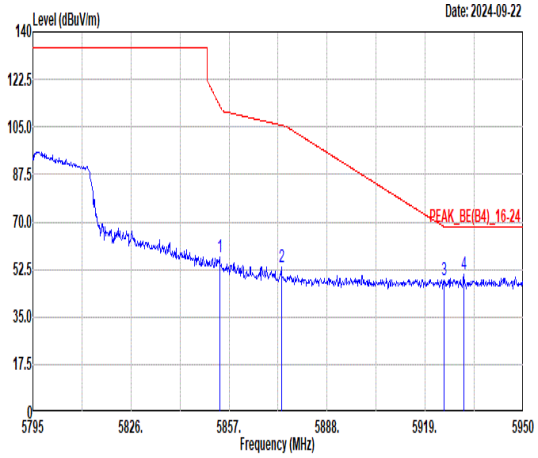 Freq Level Limit Line Margin Read Level Ant Factor Cable Loss Preamp Factor APos TPos Remark MHz dBuV/m dBuV/m dB dBuV dB/m dB dB cm deg 1 5854.06 57.05 112.95 -55.90 45.57 35.11 8.87 32.50 227 360 PEAK 2 5873.59 53.21 105.60 -52.39 41.74 35.12 8.85 32.50 227 360 PEAK 3 5924.89 48.65 68.28 -19.63 37.20 35.16 8.79 32.50 227 360 PEAK 4 5931.25 50.73 68.30 -17.57 39.29 35.16 8.78 32.50 227 360 PEAK	Blank

Mode	40	
	Band Edge - L	
	U-NII-3_5.725-5.85_802.11n HT40_CH159_5795MHz	
ANT	5	
Pol.	Vertical	Fundamental
Peak	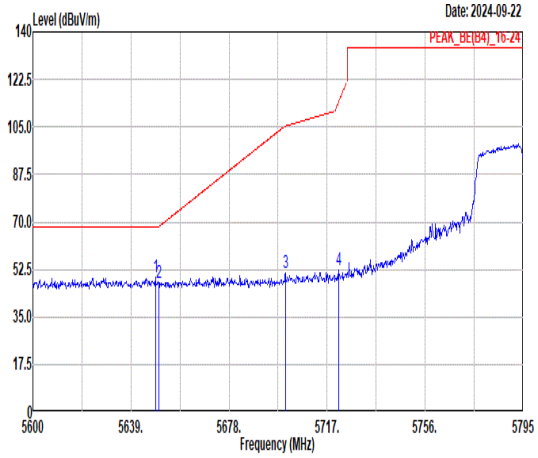 Freq Level Limit Line Margin Read Level Ant Factor Cable Loss Preamp Factor APos TPos Remark MHz dBuV/m dBuV/m dB dBuV dB/m dB dB cm deg 1 5648.75 49.45 68.30 -18.85 38.57 34.99 8.39 32.50 167 0 PEAK 2 5650.12 47.36 68.39 -21.03 36.47 34.99 8.40 32.50 167 0 PEAK 3 5700.43 51.09 105.32 -54.23 39.99 35.02 8.58 32.50 167 0 PEAK 4 5721.49 52.41 114.19 -61.78 41.22 35.03 8.66 32.50 167 0 PEAK	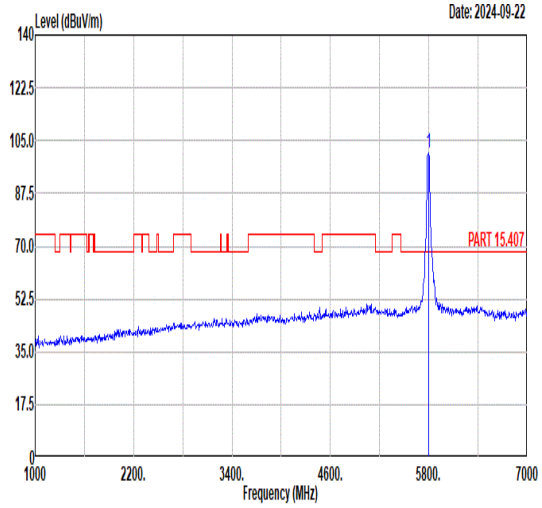 Freq Level Limit Line Margin Read Level Ant Factor Cable Loss Preamp Factor APos TPos Remark MHz dBuV/m dBuV/m dB dBuV dB/m dB dB cm deg 1 5795.00 101.03 ------ ------ 89.52 35.08 8.93 32.50 167 0 PEAK
Avg	Blank	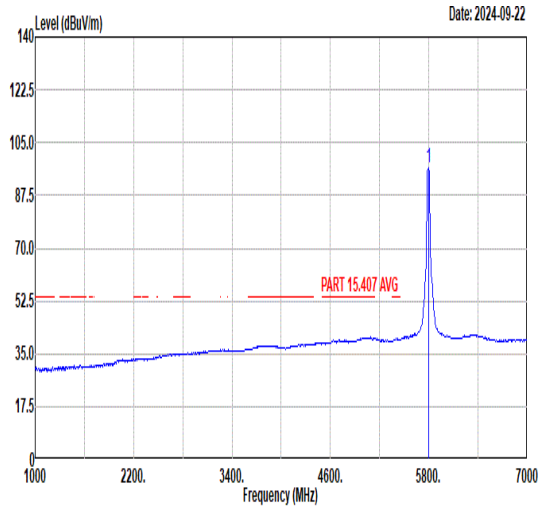 Freq Level Limit Line Margin Read Level Ant Factor Cable Loss Preamp Factor APos TPos Remark MHz dBuV/m dBuV/m dB dBuV dB/m dB dB cm deg 1 5795.00 96.53 ------ ------ 85.01 35.08 8.94 32.50 167 0 AVERAGE

Mode	40	
	Band Edge - R	
	U-NII-3_5.725-5.85_802.11n HT40_CH159_5795MHz	
ANT	5	
Pol.	Vertical	Fundamental
Peak	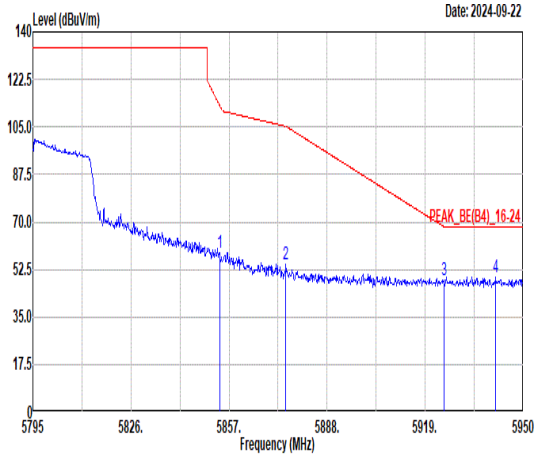 Freq Level Limit Line Margin Read Level Ant Factor Cable Loss Preamp Factor APos TPos Remark MHz dBuV/m dBuV/m dB dBuV dB/m dB dB cm deg 1 5854.06 58.56 112.95 -54.39 47.08 35.11 8.87 32.50 167 0 PEAK 2 5874.98 54.52 105.21 -50.69 43.04 35.13 8.85 32.50 167 0 PEAK 3 5924.89 48.59 68.28 -19.69 37.14 35.16 8.79 32.50 167 0 PEAK 4 5941.32 49.60 68.30 -18.70 38.16 35.17 8.77 32.50 167 0 PEAK	Blank

Mode	41
	Band Edge - L
	U-NII-3_5.725-5.85_802.11ac VHT80_CH155_5775MHz
ANT	5

Pol.	Horizontal	Fundamental
Peak	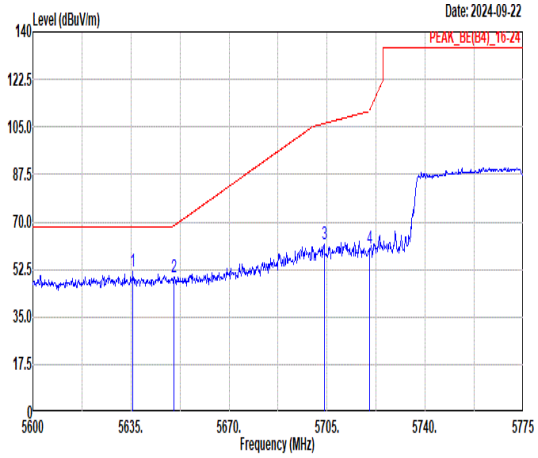 Freq Level Limit Line Margin Read Level Ant Factor Cable Loss Preamp Factor APos TPos Remark MHz dBuV/m dBuV/m dB dBuV dB/m dB dB cm deg 1 5635.70 51.51 68.30 -16.79 40.69 34.98 8.34 32.50 236 13 PEAK 2 5650.23 49.56 68.47 -18.91 38.67 34.99 8.40 32.50 236 13 PEAK 3 5703.95 61.56 106.31 -44.75 50.44 35.02 8.60 32.50 236 13 PEAK 4 5720.05 60.17 110.91 -50.74 48.98 35.03 8.66 32.50 236 13 PEAK	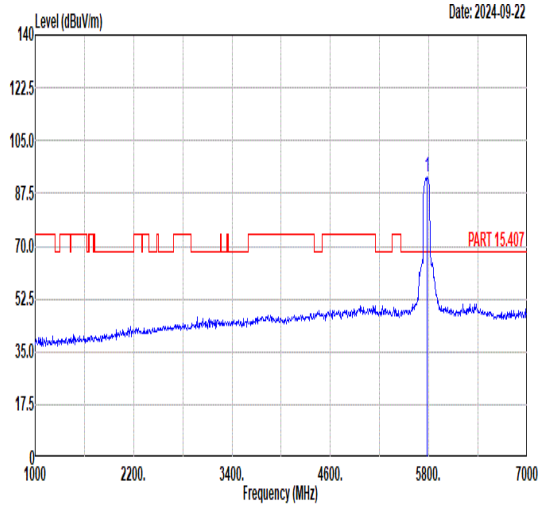 Freq Level Limit Line Margin Read Level Ant Factor Cable Loss Preamp Factor APos TPos Remark MHz dBuV/m dBuV/m dB dBuV dB/m dB dB cm deg 1 5775.00 92.86 ------ ------ 81.44 35.06 8.86 32.50 236 13 PEAK
Avg	Blank	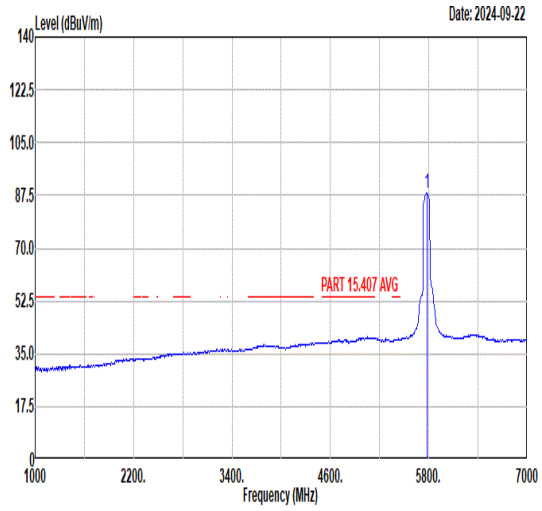 Freq Level Limit Line Margin Read Level Ant Factor Cable Loss Preamp Factor APos TPos Remark MHz dBuV/m dBuV/m dB dBuV dB/m dB dB cm deg 1 5775.00 88.47 ------ ------ 77.05 35.06 8.86 32.50 236 13 AVERAGE

Mode	41	
	Band Edge - R	
	U-NII-3_5.725-5.85_802.11ac VHT80_CH155_5775MHz	
ANT	5	
Pol.	Horizontal	Fundamental
Peak	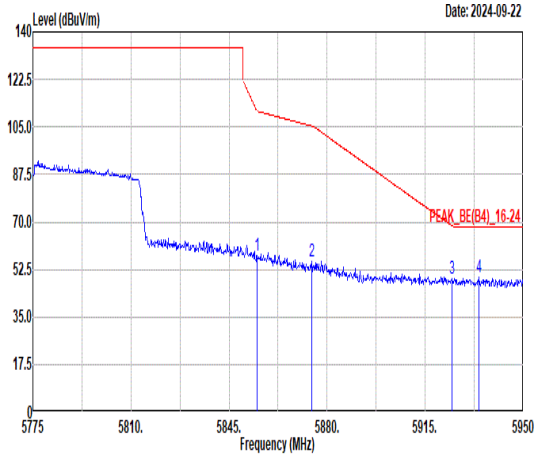 Freq Level Limit Line Margin Read Level Ant Factor Cable Loss Preamp Factor APos TPos Remark MHz dBuV/m dBuV/m dB dBuV dB/m dB dB cm deg 1 5854.98 57.41 110.86 -53.45 45.93 35.11 8.87 32.50 236 13 PEAK 2 5874.40 55.65 105.37 -49.72 44.18 35.12 8.85 32.50 236 13 PEAK 3 5924.45 48.97 68.61 -19.64 37.52 35.16 8.79 32.50 236 13 PEAK 4 5934.25 49.59 68.30 -18.71 38.15 35.16 8.78 32.50 236 13 PEAK	Blank

Mode	41
	Band Edge - L
	U-NII-3_5.725-5.85_802.11ac VHT80_CH155_5775MHz
ANT	5

Pol.	Vertical	Fundamental
Peak	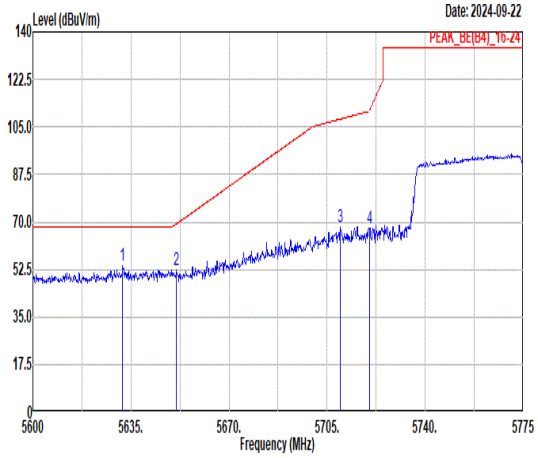 Freq Level Limit Line Margin Read Level Ant Factor Cable Loss Preamp Factor APos TPos Remark MHz dBuV/m dBuV/m dB dBuV dB/m dB dB cm deg 1 5632.03 53.82 68.30 -14.48 43.01 34.98 8.33 32.50 200 333 PEAK 2 5651.28 52.04 69.24 -17.20 41.15 34.99 8.40 32.50 200 333 PEAK 3 5709.73 68.28 107.93 -39.65 57.14 35.02 8.62 32.50 200 333 PEAK 4 5720.05 67.63 110.91 -43.28 56.44 35.03 8.66 32.50 200 333 PEAK	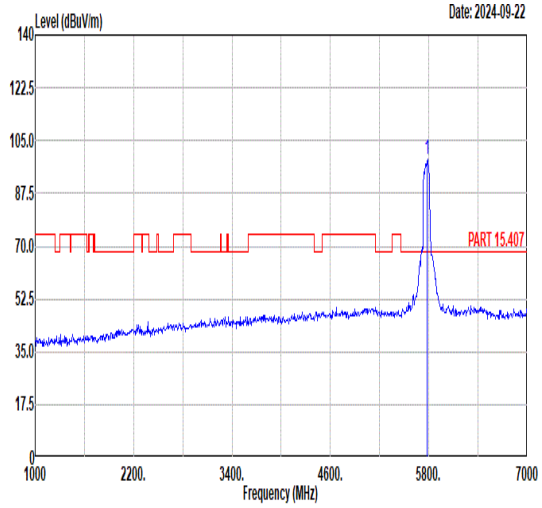 Freq Level Limit Line Margin Read Level Ant Factor Cable Loss Preamp Factor APos TPos Remark MHz dBuV/m dBuV/m dB dBuV dB/m dB dB cm deg 1 5775.00 98.58 ------ ------ 87.10 35.07 8.91 32.50 200 333 PEAK
Avg	Blank	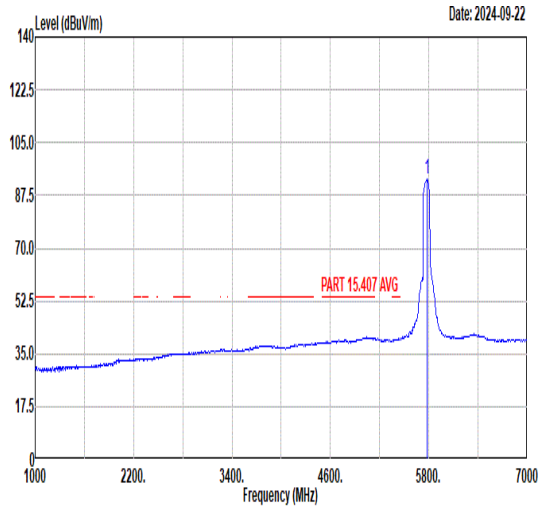 Freq Level Limit Line Margin Read Level Ant Factor Cable Loss Preamp Factor APos TPos Remark MHz dBuV/m dBuV/m dB dBuV dB/m dB dB cm deg 1 5775.00 92.92 ------ ------ 81.47 35.07 8.88 32.50 200 333 AVERAGE

Mode	41	
	Band Edge - R	
	U-NII-3_5.725-5.85_802.11ac VHT80_CH155_5775MHz	
ANT	5	
Pol.	Vertical	Fundamental
Peak	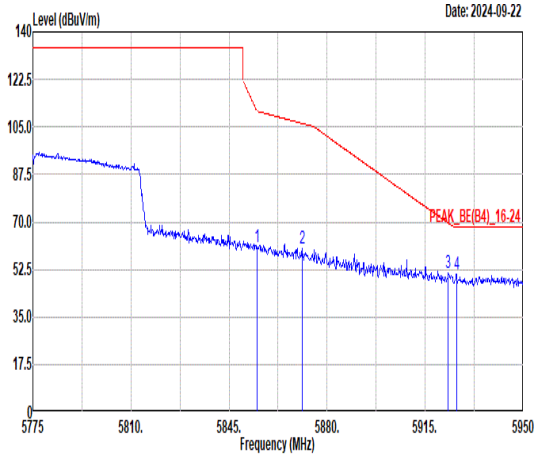 Freq Level Limit Line Margin Read Level Ant Factor Cable Loss Preamp Factor APos TPos Remark MHz dBuV/m dBuV/m dB dBuV dB/m dB dB cm deg 1 5854.98 60.56 110.86 -50.30 49.08 35.11 8.87 32.50 200 333 PEAK 2 5871.08 60.24 106.30 -46.06 48.77 35.12 8.85 32.50 200 333 PEAK 3 5923.23 51.08 69.51 -18.43 39.64 35.15 8.79 32.50 200 333 PEAK 4 5926.20 50.67 68.30 -17.63 39.22 35.16 8.79 32.50 200 333 PEAK	Blank

Mode	41	
	Harmonic	
	U-NII-3_5.725-5.85_802.11ac VHT80_CH155_5775MHz	
ANT	5	
Pol.	Horizontal	Vertical
Peak Avg	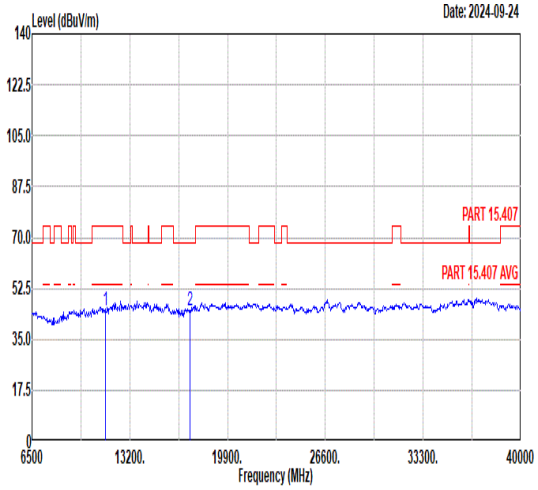 Freq Level Limit Line Margin Read Level Ant Factor Cable Loss Preamp Factor APos TPos Remark MHz dBuV/m dBuV/m dB dBuV dB/m dB dB cm deg 1 11550.00 44.79 74.00 -29.21 58.40 37.84 11.48 62.93 -- -- Peak 2 17325.00 44.83 68.30 -23.47 56.59 40.41 13.19 65.36 -- -- Peak	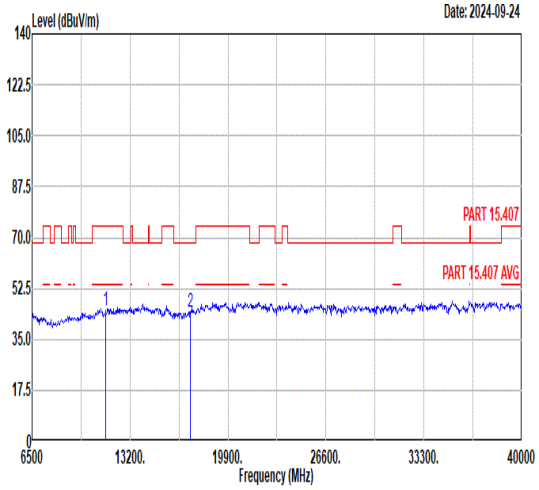 Freq Level Limit Line Margin Read Level Ant Factor Cable Loss Preamp Factor APos TPos Remark MHz dBuV/m dBuV/m dB dBuV dB/m dB dB cm deg 1 11550.00 44.92 74.00 -29.08 58.53 37.84 11.48 62.93 -- -- Peak 2 17325.00 44.18 68.30 -24.12 55.94 40.41 13.19 65.36 -- -- Peak

Mode	42	
	Harmonic	
	U-NII-2A_5.15-5.25_802.11a_CH36_LF_5180MHz	
ANT	5	
Pol.	Horizontal	Vertical
Peak Avg	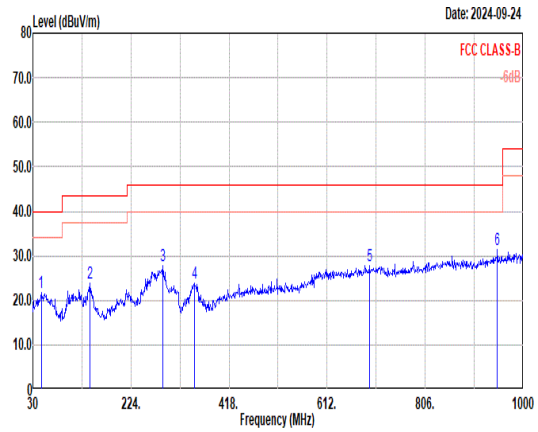 Freq Level Limit Line Margin Read Level Ant Factor Cable Loss Preamp Factor APos TPos Remark MHz dBuV/m dBuV/m dB dBuV dB/m dB dB cm deg 1 46.49 21.87 40.00 -18.13 36.56 19.62 0.69 35.00 -- -- Peak 2 142.52 23.81 43.50 -19.69 38.93 18.35 1.25 34.72 -- -- Peak 3 287.05 27.91 46.00 -18.09 42.06 18.72 1.76 34.63 -- -- Peak 4 349.13 23.91 46.00 -22.09 36.37 20.20 1.94 34.60 -- -- Peak 5 695.42 27.71 46.00 -18.29 32.30 27.02 2.80 34.41 -- -- Peak 6 948.59 31.41 46.00 -14.59 32.71 29.74 3.26 34.30 -- -- Peak	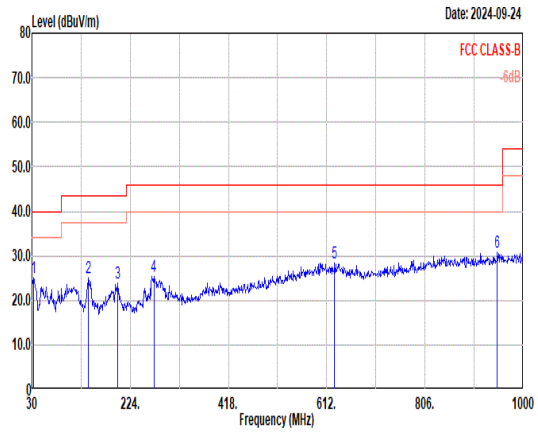 Freq Level Limit Line Margin Read Level Ant Factor Cable Loss Preamp Factor APos TPos Remark MHz dBuV/m dBuV/m dB dBuV dB/m dB dB cm deg 1 33.88 24.98 40.00 -15.02 40.82 18.46 0.57 34.87 -- -- Peak 2 141.55 25.03 43.50 -18.47 40.23 18.27 1.25 34.72 -- -- Peak 3 198.78 23.84 43.50 -19.66 41.01 16.05 1.48 34.70 -- -- Peak 4 270.56 25.31 46.00 -20.69 40.05 18.21 1.71 34.66 -- -- Peak 5 627.52 28.40 46.00 -17.60 34.10 26.18 2.66 34.54 -- -- Peak 6 948.59 30.69 46.00 -15.31 31.99 29.74 3.26 34.30 -- -- Peak

Mode	43	
	Harmonic	
	U-NII-3_5.725-5.85_802.11ac VHT80_CH155_LF_5775MHz	
ANT	5	
Pol.	Horizontal	Vertical
Peak Avg	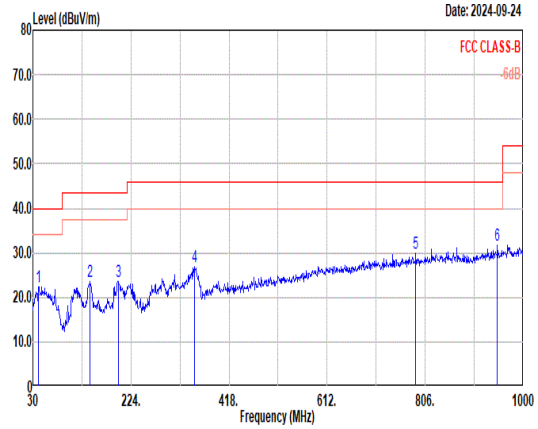 Freq Level Limit Line Margin Read Level Ant Factor Cable Loss Preamp Factor APos TPos Remark MHz dBuV/m dBuV/m dB dBuV dB/m dB dB cm deg 1 41.64 22.43 40.00 -17.57 37.30 19.41 0.65 34.93 -- -- Peak 2 143.49 23.41 43.50 -20.09 38.44 18.43 1.26 34.72 -- -- Peak 3 198.78 23.67 43.50 -19.83 40.84 16.05 1.48 34.70 -- -- Peak 4 349.13 26.89 46.00 -19.11 39.35 20.20 1.94 34.60 -- -- Peak 5 787.57 29.91 46.00 -16.09 33.45 27.78 3.01 34.33 -- -- Peak 6 948.59 31.72 46.00 -14.28 33.02 29.74 3.26 34.30 -- -- Peak	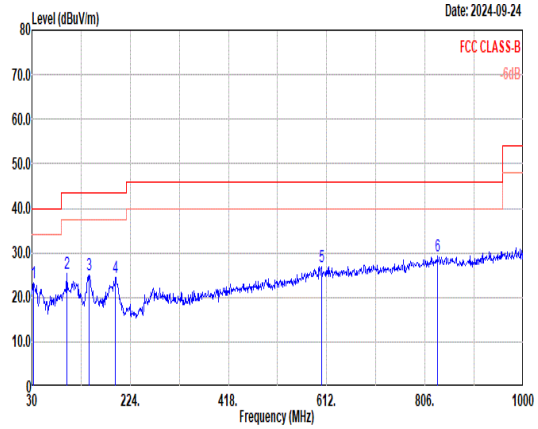 Freq Level Limit Line Margin Read Level Ant Factor Cable Loss Preamp Factor APos TPos Remark MHz dBuV/m dBuV/m dB dBuV dB/m dB dB cm deg 1 33.88 23.20 40.00 -16.80 39.04 18.46 0.57 34.87 -- -- Peak 2 98.87 25.34 43.50 -18.16 44.32 14.78 1.04 34.80 -- -- Peak 3 143.49 24.95 43.50 -18.55 39.98 18.43 1.26 34.72 -- -- Peak 4 194.90 24.34 43.50 -19.16 41.29 16.28 1.47 34.70 -- -- Peak 5 601.33 26.99 46.00 -19.01 32.89 26.09 2.61 34.60 -- -- Peak 6 831.22 29.15 46.00 -16.85 31.94 28.44 3.07 34.30 -- -- Peak

Mode	44	
	Band Edge	
	COTX	
ANT	5	
Pol.	Horizontal	Fundamental
Peak	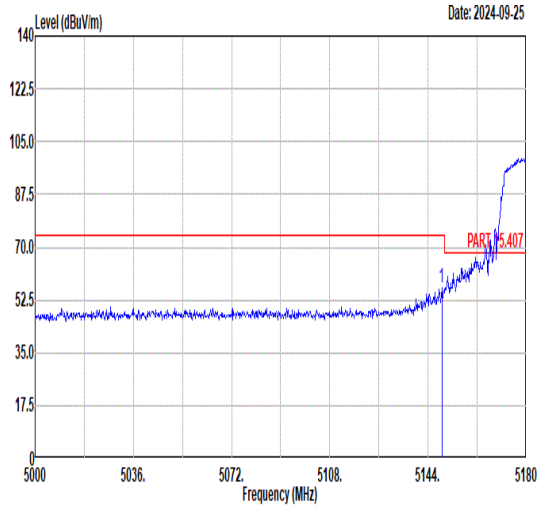 Freq Level Limit Line Margin Read Level Ant Factor Cable Loss Preamp Factor APos TPos Remark MHz dBuV/m dBuV/m dB dBuV dB/m dB dB cm deg 1 5149.04 56.45 74.00 -17.55 46.55 34.62 7.92 32.64 244 360 PEAK	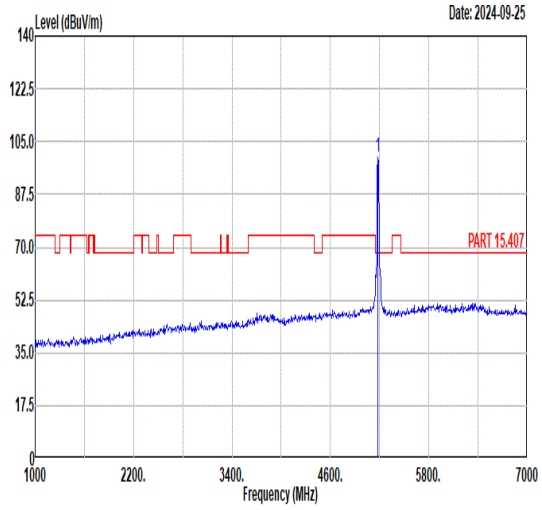 Freq Level Limit Line Margin Read Level Ant Factor Cable Loss Preamp Factor APos TPos Remark MHz dBuV/m dBuV/m dB dBuV dB/m dB dB cm deg 1 5180.00 100.09 ------ ------ 90.13 34.65 7.94 32.63 244 360 PEAK
Avg	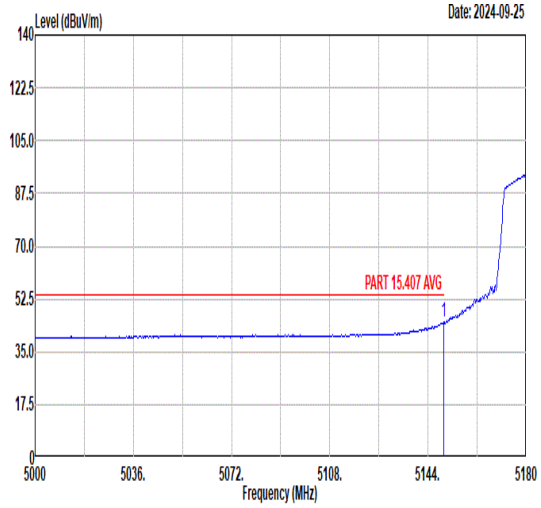 Freq Level Limit Line Margin Read Level Ant Factor Cable Loss Preamp Factor APos TPos Remark MHz dBuV/m dBuV/m dB dBuV dB/m dB dB cm deg 1 5149.76 44.87 54.00 -9.13 34.97 34.62 7.92 32.64 244 360 AVERAGE	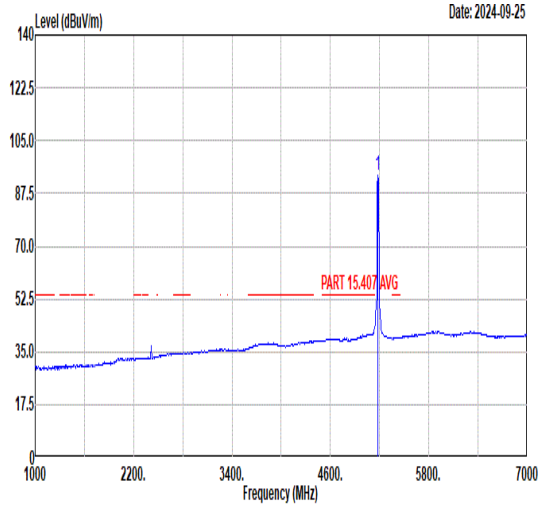 Freq Level Limit Line Margin Read Level Ant Factor Cable Loss Preamp Factor APos TPos Remark MHz dBuV/m dBuV/m dB dBuV dB/m dB dB cm deg 1 5180.00 93.68 ------ ------ 83.72 34.65 7.94 32.63 244 360 AVERAGE

Mode	44	
	Band Edge	
	COTX	
ANT	5	
Pol.	Vertical	Fundamental
Peak	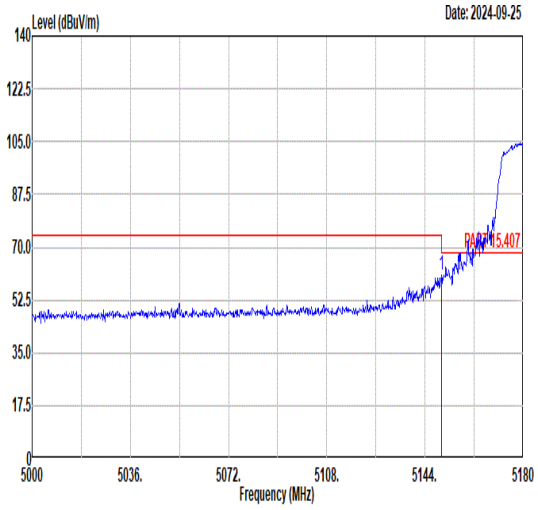 Freq Level Limit Line Margin Read Level Ant Factor Cable Loss Preamp Factor APos TPos Remark MHz dBuV/m dBuV/m dB dBuV dB/m dB dB cm deg 1 5149.94 60.60 74.00 -13.40 50.70 34.62 7.92 32.64 200 337 PEAK	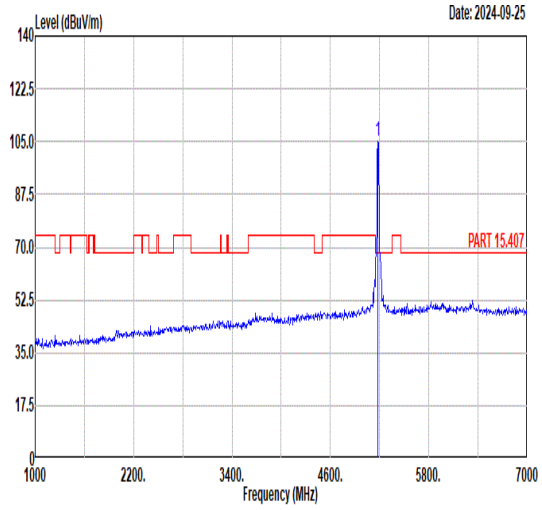 Freq Level Limit Line Margin Read Level Ant Factor Cable Loss Preamp Factor APos TPos Remark MHz dBuV/m dBuV/m dB dBuV dB/m dB dB cm deg 1 5180.00 105.04 ------ ------ 95.08 34.65 7.94 32.63 200 337 PEAK
Avg	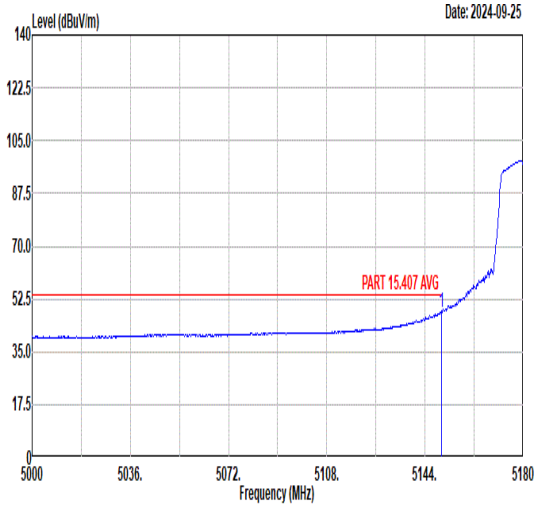 Freq Level Limit Line Margin Read Level Ant Factor Cable Loss Preamp Factor APos TPos Remark MHz dBuV/m dBuV/m dB dBuV dB/m dB dB cm deg 1 5149.94 48.17 54.00 -5.83 38.27 34.62 7.92 32.64 200 337 AVERAGE	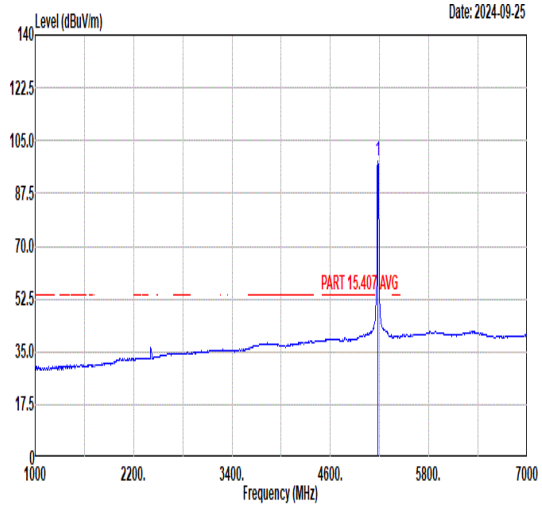 Freq Level Limit Line Margin Read Level Ant Factor Cable Loss Preamp Factor APos TPos Remark MHz dBuV/m dBuV/m dB dBuV dB/m dB dB cm deg 1 5180.00 98.42 ------ ------ 88.46 34.65 7.94 32.63 200 337 AVERAGE

Mode	44	
	Harmonic	
	COTX	
ANT	5	
Pol.	Horizontal	Vertical
Peak Avg	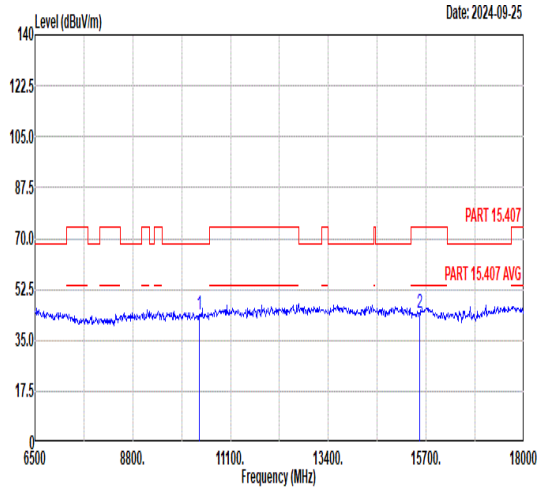 Freq Level Limit Line Margin Read Level Ant Factor Cable Loss Preamp Factor APos TPos Remark MHz dBuV/m dBuV/m dB dBuV dB/m dB dB cm deg 1 10360.00 43.71 68.30 -24.59 60.24 37.33 10.73 64.59 -- -- Peak 2 15540.00 44.47 74.00 -29.53 56.20 38.93 12.72 63.38 -- -- Peak	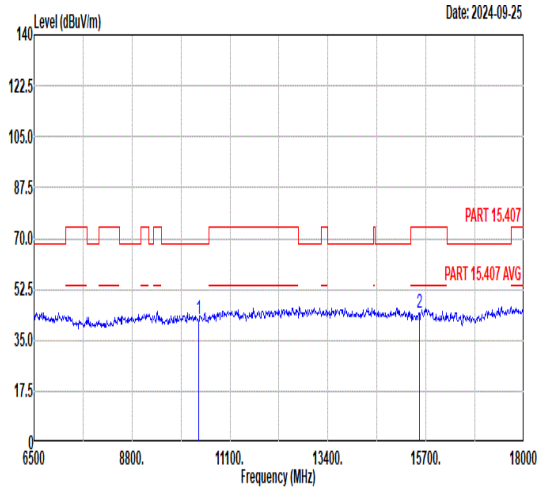 Freq Level Limit Line Margin Read Level Ant Factor Cable Loss Preamp Factor APos TPos Remark MHz dBuV/m dBuV/m dB dBuV dB/m dB dB cm deg 1 10360.00 42.28 68.30 -26.02 58.81 37.33 10.73 64.59 -- -- Peak 2 15540.00 44.41 74.00 -29.59 56.14 38.93 12.72 63.38 -- -- Peak

Mode	45	
	Band Edge	
	COTX	
ANT	5	
Pol.	Horizontal	Fundamental
Peak	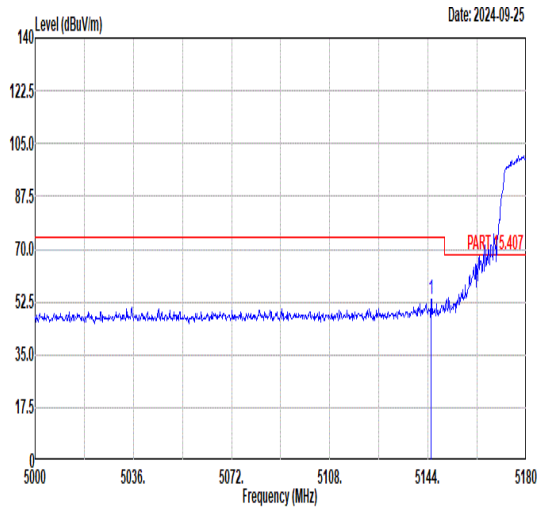 Freq Level Limit Line Margin Read Level Ant Factor Cable Loss Preamp Factor APos TPos Remark MHz dBuV/m dBuV/m dB dBuV dB/m dB dB cm deg 1 5145.08 53.33 74.00 -20.67 43.43 34.62 7.92 32.64 338 17 PEAK	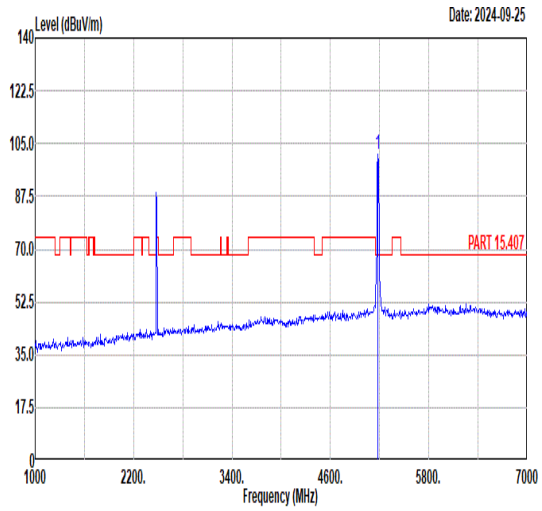 Freq Level Limit Line Margin Read Level Ant Factor Cable Loss Preamp Factor APos TPos Remark MHz dBuV/m dBuV/m dB dBuV dB/m dB dB cm deg 1 5180.00 101.42 ------ ------ 91.46 34.65 7.94 32.63 338 17 PEAK
Avg	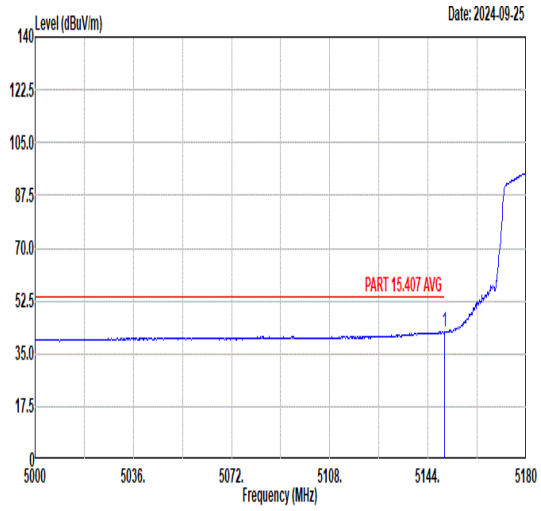 Freq Level Limit Line Margin Read Level Ant Factor Cable Loss Preamp Factor APos TPos Remark MHz dBuV/m dBuV/m dB dBuV dB/m dB dB cm deg 1 5149.94 42.19 54.00 -11.81 32.29 34.62 7.92 32.64 338 17 AVERAGE	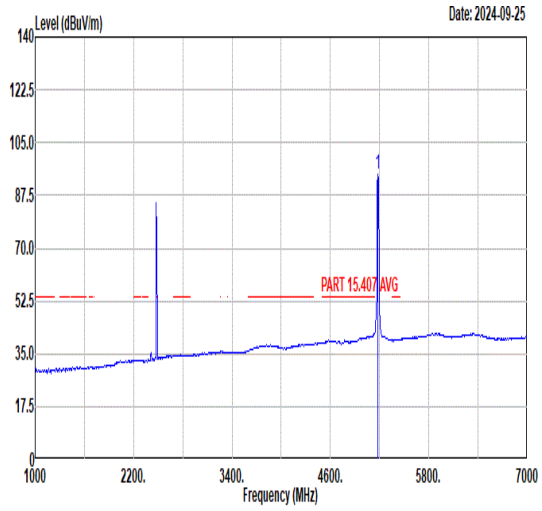 Freq Level Limit Line Margin Read Level Ant Factor Cable Loss Preamp Factor APos TPos Remark MHz dBuV/m dBuV/m dB dBuV dB/m dB dB cm deg 1 5180.00 94.78 ------ ------ 84.82 34.65 7.94 32.63 338 17 AVERAGE

Remark: In co-location mode, the signals exceeding the limit are all the fundamental frequency which can be ignored.

Mode	45	
	Band Edge	
	COTX	
ANT	5	
Pol.	Vertical	Fundamental
Peak	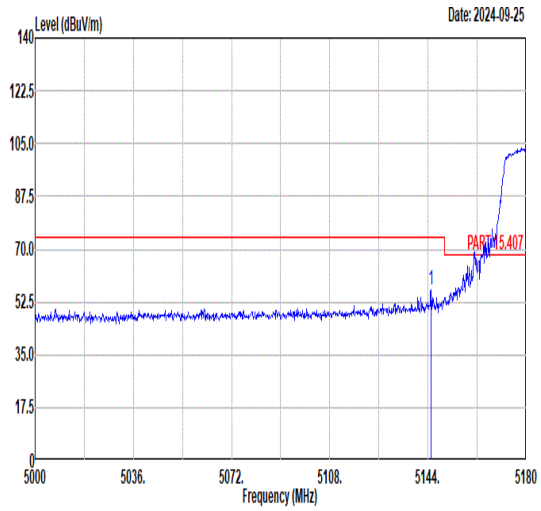 Freq Level Limit Line Margin Read Level Ant Factor Cable Loss Preamp Factor APos TPos Remark MHz dBuV/m dBuV/m dB dBuV dB/m dB dB cm deg 1 5145.08 56.40 74.00 -17.60 46.50 34.62 7.92 32.64 206 322 PEAK	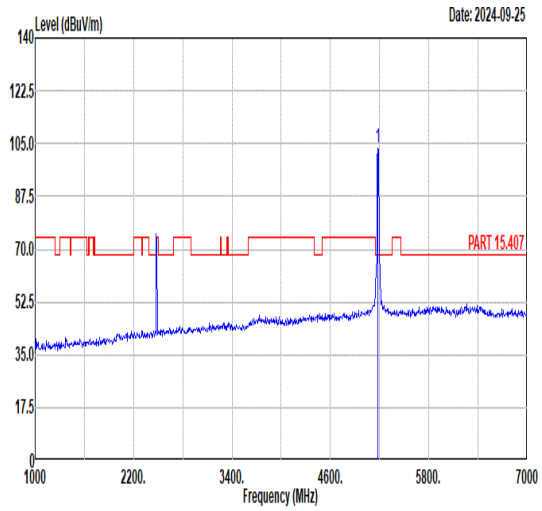 Freq Level Limit Line Margin Read Level Ant Factor Cable Loss Preamp Factor APos TPos Remark MHz dBuV/m dBuV/m dB dBuV dB/m dB dB cm deg 1 5180.00 103.72 ------ ------ 93.76 34.65 7.94 32.63 206 322 PEAK
Avg	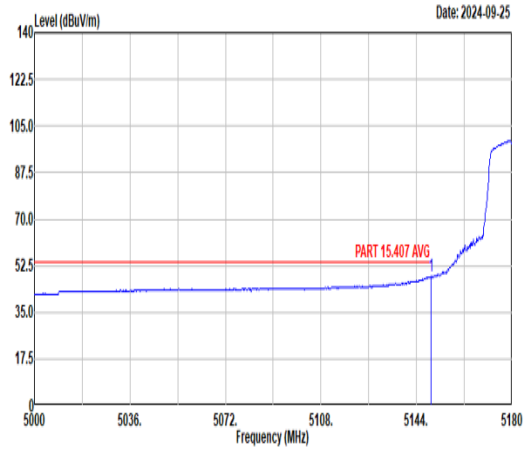 Freq Level Limit Line Margin Read Level Ant Factor Cable Loss Preamp Factor APos TPos Remark MHz dBuV/m dBuV/m dB dBuV dB/m dB dB cm deg 1 5149.58 48.35 54.00 -5.65 38.45 34.62 7.92 32.64 206 322 AVERAGE	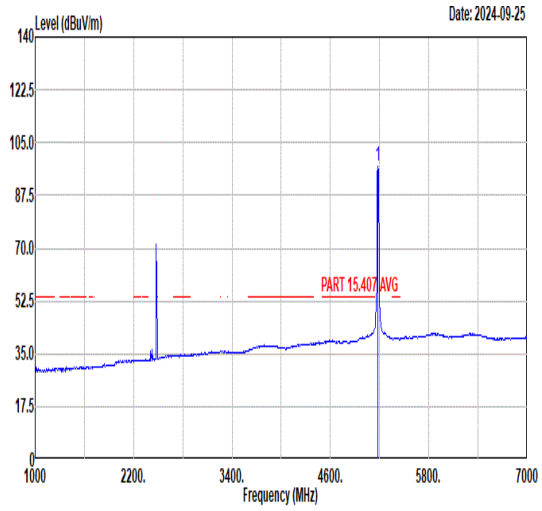 Freq Level Limit Line Margin Read Level Ant Factor Cable Loss Preamp Factor APos TPos Remark MHz dBuV/m dBuV/m dB dBuV dB/m dB dB cm deg 1 5180.00 97.35 ------ ------ 87.40 34.64 7.94 32.63 206 322 AVERAGE

Remark: In co-location mode, the signals exceeding the limit are all the fundamental frequency which can be ignored.

Mode	45	
	Band Edge	
	COTX	
ANT	5	
Pol.	Horizontal	Fundamental
Peak	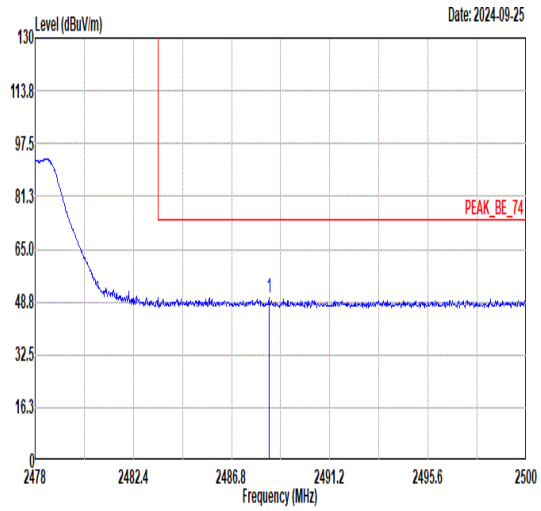 Freq Level Limit Line Margin Read Level Ant Factor Cable Loss Preamp Factor APos TPos Remark MHz dBuV/m dBuV/m dB dBuV dB/m dB dB cm deg 1 2488.47 50.03 74.00 -23.97 47.74 30.87 4.93 33.51 385 46 PEAK	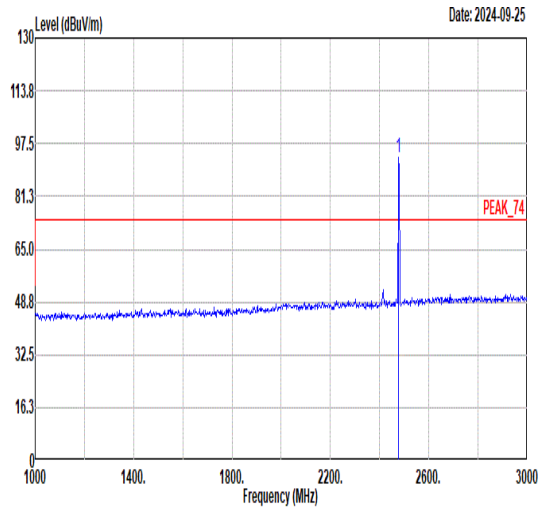 Freq Level Limit Line Margin Read Level Ant Factor Cable Loss Preamp Factor APos TPos Remark MHz dBuV/m dBuV/m dB dBuV dB/m dB dB cm deg 1 2478.00 92.99 ------ ------ 90.77 30.83 4.91 33.52 385 46 PEAK
Avg	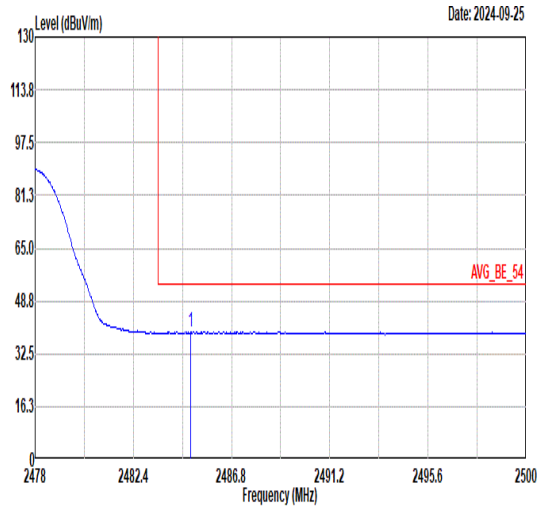 Freq Level Limit Line Margin Read Level Ant Factor Cable Loss Preamp Factor APos TPos Remark MHz dBuV/m dBuV/m dB dBuV dB/m dB dB cm deg 1 2484.97 39.17 54.00 -14.83 36.90 30.86 4.92 33.51 385 46 AVERAGE	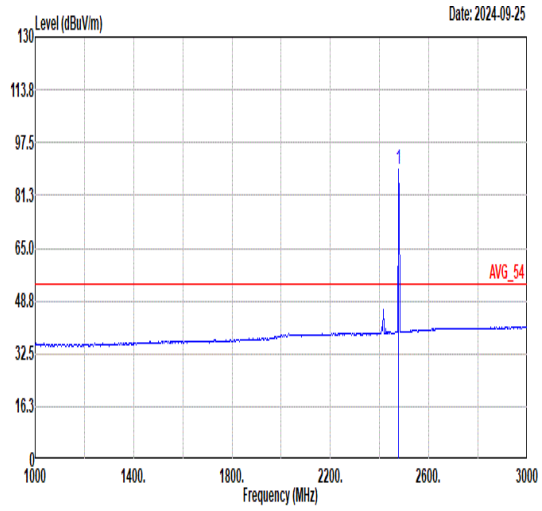 Freq Level Limit Line Margin Read Level Ant Factor Cable Loss Preamp Factor APos TPos Remark MHz dBuV/m dBuV/m dB dBuV dB/m dB dB cm deg 1 2478.00 89.34 ------ ------ 87.12 30.83 4.91 33.52 385 46 AVERAGE

Mode	45	
	Band Edge	
	COTX	
ANT	5	
Pol.	Vertical	Fundamental
Peak	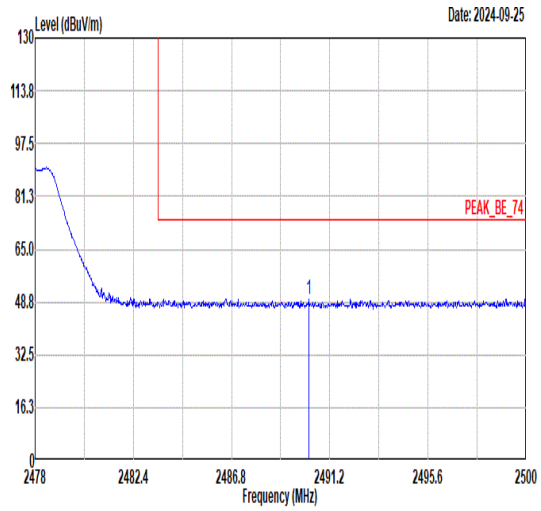 Freq Level Limit Line Margin Read Level Ant Factor Cable Loss Preamp Factor APos TPos Remark 1 2490.28 49.58 74.00 -24.42 47.28 30.88 4.93 33.51 159 193 PEAK	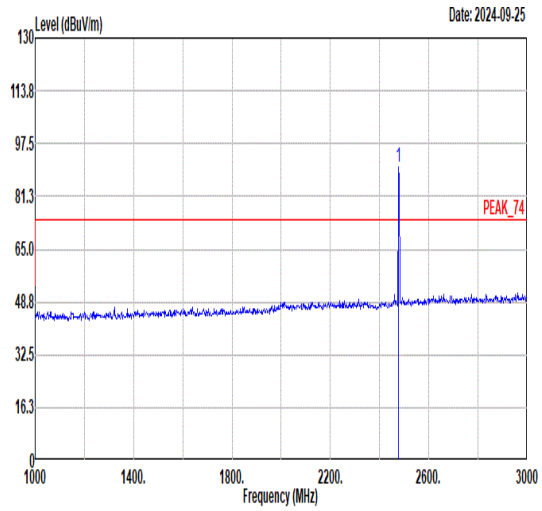 Freq Level Limit Line Margin Read Level Ant Factor Cable Loss Preamp Factor APos TPos Remark 1 2478.00 90.16 ------ ------ 87.94 30.83 4.91 33.52 159 193 PEAK
Avg	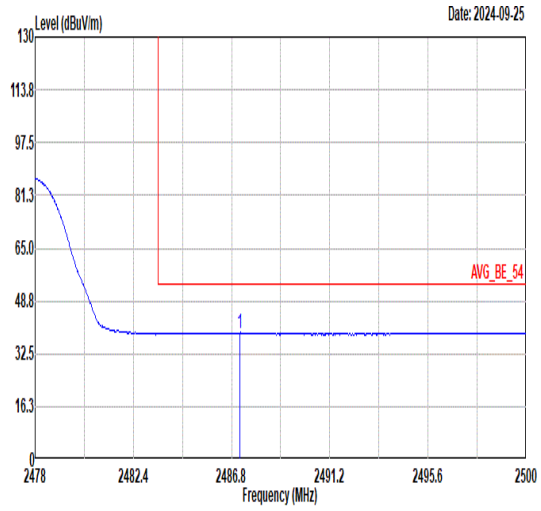 Freq Level Limit Line Margin Read Level Ant Factor Cable Loss Preamp Factor APos TPos Remark 1 2487.17 39.00 54.00 -15.00 36.71 30.87 4.93 33.51 159 193 AVERAGE	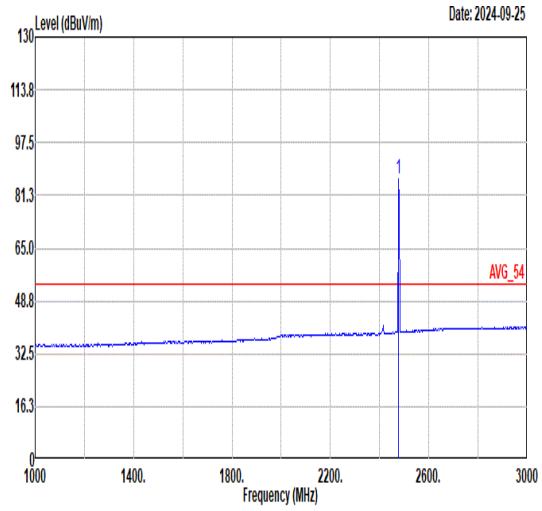 Freq Level Limit Line Margin Read Level Ant Factor Cable Loss Preamp Factor APos TPos Remark 1 2478.00 86.43 ------ ------ 84.21 30.83 4.91 33.52 159 193 AVERAGE

Mode	45	
	Harmonic	
	COTX	
ANT	5	
Pol.	Horizontal	Vertical
Peak Avg	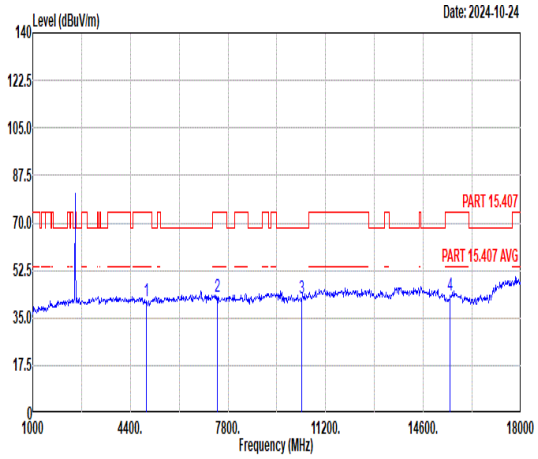 Freq Level Limit Line Margin Read Level Ant Factor Cable Loss Preamp Factor APos TPos Remark MHz dBuV/m dBuV/m dB dBuV dB/m dB dB cm deg 1 4956.00 41.41 74.00 -32.59 64.45 34.44 7.80 65.28 -- -- Peak 2 7434.00 42.87 74.00 -31.13 62.82 35.41 9.19 64.55 -- -- Peak 3 10360.00 42.46 68.30 -25.84 58.99 37.33 10.73 64.59 -- -- Peak 4 15540.00 43.22 74.00 -30.78 54.95 38.93 12.72 63.38 -- -- Peak	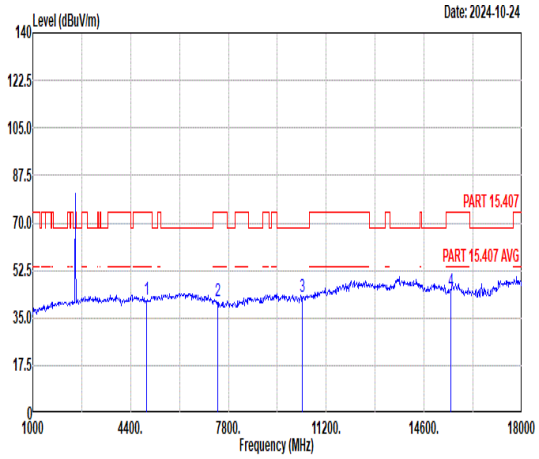 Freq Level Limit Line Margin Read Level Ant Factor Cable Loss Preamp Factor APos TPos Remark MHz dBuV/m dBuV/m dB dBuV dB/m dB dB cm deg 1 4956.00 41.78 74.00 -32.22 64.82 34.44 7.80 65.28 -- -- Peak 2 7434.00 41.13 74.00 -32.87 61.08 35.41 9.19 64.55 -- -- Peak 3 10360.00 42.94 68.30 -25.36 59.47 37.33 10.73 64.59 -- -- Peak 4 15540.00 45.07 74.00 -28.93 56.80 38.93 12.72 63.38 -- -- Peak

Mode	46	
	Band Edge	
	U-NII-1_5.15-5.25_802.11a_CH36_5180MHz	
ANT	5	
Pol.	Horizontal	Fundamental
Peak	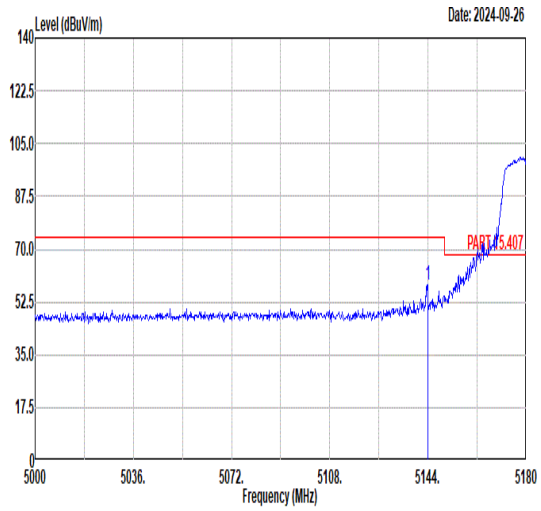 Freq Level Limit Line Margin Read Level Ant Factor Cable Loss Preamp Factor APos TPos Remark MHz dBuV/m dBuV/m dB dBuV dB/m dB dB cm deg 1 5143.82 58.04 74.00 -15.96 48.15 34.62 7.91 32.64 206 360 PEAK	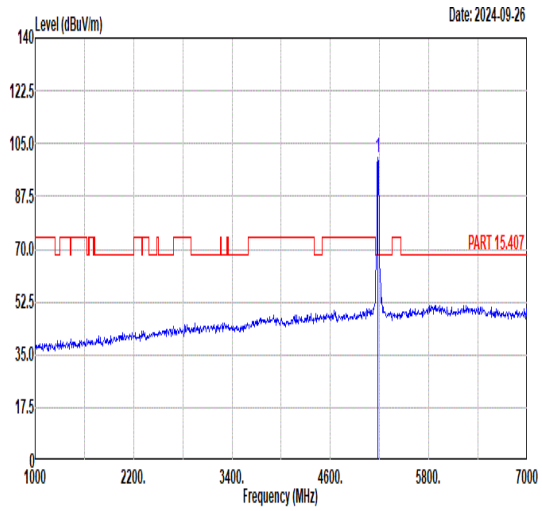 Freq Level Limit Line Margin Read Level Ant Factor Cable Loss Preamp Factor APos TPos Remark MHz dBuV/m dBuV/m dB dBuV dB/m dB dB cm deg 1 5180.00 100.29 ------ ------ 90.34 34.64 7.94 32.63 206 360 PEAK
Avg	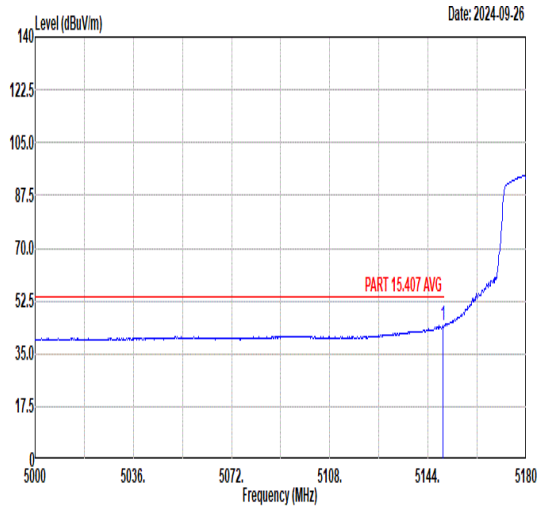 Freq Level Limit Line Margin Read Level Ant Factor Cable Loss Preamp Factor APos TPos Remark MHz dBuV/m dBuV/m dB dBuV dB/m dB dB cm deg 1 5149.40 44.35 54.00 -9.65 34.45 34.62 7.92 32.64 206 360 AVERAGE	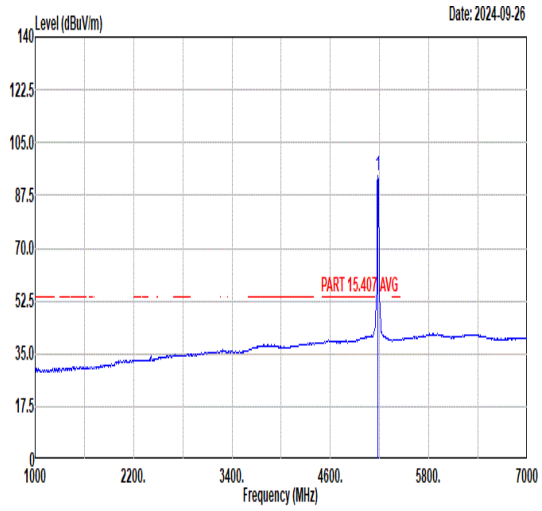 Freq Level Limit Line Margin Read Level Ant Factor Cable Loss Preamp Factor APos TPos Remark MHz dBuV/m dBuV/m dB dBuV dB/m dB dB cm deg 1 5180.00 94.15 ------ ------ 84.19 34.65 7.94 32.63 206 360 AVERAGE

Mode	46	
	Band Edge	
	U-NII-1_5.15-5.25_802.11a_CH36_5180MHz	
ANT	5	
Pol.	Vertical	Fundamental
Peak	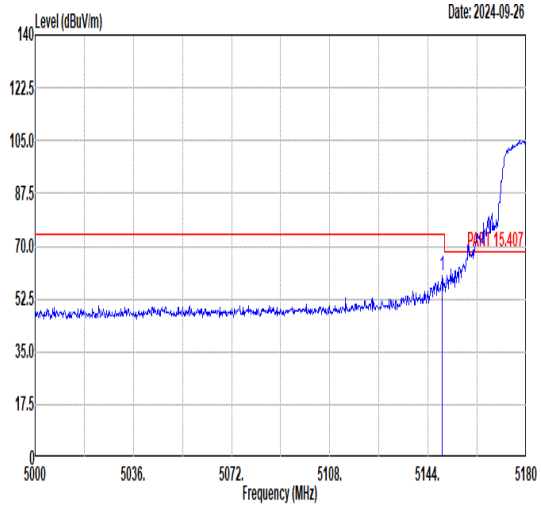 Freq Level Limit Line Margin Read Level Ant Factor Cable Loss Preamp Factor APos TPos Remark MHz dBuV/m dBuV/m dB dBuV dB/m dB dB cm deg 1 5149.22 60.42 74.00 -13.58 50.52 34.62 7.92 32.64 200 340 PEAK	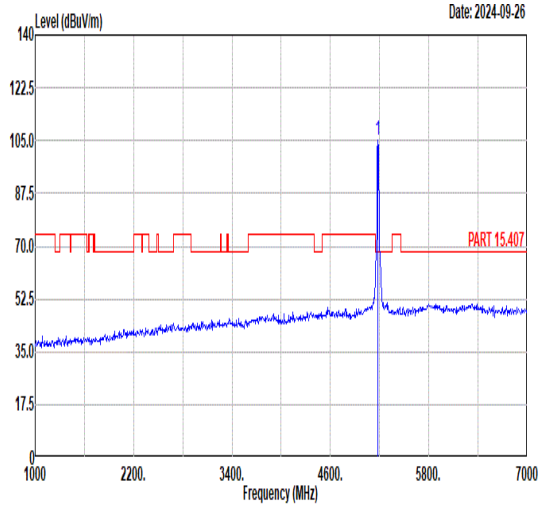 Freq Level Limit Line Margin Read Level Ant Factor Cable Loss Preamp Factor APos TPos Remark MHz dBuV/m dBuV/m dB dBuV dB/m dB dB cm deg 1 5180.00 104.97 ------ ------ 95.01 34.65 7.94 32.63 200 340 PEAK
Avg	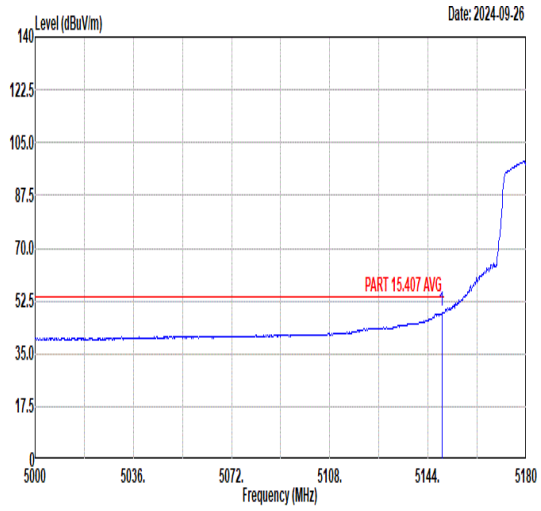 Freq Level Limit Line Margin Read Level Ant Factor Cable Loss Preamp Factor APos TPos Remark MHz dBuV/m dBuV/m dB dBuV dB/m dB dB cm deg 1 5149.04 49.25 54.00 -4.75 39.35 34.62 7.92 32.64 200 340 AVERAGE	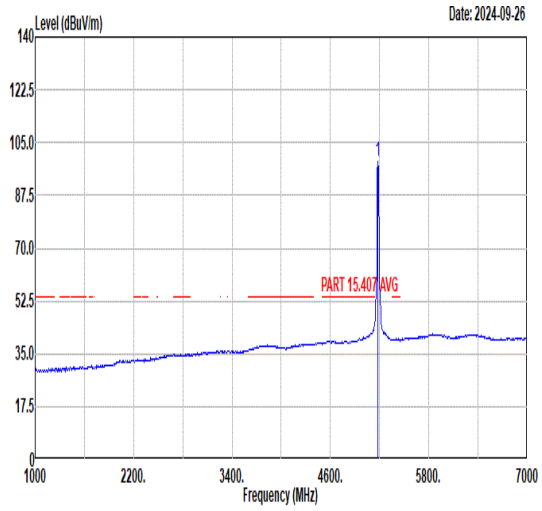 Freq Level Limit Line Margin Read Level Ant Factor Cable Loss Preamp Factor APos TPos Remark MHz dBuV/m dBuV/m dB dBuV dB/m dB dB cm deg 1 5180.00 98.61 ------ ------ 88.65 34.65 7.94 32.63 200 340 AVERAGE

Mode	46	
	Harmonic	
	U-NII-1_5.15-5.25_802.11a_CH36_5180MHz	
ANT	5	
Pol.	Horizontal	Vertical
Peak Avg	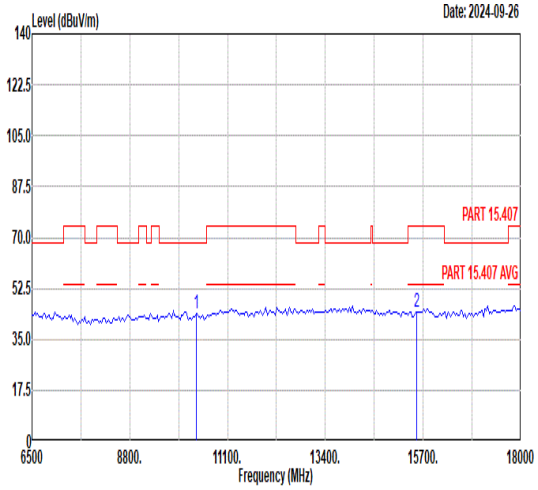 Freq Level Limit Line Margin Read Level Ant Factor Cable Loss Preamp Factor APos TPos Remark MHz dBuV/m dBuV/m dB dBuV dB/m dB dB cm deg 1 10360.00 43.77 68.30 -24.53 60.30 37.33 10.73 64.59 -- -- Peak 2 15540.00 44.62 74.00 -29.38 56.35 38.93 12.72 63.38 -- -- Peak	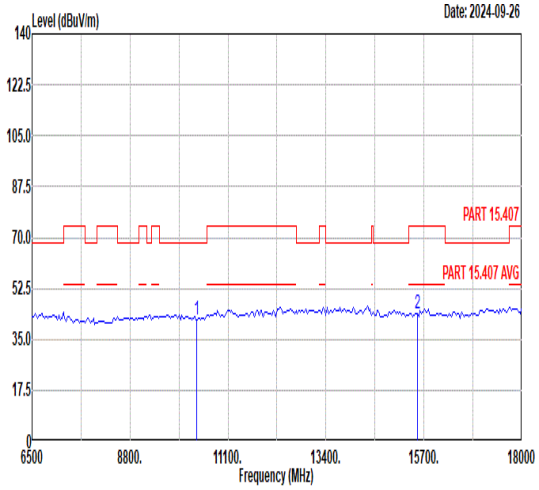 Freq Level Limit Line Margin Read Level Ant Factor Cable Loss Preamp Factor APos TPos Remark MHz dBuV/m dBuV/m dB dBuV dB/m dB dB cm deg 1 10360.00 41.99 68.30 -26.31 58.52 37.33 10.73 64.59 -- -- Peak 2 15540.00 44.02 74.00 -29.98 55.75 38.93 12.72 63.38 -- -- Peak

Mode	47	
	Band Edge	
	U-NII-1_5.15-5.25_802.11a_CH36_5180MHz	
ANT	5	
Pol.	Horizontal	Fundamental
Peak	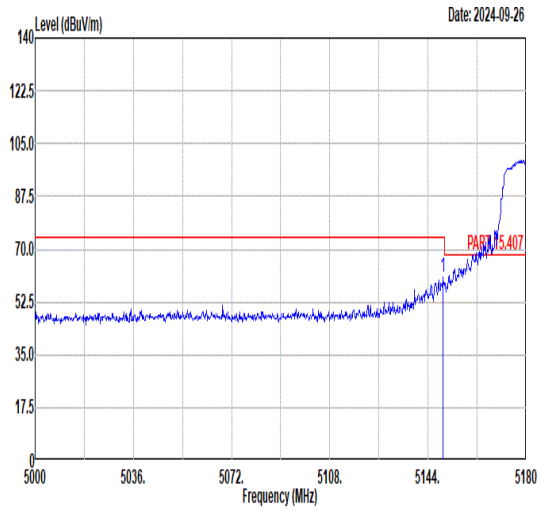 Freq Level Limit Line Margin Read Level Ant Factor Cable Loss Preamp Factor APos TPos Remark MHz dBuV/m dBuV/m dB dBuV dB/m dB dB cm deg 1 5149.58 60.52 74.00 -13.48 50.62 34.62 7.92 32.64 299 360 PEAK	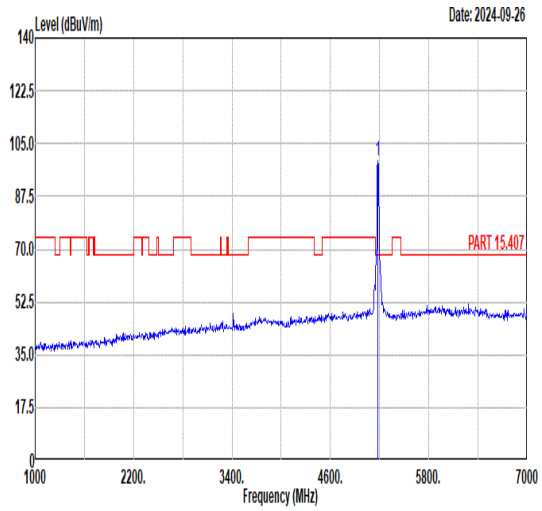 Freq Level Limit Line Margin Read Level Ant Factor Cable Loss Preamp Factor APos TPos Remark MHz dBuV/m dBuV/m dB dBuV dB/m dB dB cm deg 1 5180.00 99.31 ------ ------ 89.35 34.65 7.94 32.63 299 360 PEAK
Avg	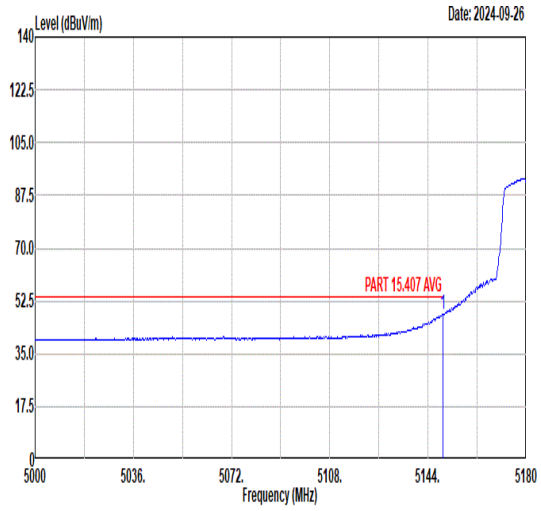 Freq Level Limit Line Margin Read Level Ant Factor Cable Loss Preamp Factor APos TPos Remark MHz dBuV/m dBuV/m dB dBuV dB/m dB dB cm deg 1 5149.40 48.33 54.00 -5.67 38.43 34.62 7.92 32.64 299 360 AVERAGE	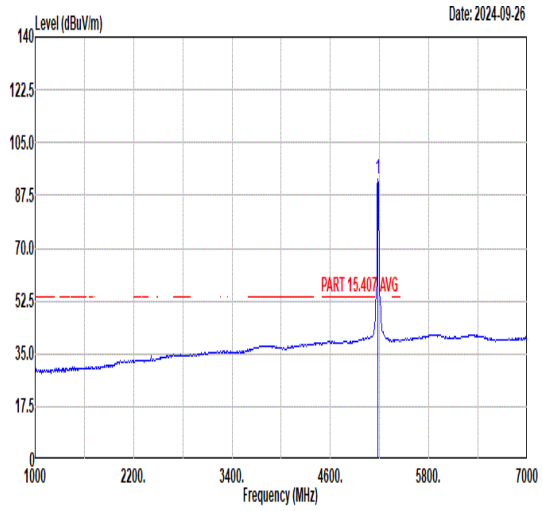 Freq Level Limit Line Margin Read Level Ant Factor Cable Loss Preamp Factor APos TPos Remark MHz dBuV/m dBuV/m dB dBuV dB/m dB dB cm deg 1 5180.00 93.18 ------ ------ 83.22 34.65 7.94 32.63 299 360 AVERAGE

Mode	47	
	Band Edge	
	U-NII-1_5.15-5.25_802.11a_CH36_5180MHz	
ANT	5	
Pol.	Vertical	Fundamental
Peak	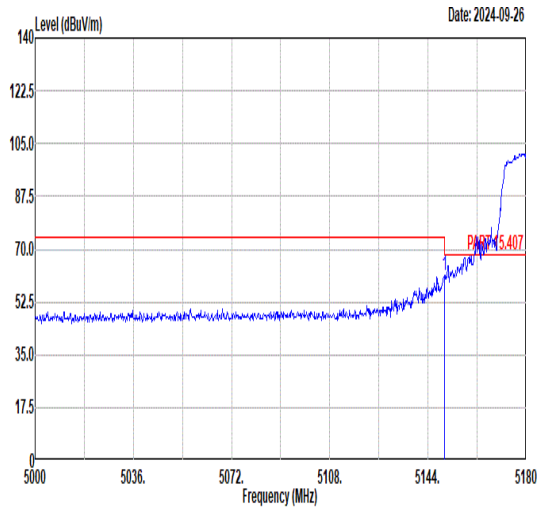 Freq Level Limit Line Margin Read Level Ant Factor Cable Loss Preamp Factor APos TPos Remark MHz dBuV/m dBuV/m dB dBuV dB/m dB dB cm deg 1 5149.94 61.30 74.00 -12.70 51.40 34.62 7.92 32.64 245 0 PEAK	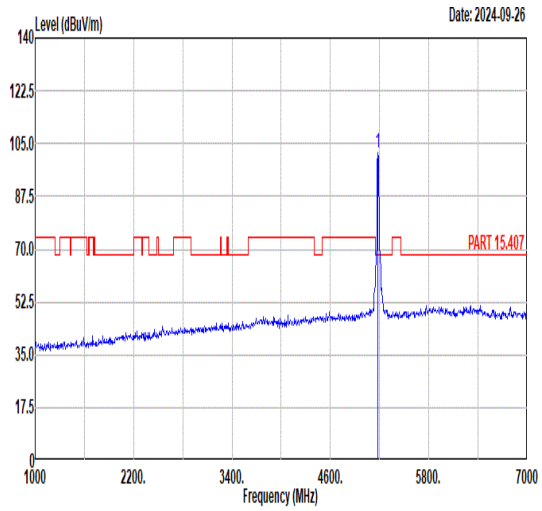 Freq Level Limit Line Margin Read Level Ant Factor Cable Loss Preamp Factor APos TPos Remark MHz dBuV/m dBuV/m dB dBuV dB/m dB dB cm deg 1 5180.00 102.04 ------ ------ 92.08 34.65 7.94 32.63 245 0 PEAK
Avg	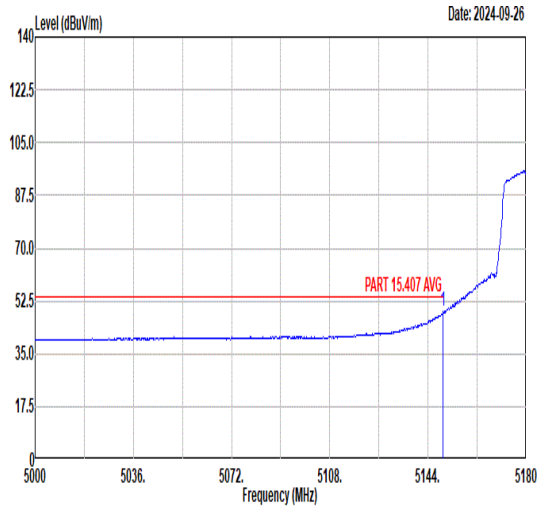 Freq Level Limit Line Margin Read Level Ant Factor Cable Loss Preamp Factor APos TPos Remark MHz dBuV/m dBuV/m dB dBuV dB/m dB dB cm deg 1 5149.58 48.95 54.00 -5.05 39.05 34.62 7.92 32.64 245 0 AVERAGE	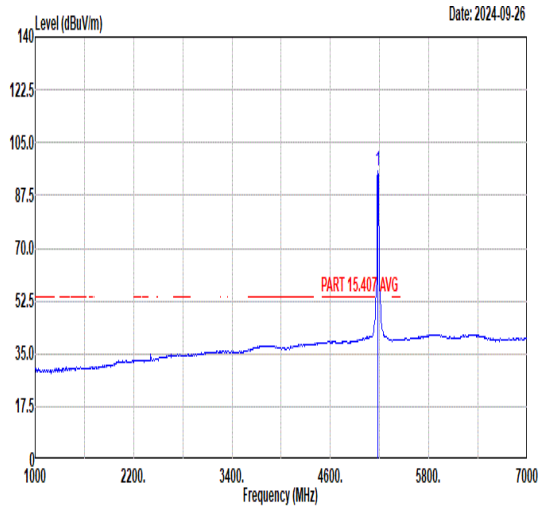 Freq Level Limit Line Margin Read Level Ant Factor Cable Loss Preamp Factor APos TPos Remark MHz dBuV/m dBuV/m dB dBuV dB/m dB dB cm deg 1 5180.00 95.75 ------ ------ 85.79 34.65 7.94 32.63 245 0 AVERAGE

Mode	47	
	Harmonic	
	U-NII-1_5.15-5.25_802.11a_CH36_5180MHz	
ANT	5	
Pol.	Horizontal	Vertical
Peak Avg	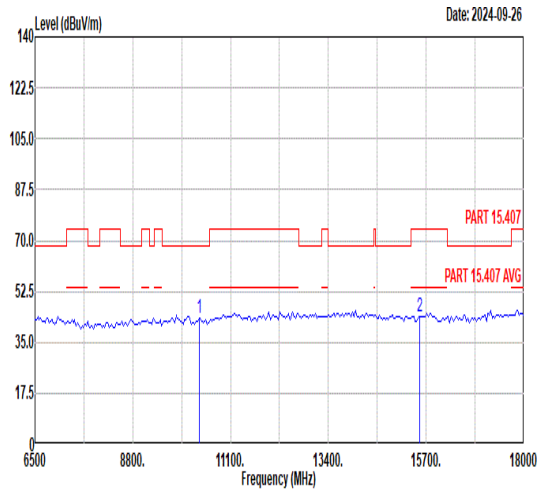 Freq Level Limit Line Margin Read Level Ant Factor Cable Loss Preamp Factor APos TPos Remark MHz dBuV/m dBuV/m dB dBuV dB/m dB dB cm deg 1 10360.00 43.25 68.30 -25.05 59.78 37.33 10.73 64.59 -- -- Peak 2 15540.00 44.10 74.00 -29.90 55.83 38.93 12.72 63.38 -- -- Peak	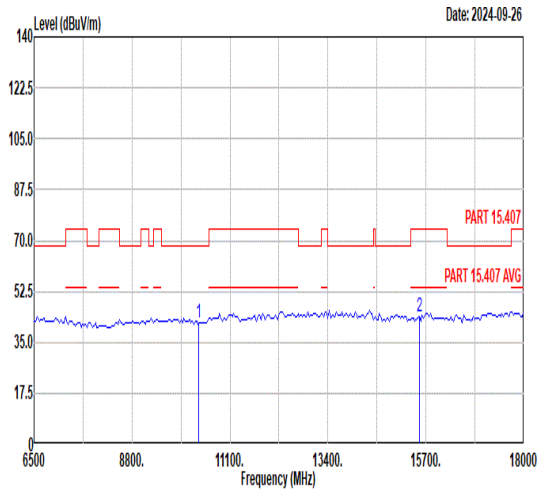 Freq Level Limit Line Margin Read Level Ant Factor Cable Loss Preamp Factor APos TPos Remark MHz dBuV/m dBuV/m dB dBuV dB/m dB dB cm deg 1 10360.00 41.69 68.30 -26.61 58.22 37.33 10.73 64.59 -- -- Peak 2 15540.00 43.72 74.00 -30.28 55.45 38.93 12.72 63.38 -- -- Peak

Mode	48	
	Band Edge	
	U-NII-2C_5.47-5.725_802.11n HT20_CH136_5680MHz	
ANT	5	
Pol.	Horizontal	Fundamental
Peak	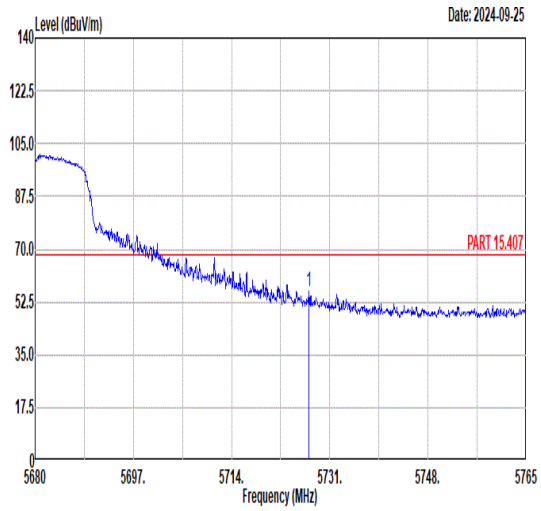 Freq Level Limit Line Margin Read Level Ant Factor Cable Loss Preamp Factor APos TPos Remark MHz dBuV/m dBuV/m dB dBuV dB/m dB dB cm deg 1 5727.43 56.03 68.30 -12.27 44.81 35.04 8.68 32.50 300 15 PEAK	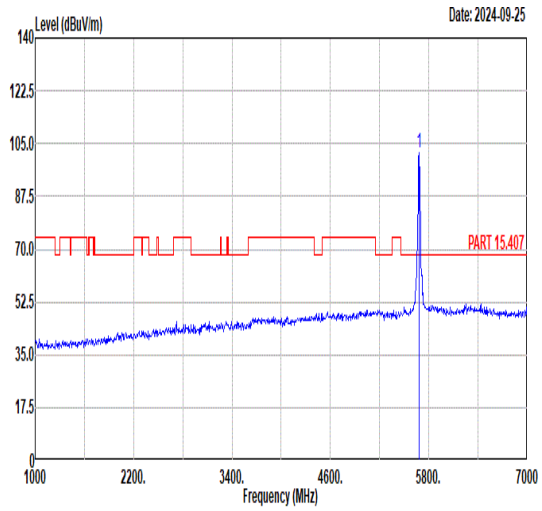 Freq Level Limit Line Margin Read Level Ant Factor Cable Loss Preamp Factor APos TPos Remark MHz dBuV/m dBuV/m dB dBuV dB/m dB dB cm deg 1 5680.00 101.75 ------ ------ 90.73 35.01 8.51 32.50 300 15 PEAK
Avg	Blank	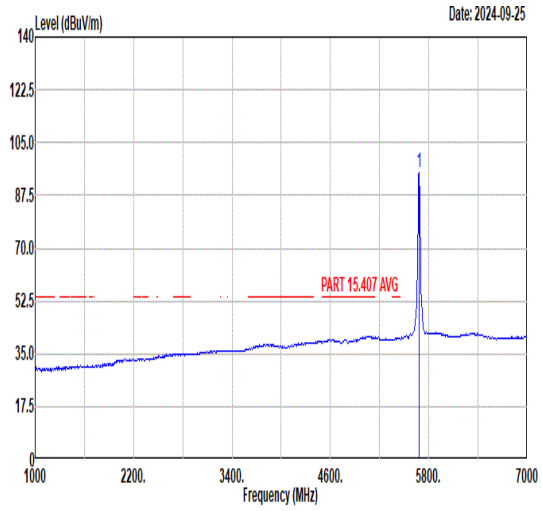 Freq Level Limit Line Margin Read Level Ant Factor Cable Loss Preamp Factor APos TPos Remark MHz dBuV/m dBuV/m dB dBuV dB/m dB dB cm deg 1 5680.00 95.29 ------ ------ 84.27 35.01 8.51 32.50 300 15 AVERAGE

Mode	48	
	Band Edge	
	U-NII-2C_5.47-5.725_802.11n HT20_CH136_5680MHz	
ANT	5	
Pol.	Vertical	Fundamental
Peak	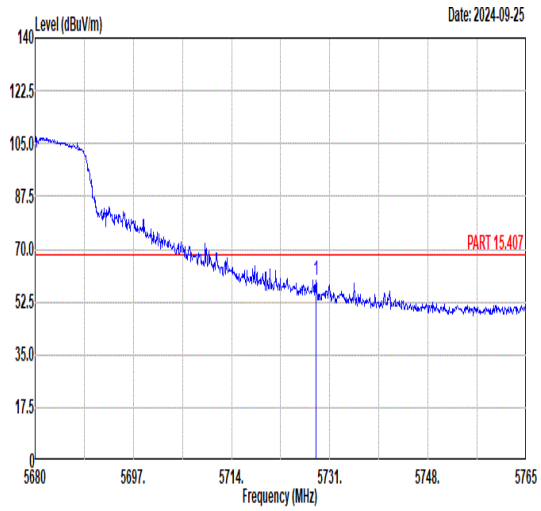 Freq Level Limit Line Margin Read Level Ant Factor Cable Loss Preamp Factor APos TPos Remark MHz dBuV/m dBuV/m dB dBuV dB/m dB dB cm deg 1 5728.62 59.79 68.30 -8.51 48.56 35.04 8.69 32.50 183 360 PEAK	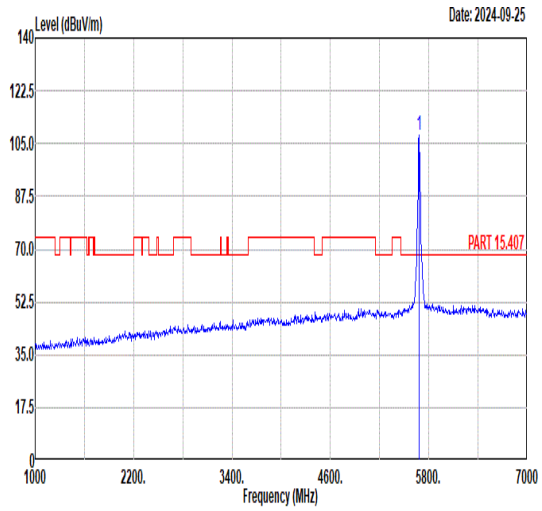 Freq Level Limit Line Margin Read Level Ant Factor Cable Loss Preamp Factor APos TPos Remark MHz dBuV/m dBuV/m dB dBuV dB/m dB dB cm deg 1 5680.00 107.72 ------ ------ 96.70 35.01 8.51 32.50 183 360 PEAK
Avg	Blank	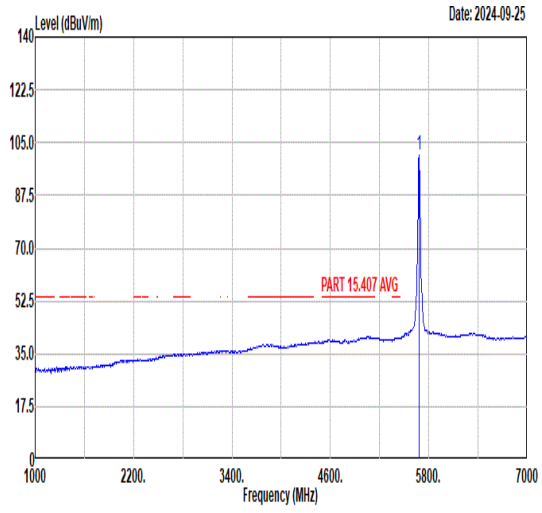 Freq Level Limit Line Margin Read Level Ant Factor Cable Loss Preamp Factor APos TPos Remark MHz dBuV/m dBuV/m dB dBuV dB/m dB dB cm deg 1 5680.00 101.06 ------ ------ 90.04 35.01 8.51 32.50 183 360 AVERAGE

Mode	49	
	Band Edge	
	U-NII-2C_5.47-5.725_802.11a_CH136_5680MHz	
ANT	5	
Pol.	Horizontal	Fundamental
Peak	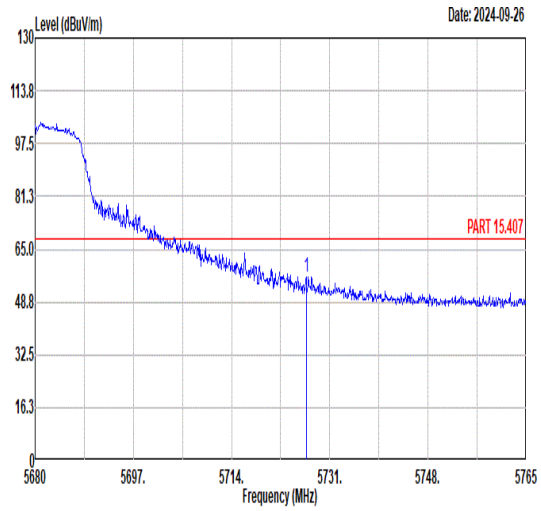 Freq Level Limit Line Margin Read Level Ant Factor Cable Loss Preamp Factor APos TPos Remark MHz dBuV/m dBuV/m dB dBuV dB/m dB dB cm deg 1 5726.92 56.53 68.30 -11.77 45.31 35.04 8.68 32.50 182 11 PEAK	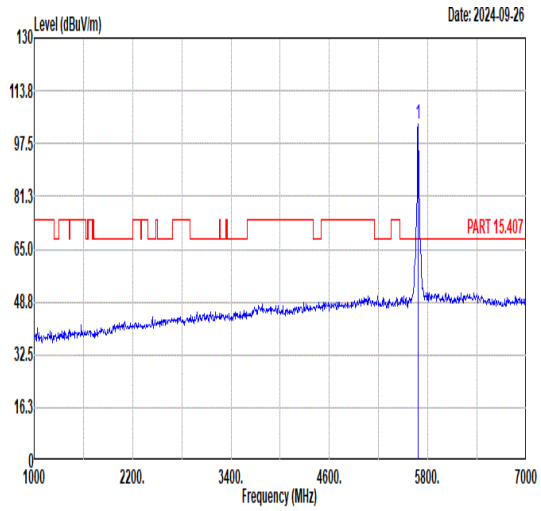 Freq Level Limit Line Margin Read Level Ant Factor Cable Loss Preamp Factor APos TPos Remark MHz dBuV/m dBuV/m dB dBuV dB/m dB dB cm deg 1 5680.00 103.70 ------ ------ 92.68 35.01 8.51 32.50 182 11 PEAK
Avg	Blank	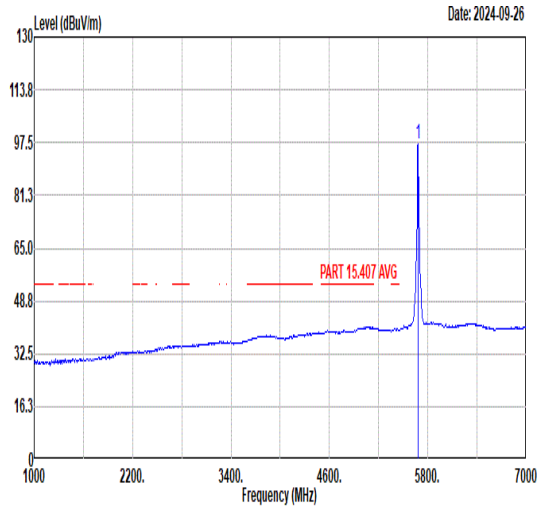 Freq Level Limit Line Margin Read Level Ant Factor Cable Loss Preamp Factor APos TPos Remark MHz dBuV/m dBuV/m dB dBuV dB/m dB dB cm deg 1 5680.00 97.26 ------ ------ 86.24 35.01 8.51 32.50 182 11 AVERAGE

Mode	49	
	Band Edge	
	U-NII-2C_5.47-5.725_802.11a_CH136_5680MHz	
ANT	5	
Pol.	Vertical	Fundamental
Peak	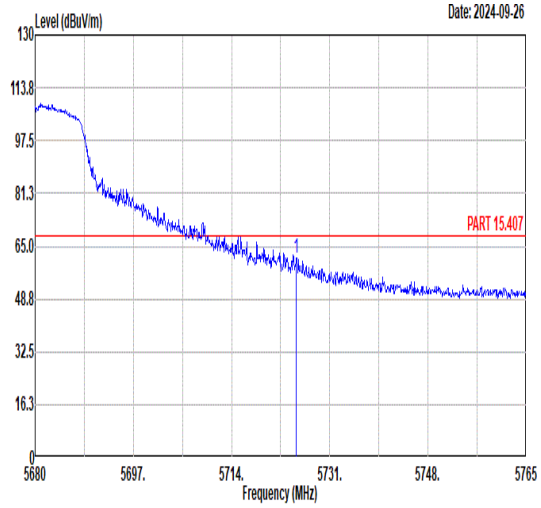 Freq Level Limit Line Margin Read Level Ant Factor Cable Loss Preamp Factor APos TPos Remark MHz dBuV/m dBuV/m dB dBuV dB/m dB dB cm deg 1 5725.22 61.50 68.30 -6.80 50.30 35.03 8.67 32.50 183 333 PEAK	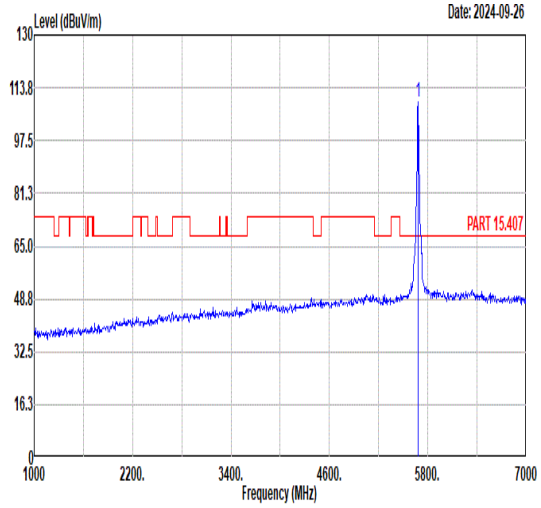 Freq Level Limit Line Margin Read Level Ant Factor Cable Loss Preamp Factor APos TPos Remark MHz dBuV/m dBuV/m dB dBuV dB/m dB dB cm deg 1 5680.00 109.30 ------ ------ 98.26 35.01 8.53 32.50 183 333 PEAK
Avg	Blank	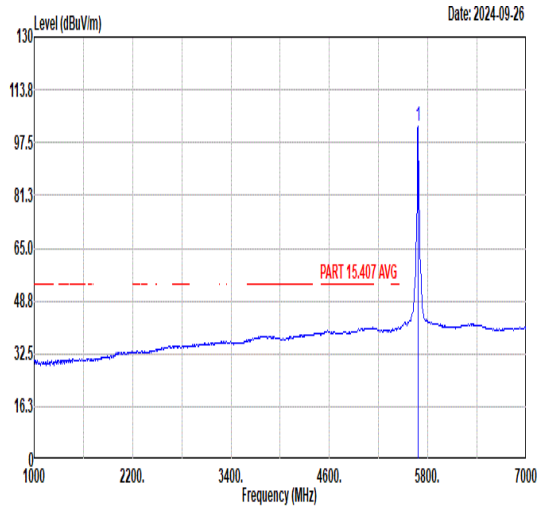 Freq Level Limit Line Margin Read Level Ant Factor Cable Loss Preamp Factor APos TPos Remark MHz dBuV/m dBuV/m dB dBuV dB/m dB dB cm deg 1 5680.00 102.41 ------ ------ 91.39 35.01 8.51 32.50 183 333 AVERAGE

Appendix D. Duty Cycle Plots

Band	Duty Cycle(%)	T(ms)	1/T(kHz)	VBW Setting
802.11a	100	-	-	10Hz
802.11n HT20	100	-	-	10Hz
802.11n HT40	100	-	-	10Hz
802.11ac VHT80	100	-	-	10Hz

802.11a

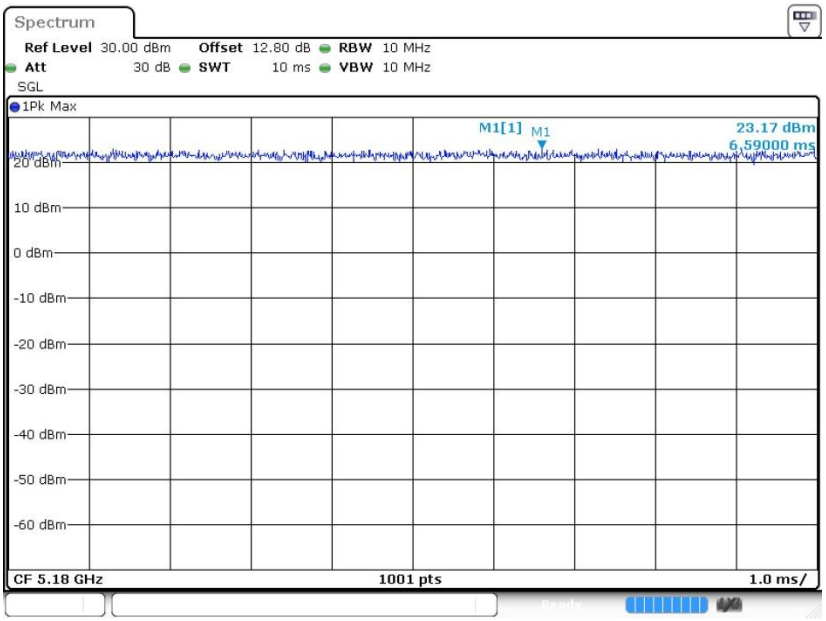

802.11n HT20

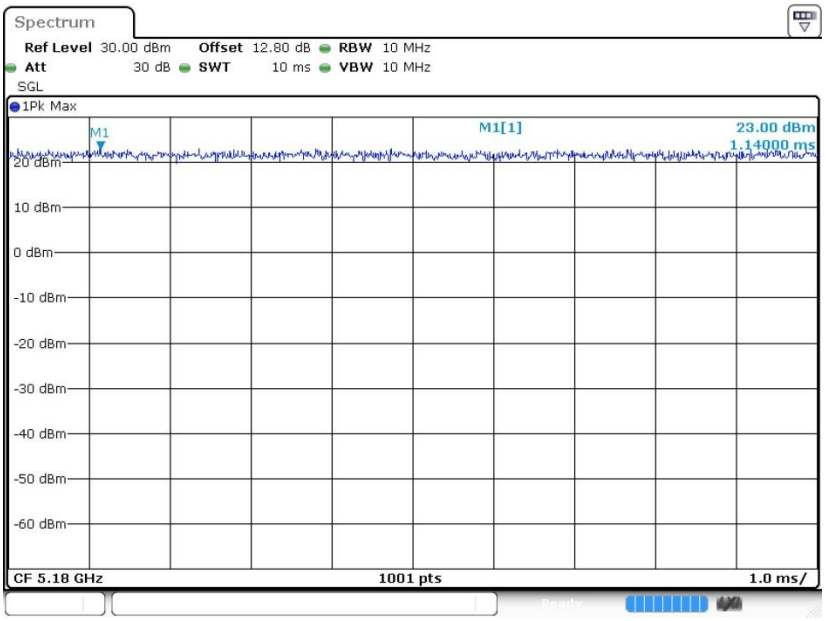

802.11n HT40

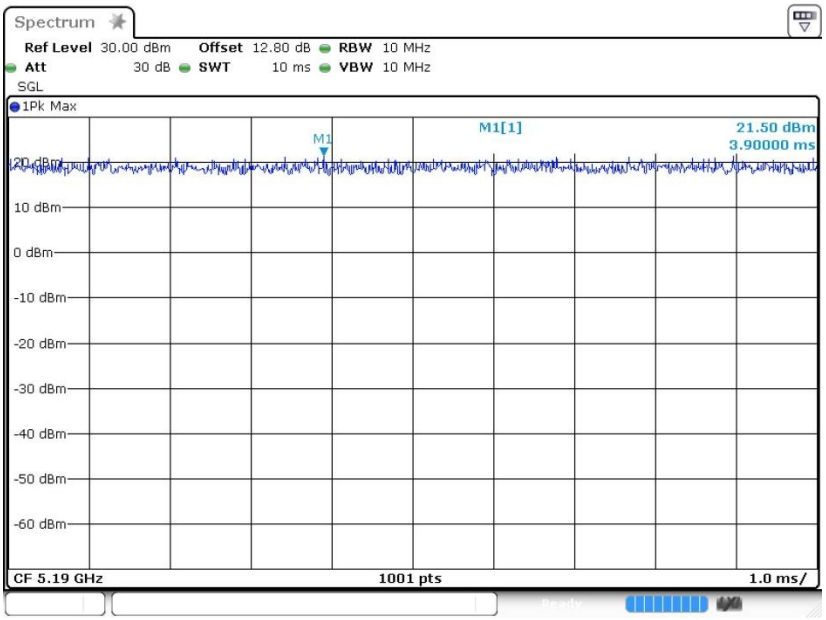
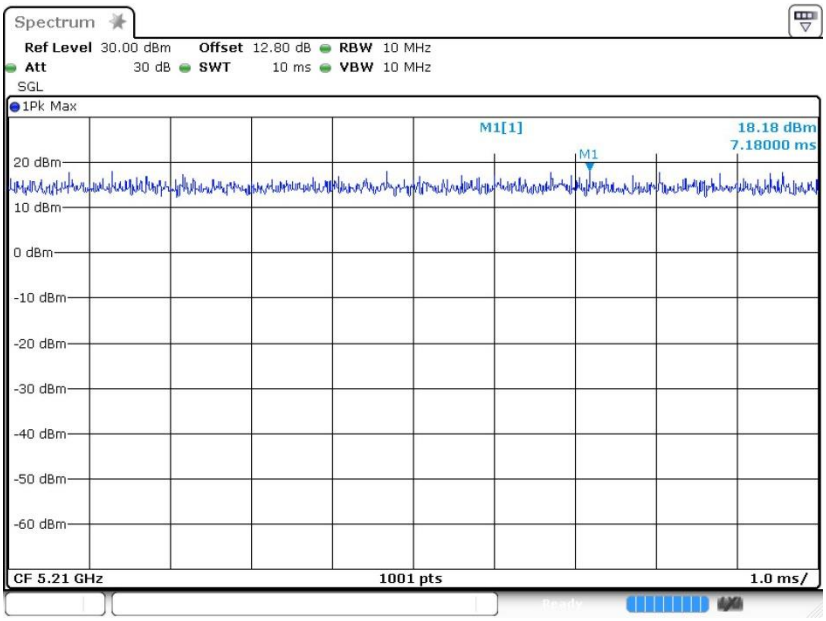
802.11ac VHT80