



Product Operation Manual

3+
AGES

Thank you for choosing our product! Please read this instruction manual carefully before using, as it contains all the informations you need to know about how to use this product correctly with fun.

Colors And Contents May Vary From Illustration.

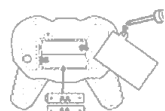
SPY
ZONE
FUTURER

Model: WKM-33



Battery Installation

Replacing batteries of the transmitter

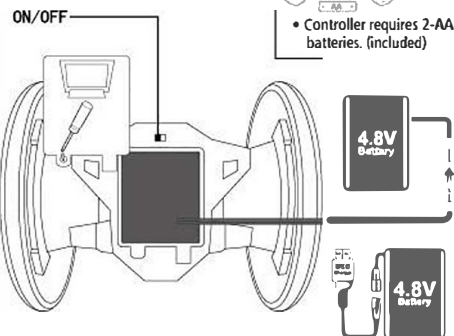


- Controller requires 2-AA batteries. (included)

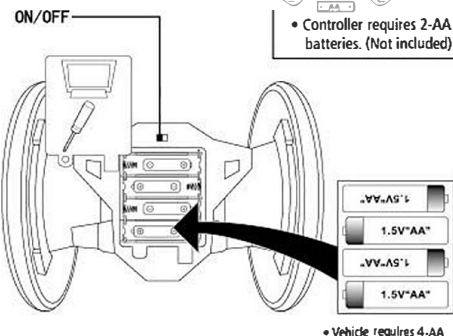
Replacing batteries of the transmitter



- Controller requires 2-AA batteries. (Not included)



- Vehicle requires 4.8V batteries. (included)

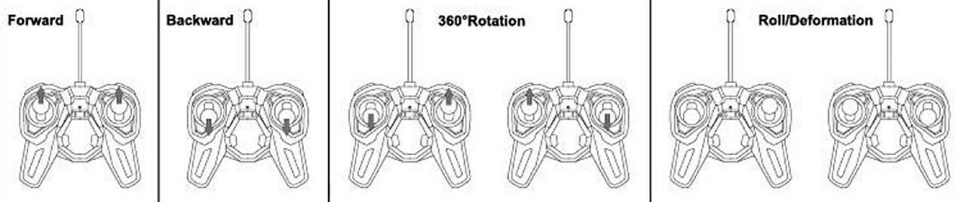


- Vehicle requires 4-AA batteries. (Not included)

Power Requirement (Included) ☒

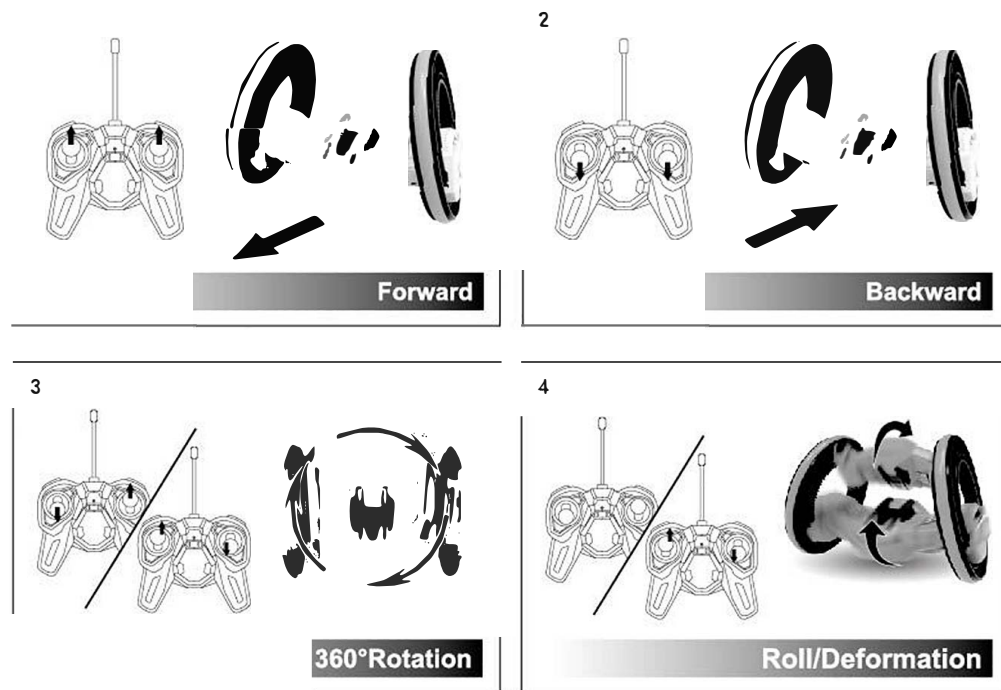
Power Requirement (Not Included) ☐

Remote Control Operation



MADE IN CHINA

The Basic Operation of The Products



BATTERY SAFETY

When the car is in motion, do not touch the wheels by hand to avoid damages to the car.



When there's more than one car played in the same place, set the cars to different frequency to avoid mutual interference.



Do not play in a place with puddle, mud or sand.



Do not bend the antenna or point it at other people or articles to avoid hurts.



Do not play on the roads or in any other dangerous places to avoid accidents.

FCC STATEMENT:
This device complies with Part 15 of the FCC Rules. Operation is subject to the following two conditions:
(1) This device may not cause harmful interference, and
(2) This device must accept any interference received, including interference that may cause undesired operation.

Warning: Changes or modifications not expressly approved by the party responsible for compliance could void the user's authority to operate the equipment.

NOTE: This equipment has been tested and found to comply with the limits for a Class B digital device, pursuant to Part 15 of the FCC Rules. These limits are designed to provide reasonable protection against harmful interference in a residential installation. This equipment generates uses and can radiate radio frequency energy and, if not installed and used in accordance with the instructions, may cause harmful interference to radio communications. However, there is no guarantee that interference will not occur in a particular installation. If this equipment does cause harmful interference to radio or television reception, which can be determined by turning the equipment off and on, the user is encouraged to try to correct the interference by one or more of the following measures:

Reorient or relocate the receiving antenna.
Increase the separation between the equipment and receiver. Connect the equipment into an outlet on a circuit different from that to which the receiver is connected.
Consult the dealer or an experienced radio/TV technician for help.

RF warning statement:
The device has been evaluated to meet general RF exposure requirement. The device can be used in portable exposure condition without restriction.



WARNING:
CHOKING HAZARD - small parts,
Not for children under 3 years.

