Radiated Spurious Emission Test Modes

Mode	Band	Band (GHz)	Antenna	Modulation	Channel	Frequency	Data Rate	RU	Remark
Mode 12	U-NII-1	5.15-5.25	6	802.11ac VHT20	48	5240	MCS0	-	-
Mode 13	U-NII-2A	5.25-5.35	6	802.11ac VHT20	52	5260	MCS0	-	-
Mode 14	U-NII-2A	5.25-5.35	6	802.11ac VHT20	60	5300	MCS0	-	-
Mode 15	U-NII-2A	5.25-5.35	6	802.11ac VHT20	64	5320	MCS0	-	-
Mode 16	U-NII-2C	5.47-5.725	6	802.11ac VHT20	100	5500	MCS0	-	-
Mode 17	U-NII-2C	5.47-5.725	6	802.11ac VHT20	116	5580	MCS0	-	-
Mode 18	U-NII-2C	5.47-5.725	6	802.11ac VHT20	140	5700	MCS0	-	-
Mode 19	U-NII-1	5.15-5.25	6	802.11ac VHT40	38	5190	MCS0	-	-
Mode 20	U-NII-1	5.15-5.25	6	802.11ac VHT40	46	5230	MCS0	-	-
Mode 21	U-NII-2A	5.25-5.35	6	802.11ac VHT40	54	5270	MCS0	-	-
Mode 22	U-NII-2A	5.25-5.35	6	802.11ac VHT40	62	5310	MCS0	-	-

Radiated Spurious Emission Test Modes

Mode	Band	Band (GHz)	Antenna	Modulation	Channel	Frequency	Data Rate	RU	Remark
Mode 23	U-NII-2C	5.47-5.725	6	802.11ac VHT40	102	5510	MCS0	-	-
Mode 24	U-NII-2C	5.47-5.725	6	802.11ac VHT40	134	5670	MCS0	-	-
Mode 25	U-NII-1	5.15-5.25	6	802.11ac VHT80	42	5210	MCS0	-	-
Mode 26	U-NII-2A	5.25-5.35	6	802.11ac VHT80	58	5290	MCS0	-	-
Mode 27	U-NII-2C	5.47-5.725	6	802.11ac VHT80	106	5530	MCS0	-	-
Mode 28	U-NII-2C	5.47-5.725	6	802.11ac VHT80	122	5610	MCS0	-	-
Mode 29	U-NII-3	5.725-5.85	6	802.11a	149	5745	6Mbps	-	-
Mode 30	U-NII-3	5.725-5.85	6	802.11a	157	5785	6Mbps	-	-
Mode 31	U-NII-3	5.725-5.85	6	802.11a	165	5825	6Mbps	-	-
Mode 32	U-NII-3	5.725-5.85	6	802.11ac VHT20	149	5745	MCS0	-	-
Mode 33	U-NII-3	5.725-5.85	6	802.11ac VHT20	157	5785	MCS0	-	-

Radiated Spurious Emission Test Modes

Mode	Band	Band (GHz)	Antenna	Modulation	Channel	Frequency	Data Rate	RU	Remark
Mode 34	U-NII-3	5.725-5.85	6	802.11ac VHT20	165	5825	MCS0	-	-
Mode 35	U-NII-3	5.725-5.85	6	802.11ac VHT40	151	5755	MCS0	-	-
Mode 36	U-NII-3	5.725-5.85	6	802.11ac VHT40	159	5795	MCS0	-	-
Mode 37	U-NII-3	5.725-5.85	6	802.11ac VHT80	155	5775	MCS0	-	-
Mode 42	U-NII-2C	5.47-5.725	6	802.11ac VHT80	106	5530	MCS0	-	LF
Mode 43	U-NII-3	5.725-5.85	6	802.11ac VHT40	151	5755	MCS0	-	LF

Summary of each worse mode

Mode	Modulation	Ch.	Freq. (MHz)	Level (dBuV/m)	Limit (dBuV/m)	Margin (dB)	Pol.	Peak Avg.	Result	Remark
1	802.11a	36	-	-	-	-	-	-	-	Band Edge
	802.11a	36	10360.00	47.75	68.30	-20.55	V	Peak	Pass	Harmonic
2	802.11a	44	-	-	-	-	-	-	-	Band Edge
	802.11a	44	10440.00	47.84	68.30	-20.46	V	Peak	Pass	Harmonic
3	802.11a	48	-	-	-	-	-	-	-	Band Edge
	802.11a	48	10480.00	47.50	68.30	-20.80	V	Peak	Pass	Harmonic
4	802.11a	52	-	-	-	-	-	-	-	Band Edge
	802.11a	52	10520.00	47.77	68.30	-20.53	V	Peak	Pass	Harmonic
5	802.11a	60	-	-	-	-	-	-	-	Band Edge
	802.11a	60	15900.00	49.63	74.00	-24.37	V	Peak	Pass	Harmonic
6	802.11a	64	-	-	-	-	-	-	-	Band Edge

Summary of each worse mode

Mode	Modulation	Ch.	Freq. (MHz)	Level (dBuV/m)	Limit (dBuV/m)	Margin (dB)	Pol.	Peak Avg.	Result	Remark
6	802.11a	64	15960.00	49.51	74.00	-24.49	V	Peak	Pass	Harmonic
7	802.11a	100	-	-	-	-	-	-	-	Band Edge
	802.11a	100	16500.00	50.08	68.30	-18.22	H	Peak	Pass	Harmonic
8	802.11a	116	-	-	-	-	-	-	-	Band Edge
	802.11a	116	16740.00	50.16	68.30	-18.14	V	Peak	Pass	Harmonic
9	802.11a	140	-	-	-	-	-	-	-	Band Edge
	802.11a	140	17100.00	49.14	68.30	-19.16	V	Peak	Pass	Harmonic
10	802.11ac VHT20	36	5149.94	46.12	54.00	-7.88	H	AVERAGE	Pass	Band Edge
	802.11ac VHT20	36	10360.00	47.76	68.30	-20.54	H	Peak	Pass	Harmonic
11	802.11ac VHT20	44	-	-	-	-	-	-	-	Band Edge
	802.11ac VHT20	44	10440.00	47.99	68.30	-20.31	V	Peak	Pass	Harmonic

Summary of each worse mode

Mode	Modulation	Ch.	Freq. (MHz)	Level (dBuV/m)	Limit (dBuV/m)	Margin (dB)	Pol.	Peak Avg.	Result	Remark
12	802.11ac VHT20	48	-	-	-	-	-	-	-	Band Edge
	802.11ac VHT20	48	10480.00	48.18	68.30	-20.12	H	Peak	Pass	Harmonic
13	802.11ac VHT20	52	-	-	-	-	-	-	-	Band Edge
	802.11ac VHT20	52	10520.00	47.60	68.30	-20.70	H	Peak	Pass	Harmonic
14	802.11ac VHT20	60	-	-	-	-	-	-	-	Band Edge
	802.11ac VHT20	60	15900.00	48.93	74.00	-25.07	V	Peak	Pass	Harmonic
15	802.11ac VHT20	64	5350.38	46.15	54.00	-7.85	H	AVERAGE	Pass	Band Edge
	802.11ac VHT20	64	15960.00	50.80	74.00	-23.20	V	Peak	Pass	Harmonic
16	802.11ac VHT20	100	5468.95	62.20	68.30	-6.10	H	PEAK	Pass	Band Edge
	802.11ac VHT20	100	16500.00	50.07	68.30	-18.23	H	Peak	Pass	Harmonic
17	802.11ac VHT20	116	-	-	-	-	-	-	-	Band Edge

Summary of each worse mode

Mode	Modulation	Ch.	Freq. (MHz)	Level (dBuV/m)	Limit (dBuV/m)	Margin (dB)	Pol.	Peak Avg.	Result	Remark
17	802.11ac VHT20	116	16740.00	50.21	68.30	-18.09	H	Peak	Pass	Harmonic
18	802.11ac VHT20	140	5733.28	61.23	68.30	-7.07	H	PEAK	Pass	Band Edge
	802.11ac VHT20	140	17100.00	50.65	68.30	-17.65	H	Peak	Pass	Harmonic
19	802.11ac VHT40	38	5148.96	46.36	54.00	-7.64	H	AVERAGE	Pass	Band Edge
	802.11ac VHT40	38	-	-	-	-	-	-	-	Harmonic
20	802.11ac VHT40	46	5100.28	44.37	54.00	-9.63	H	AVERAGE	Pass	Band Edge
	802.11ac VHT40	46	-	-	-	-	-	-	-	Harmonic
21	802.11ac VHT40	54	5045.09	44.26	54.00	-9.74	V	AVERAGE	Pass	Band Edge
	802.11ac VHT40	54	-	-	-	-	-	-	-	Harmonic
22	802.11ac VHT40	62	5352.75	45.70	54.00	-8.30	H	AVERAGE	Pass	Band Edge
	802.11ac VHT40	62	-	-	-	-	-	-	-	Harmonic

Summary of each worse mode

Mode	Modulation	Ch.	Freq. (MHz)	Level (dBuV/m)	Limit (dBuV/m)	Margin (dB)	Pol.	Peak Avg.	Result	Remark
23	802.11ac VHT40	102	5459.92	45.99	54.00	-8.01	H	AVERAGE	Pass	Band Edge
	802.11ac VHT40	102	-	-	-	-	-	-	-	Harmonic
24	802.11ac VHT40	134	5457.52	43.40	54.00	-10.60	V	AVERAGE	Pass	Band Edge
	802.11ac VHT40	134	-	-	-	-	-	-	-	Harmonic
25	802.11ac VHT80	42	5112.35	49.37	54.00	-4.63	H	AVERAGE	Pass	Band Edge
	802.11ac VHT80	42	-	-	-	-	-	-	-	Harmonic
26	802.11ac VHT80	58	5363.78	50.76	54.00	-3.24	H	AVERAGE	Pass	Band Edge
	802.11ac VHT80	58	-	-	-	-	-	-	-	Harmonic
27	802.11ac VHT80	106	5432.80	50.90	54.00	-3.10	H	AVERAGE	Pass	Band Edge
	802.11ac VHT80	106	16590.00	50.97	68.30	-17.33	V	Peak	Pass	Harmonic
28	802.11ac VHT80	122	5452.44	45.10	54.00	-8.90	H	AVERAGE	Pass	Band Edge

Summary of each worse mode

Mode	Modulation	Ch.	Freq. (MHz)	Level (dBuV/m)	Limit (dBuV/m)	Margin (dB)	Pol.	Peak Avg.	Result	Remark
28	802.11ac VHT80	122	-	-	-	-	-	-	-	Harmonic
29	802.11a	149	-	-	-	-	-	-	-	Band Edge
	802.11a	149	17235.00	50.10	68.30	-18.20	V	Peak	Pass	Harmonic
30	802.11a	157	-	-	-	-	-	-	-	Band Edge
	802.11a	157	17355.00	50.72	68.30	-17.58	V	Peak	Pass	Harmonic
31	802.11a	165	-	-	-	-	-	-	-	Band Edge
	802.11a	165	17475.00	50.95	68.30	-17.35	V	Peak	Pass	Harmonic
32	802.11ac VHT20	149	5647.56	54.91	68.30	-13.39	H	PEAK	Pass	Band Edge
	802.11ac VHT20	149	17235.00	50.29	68.30	-18.01	V	Peak	Pass	Harmonic
33	802.11ac VHT20	157	-	-	-	-	-	-	-	Band Edge
	802.11ac VHT20	157	17355.00	50.39	68.30	-17.91	V	Peak	Pass	Harmonic

Summary of each worse mode

Mode	Modulation	Ch.	Freq. (MHz)	Level (dBuV/m)	Limit (dBuV/m)	Margin (dB)	Pol.	Peak Avg.	Result	Remark
34	802.11ac VHT20	165	5928.88	55.09	68.30	-13.21	V	PEAK	Pass	Band Edge
	802.11ac VHT20	165	17475.00	50.89	68.30	-17.41	H	Peak	Pass	Harmonic
35	802.11ac VHT40	151	5928.55	55.43	68.30	-12.87	V	PEAK	Pass	Band Edge
	802.11ac VHT40	151	17265.00	50.03	68.30	-18.27	H	Peak	Pass	Harmonic
36	802.11ac VHT40	159	5928.15	54.61	68.30	-13.69	V	PEAK	Pass	Band Edge
	802.11ac VHT40	159	-	-	-	-	-	-	-	Harmonic
37	802.11ac VHT80	155	5637.28	54.78	68.30	-13.52	V	PEAK	Pass	Band Edge
	802.11ac VHT80	155	-	-	-	-	-	-	-	Harmonic
42	802.11ac VHT80	106	53.28	27.75	40	-12.25	V	PEAK	Pass	LF
43	802.11ac VHT40	151	30	25.84	40	-14.16	V	PEAK	Pass	LF

Co-location

UNII 2C - 5470-5725MHzMHz

WIFI 802. 11ac_VHT20_Ch106+LTE Band 13 Link (Band Edge @ 3m)

WIFI Ant. 6	Note	Frequency (MHz)	Level (dBµV/m)	Margin (dB)	Limit Line (dBµV/m)	Read Level (dBµV)	Antenna Factor (dB/m)	Path Loss (dB)	Preamp Factor (dB)	Ant Pos (cm)	Table Pos (deg)	Peak Avg. (P/A)	Pol. (H/V)
WIFI 802. 11ac_VHT80_Ch106+LTE Band 13 Link		5455.12	57.35	-16.65	74	43.05	34.66	9.88	30.24	100	80	P	H
		5465.92	54.38	-13.92	68.3	40.02	34.67	9.92	30.23	100	80	P	H
		5432.32	50.55	-3.45	54	36.27	34.65	9.88	30.25	100	80	A	H
	*	5530	96.41	-	-	81.93	34.73	9.97	30.22	100	80	P	H
	*	5530	89.26	-	-	74.78	34.73	9.97	30.22	100	80	A	H
		5755.865	52.72	-15.58	68.3	37.82	35.11	10.14	30.35	100	80	P	H
		5452.96	52.91	-21.09	74	38.61	34.66	9.88	30.24	100	122	P	V
		5464.72	52.21	-16.09	68.3	37.89	34.67	9.88	30.23	100	122	P	V
		5432.56	46.66	-7.34	54	32.38	34.65	9.88	30.25	100	122	A	V
	*	5530	92.11	-	-	77.63	34.73	9.97	30.22	100	122	P	V
	*	5530	84.99	-	-	70.51	34.73	9.97	30.22	100	122	A	V
		5731.295	53.81	-14.49	68.3	38.97	35.06	10.12	30.34	100	122	P	V
Remark	1. No other spurious found. 2. All results are PASS against Peak and Average limit line.												

UNII 2C - 5470-5725MHzMHz

WIFI 802. 11ac_VHT80_Ch106+LTE Band 13 Link (Harmonic @ 3m)

WIFI Ant. 6	Note	Frequency (MHz)	Level (dBµV/m)	Margin (dB)	Limit Line (dBµV/m)	Read Level (dBµV)	Antenna Factor (dB/m)	Path Loss (dB)	Preamp Factor (dB)	Ant Pos (cm)	Table Pos (deg)	Peak Avg. (P/A)	Pol. (H/V)
WIFI 802. 11ac_VHT80_Ch106+LTE Band 13 Link		11060	48.32	-25.68	74	55.5	38.17	13.75	59.1	-	-	P	H
		16590	50.39	-17.91	68.3	52.86	41	16.21	59.68	-	-	P	H
		11060	48.14	-25.86	74	55.32	38.17	13.75	59.1	-	-	P	V
		16590	50.21	-18.09	68.3	52.68	41	16.21	59.68	-	-	P	V
Remark	1. No other spurious found. 2. All results are PASS against Peak and Average limit line.												

Straddle Channel

UNII-2C - Straddle Channel

WIFI 802.11a (Harmonic @ 3m)

WIFI Ant. 6	Note	Frequency (MHz)	Level (dBμV/m)	Margin (dB)	Limit Line (dBμV/m)	Read Level (dBμV)	Antenna Factor (dB/m)	Path Loss (dB)	Preamp Factor (dB)	Ant Pos (cm)	Table Pos (deg)	Peak Avg. (P/A)	Pol. (H/V)
802.11a CH 144 5720MHz		11440	48.86	-25.14	74	54.56	38.53	13.71	57.94	-	-	P	H
		17160	50.93	-17.37	68.3	49.88	41.27	16.55	56.77	-	-	P	H
		11440	49.35	-24.65	74	55.05	38.53	13.71	57.94	-	-	P	V
		17160	50.71	-17.59	68.3	49.66	41.27	16.55	56.77	-	-	P	V
Remark	1. No other spurious found. 2. All results are PASS against Peak and Average limit line.												

UNII-2C - Straddle Channel

WIFI 802.11ac VHT20 (Band Edge @ 3m)

WIFI Ant. 6	Note	Frequency (MHz)	Level (dBμV/m)	Margin (dB)	Limit Line (dBμV/m)	Read Level (dBμV)	Antenna Factor (dB/m)	Path Loss (dB)	Preamp Factor (dB)	Ant Pos (cm)	Table Pos (deg)	Peak Avg. (P/A)	Pol. (H/V)
WIFI 802.11ac VHT20CH 144 5720MHz		5424.25	50.11	-23.89	74	36.14	34.63	9.84	30.5	100	65	P	H
		5462.75	50.05	-18.25	68.3	36	34.67	9.88	30.5	100	65	P	H
	*	5720	101.33	-	-	86.74	35.06	10.12	30.59	100	65	P	H
		5880.75	52.34	-15.96	68.3	37.47	35.31	10.21	30.65	100	65	P	H
		5452.85	42.13	-11.87	54	28.09	34.66	9.88	30.5	100	65	A	H
		5720	94.17	-	-	79.58	35.06	10.12	30.59	100	65	A	H
		5420.95	49.94	-24.06	74	35.97	34.63	9.84	30.5	100	326	P	V
		5465.5	49.93	-18.37	68.3	35.88	34.67	9.88	30.5	100	326	P	V
	*	5720	95.64	-	-	81.05	35.06	10.12	30.59	100	326	P	V
		5900	51.66	-16.64	68.3	36.75	35.33	10.24	30.66	100	326	P	V
		5460	42.11	-11.89	54	28.07	34.66	9.88	30.5	100	326	A	V
		5720	89.25	-	-	74.66	35.06	10.12	30.59	100	326	A	V
Remark	1. No other spurious found. 2. All results are PASS against Peak and Average limit line.												

UNII-2C - Straddle Channel

WIFI 802.11ac VHT20 (Harmonic @ 3m)

WIFI	Note	Frequency	Level	Margin	Limit	Read	Antenna	Path	Preamp	Ant	Table	Peak	Pol.
Ant. 6		(MHz)	(dBμV/m)	(dB)	Line (dBμV/m)	Level (dBμV)	Factor (dB/m)	Loss (dB)	Factor (dB)	Pos (cm)	Pos (deg)	Avg. (P/A)	(H/V)
WIFI 802.11ac VHT20 CH 144 5720MHz		11440	48.64	-25.36	74	54.34	38.53	13.71	57.94	-	-	P	H
		17160	50.7	-17.6	68.3	49.65	41.27	16.55	56.77	-	-	P	H
		11440	49.27	-24.73	74	54.97	38.53	13.71	57.94	-	-	P	V
		17160	50.1	-18.2	68.3	49.05	41.27	16.55	56.77	-	-	P	V
Remark	1. No other spurious found. 2. All results are PASS against Peak and Average limit line.												

UNII-2C - Straddle Channel

WIFI 802.11ac VHT 40 (Band Edge @ 3m)

WIFI	Note	Frequency	Level	Margin	Limit	Read	Antenna	Path	Preamp	Ant	Table	Peak	Pol.
Ant. 6		(MHz)	(dBμV/m)	(dB)	Line (dBμV/m)	Level (dBμV)	Factor (dB/m)	Loss (dB)	Factor (dB)	Pos (cm)	Pos (deg)	Avg. (P/A)	(H/V)
WIFI 802.11ac VHT 40 CH 142 5710MHz		5446.8	51.49	-22.51	74	37.45	34.66	9.88	30.5	100	81	P	H
		5468.25	50.18	-18.12	68.3	36.09	34.67	9.92	30.5	100	81	P	H
	*	5710	97.21	-	-	82.64	35.03	10.12	30.58	100	81	P	H
		5889	52.02	-16.28	68.3	37.13	35.33	10.21	30.65	100	81	P	H
		5449	42.56	-11.44	54	28.52	34.66	9.88	30.5	100	81	A	H
		5710	90.15	-	-	75.58	35.03	10.12	30.58	100	81	A	H
		5446.8	50.58	-23.42	74	36.54	34.66	9.88	30.5	100	348	P	V
		5469.9	50.08	-18.22	68.3	35.99	34.67	9.92	30.5	100	348	P	V
	*	5710	90.96	-	-	76.39	35.03	10.12	30.58	100	348	P	V
		5890.1	52.06	-16.24	68.3	37.17	35.33	10.21	30.65	100	348	P	V
		5456.7	42.85	-11.15	54	28.81	34.66	9.88	30.5	100	348	A	V
		5710	84.56	-	-	69.99	35.03	10.12	30.58	100	348	A	V
Remark	1. No other spurious found. 2. All results are PASS against Peak and Average limit line.												

UNII-2C - Straddle Channel

WIFI 802.11ac VHT 80 (Band Edge @ 3m)

WIFI Ant.	Note	Frequency	Level	Margin	Limit Line	Read Level	Antenna Factor	Path Loss	Preamp Factor	Ant Pos	Table Pos	Peak Avg.	Pol.
6		(MHz)	(dBμV/m)	(dB)	(dBμV/m)	(dBμV)	(dB/m)	(dB)	(dB)	(cm)	(deg)	(P/A)	(H/V)
WIFI 802.11ac VHT 80 CH 138 5690MHz		5425.9	51.75	-22.25	74	37.78	34.63	9.84	30.5	100	69	P	H
		5467.7	50.53	-17.77	68.3	36.44	34.67	9.92	30.5	100	69	P	H
	*	5690	95.86	-	-	81.35	35	10.09	30.58	100	69	P	H
		5867.55	52.71	-15.59	68.3	37.86	35.28	10.21	30.64	100	69	P	H
		5454.5	44.51	-9.49	54	30.47	34.66	9.88	30.5	100	69	A	H
		5690	89.87	-	-	75.36	35	10.09	30.58	100	69	A	H
		5456.15	51.55	-22.45	74	37.51	34.66	9.88	30.5	100	178	P	V
		5464.4	51.65	-16.65	68.3	37.6	34.67	9.88	30.5	100	178	P	V
	*	5690	86.65	-	-	72.14	35	10.09	30.58	100	178	P	V
		5851.6	54.28	-14.02	68.3	39.48	35.25	10.19	30.64	100	178	P	V
		5444.6	44.47	-9.53	54	30.44	34.65	9.88	30.5	100	178	A	V
		5690	80.59	-	-	66.08	35	10.09	30.58	100	178	A	V
Remark	1. No other spurious found. 2. All results are PASS against Peak and Average limit line.												

Mode	1	
	Harmonic	
	U-NII-1_5.15-5.25_802.11a_CH36_5180MHz	
ANT	6	
Pol.	Horizontal	Vertical
Peak Avg	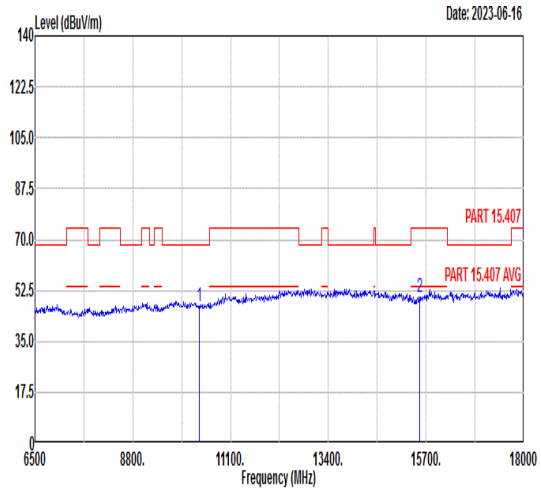 Freq Level Limit Line Margin Read Level Ant Factor Cable Loss Preamp Factor APos TPos Remark MHz dBuV/m dBuV/m dB dBuV dB/m dB dB cm deg 1 10360.00 47.19 68.30 -21.11 56.43 37.62 13.48 60.34 --- --- Peak 2 15540.00 50.03 74.00 -23.97 52.51 40.56 15.54 58.58 --- --- Peak	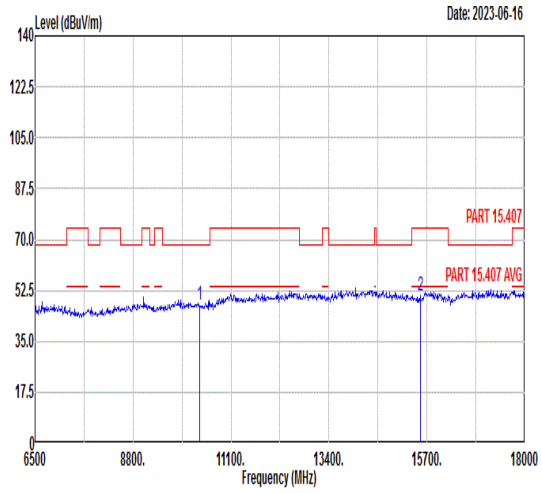 Freq Level Limit Line Margin Read Level Ant Factor Cable Loss Preamp Factor APos TPos Remark MHz dBuV/m dBuV/m dB dBuV dB/m dB dB cm deg 1 10360.00 47.75 68.30 -20.55 56.99 37.62 13.48 60.34 --- --- Peak 2 15540.00 50.79 74.00 -23.21 53.27 40.56 15.54 58.58 --- --- Peak

Mode	2	
	Harmonic	
	U-NII-1_5.15-5.25_802.11a_CH44_5220MHz	
ANT	6	
Pol.	Horizontal	Vertical
Peak Avg	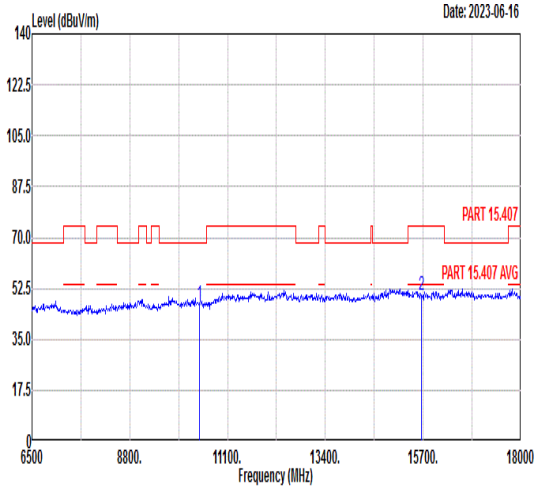 Freq Level Limit Line Margin Read Level Ant Factor Cable Loss Preamp Factor APos TPos Remark MHz dBuV/m dBuV/m dB dBuV dB/m dB dB cm deg 1 10440.00 46.93 68.30 -21.37 56.14 37.66 13.51 60.38 --- --- Peak 2 15660.00 50.38 74.00 -23.62 53.04 40.60 15.56 58.82 --- --- Peak	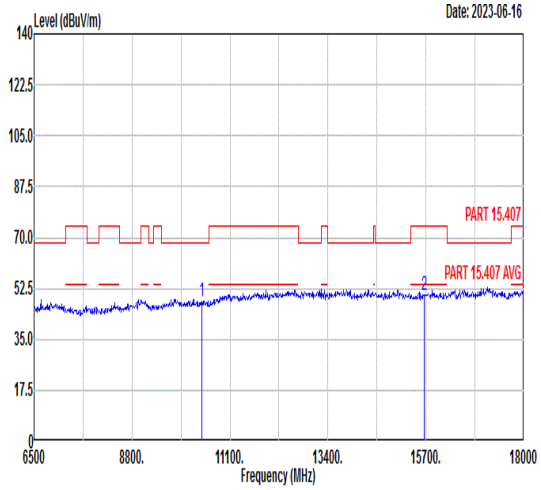 Freq Level Limit Line Margin Read Level Ant Factor Cable Loss Preamp Factor APos TPos Remark MHz dBuV/m dBuV/m dB dBuV dB/m dB dB cm deg 1 10440.00 47.84 68.30 -20.46 57.05 37.66 13.51 60.38 --- --- Peak 2 15660.00 50.08 74.00 -23.92 52.74 40.60 15.56 58.82 --- --- Peak

Mode	3	
	Harmonic	
	U-NII-1_5.15-5.25_802.11a_CH48_5240MHz	
ANT	6	
Pol.	Horizontal	Vertical
Peak Avg	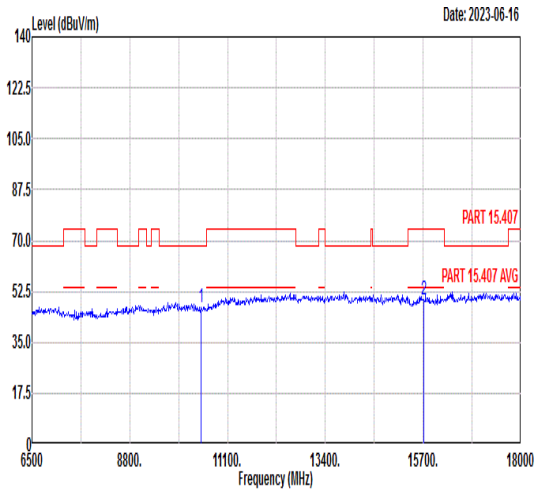 Freq Level Limit Line Margin Read Level Ant Factor Cable Loss Preamp Factor APos TPos Remark MHz dBuV/m dBuV/m dB dBuV dB/m dB dB cm deg 1 10480.00 46.91 68.30 -21.39 56.08 37.69 13.53 60.39 --- --- Peak 2 15720.00 49.49 74.00 -24.51 52.23 40.62 15.58 58.94 --- --- Peak	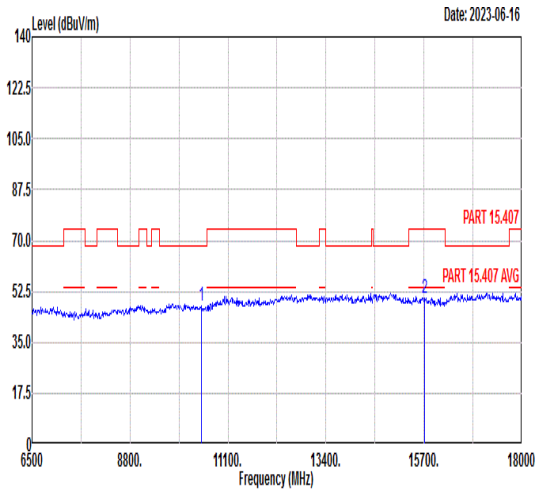 Freq Level Limit Line Margin Read Level Ant Factor Cable Loss Preamp Factor APos TPos Remark MHz dBuV/m dBuV/m dB dBuV dB/m dB dB cm deg 1 10480.00 47.50 68.30 -20.80 56.67 37.69 13.53 60.39 --- --- Peak 2 15720.00 50.15 74.00 -23.85 52.89 40.62 15.58 58.94 --- --- Peak

Mode	4	
	Harmonic	
	U-NII-2A_5.25-5.35_802.11a_CH52_5260MHz	
ANT	6	
Pol.	Horizontal	Vertical
Peak Avg	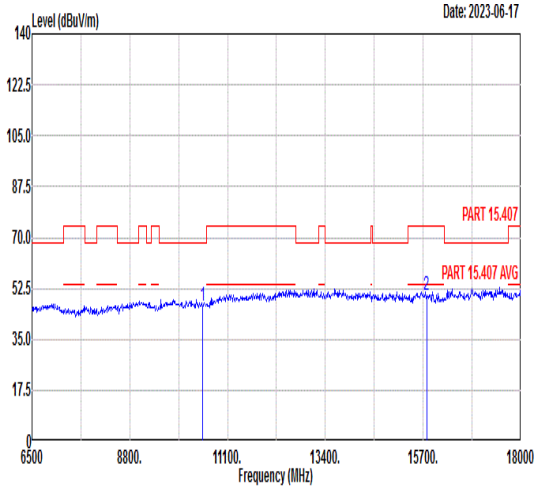 Freq Level Limit Line Margin Read Level Ant Factor Cable Loss Preamp Factor APos TPos Remark MHz dBuV/m dBuV/m dB dBuV dB/m dB dB cm deg 1 10520.00 46.57 68.30 -21.73 55.63 37.71 13.55 60.32 --- --- Peak 2 15780.00 50.11 74.00 -23.89 52.96 40.63 15.59 59.07 --- --- Peak	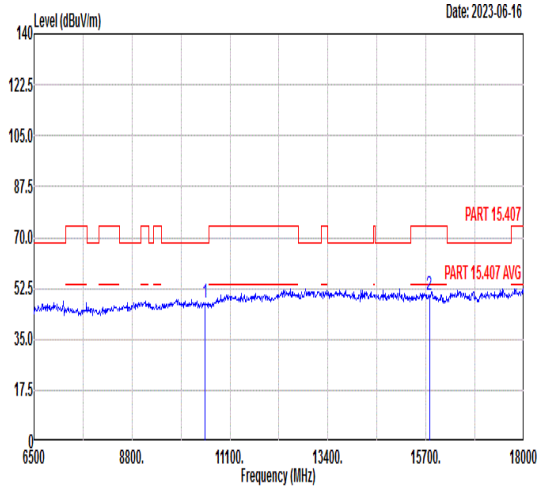 Freq Level Limit Line Margin Read Level Ant Factor Cable Loss Preamp Factor APos TPos Remark MHz dBuV/m dBuV/m dB dBuV dB/m dB dB cm deg 1 10520.00 47.77 68.30 -20.53 56.83 37.71 13.55 60.32 --- --- Peak 2 15780.00 50.30 74.00 -23.70 53.15 40.63 15.59 59.07 --- --- Peak

Mode	5	
	Harmonic	
	U-NII-2A_5.25-5.35_802.11a_CH60_5300MHz	
ANT	6	
Pol.	Horizontal	Vertical
Peak Avg	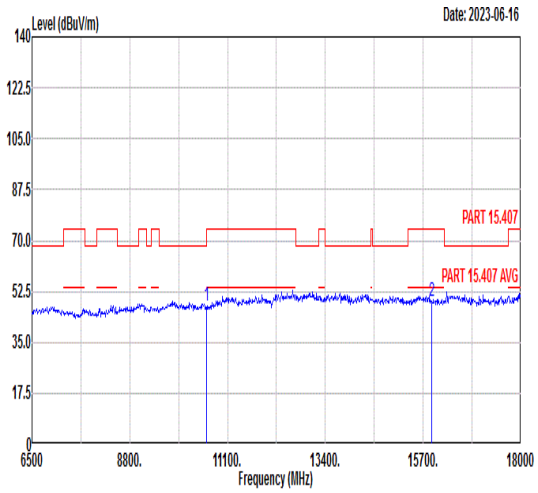 Freq Level Limit Line Margin Read Level Ant Factor Cable Loss Preamp Factor APos TPos Remark MHz dBuV/m dBuV/m dB dBuV dB/m dB dB cm deg 1 10600.00 47.38 74.00 -26.62 55.98 37.78 13.59 59.97 185 215 Peak 2 15900.00 49.06 74.00 -24.94 52.08 40.67 15.62 59.31 --- --- Peak	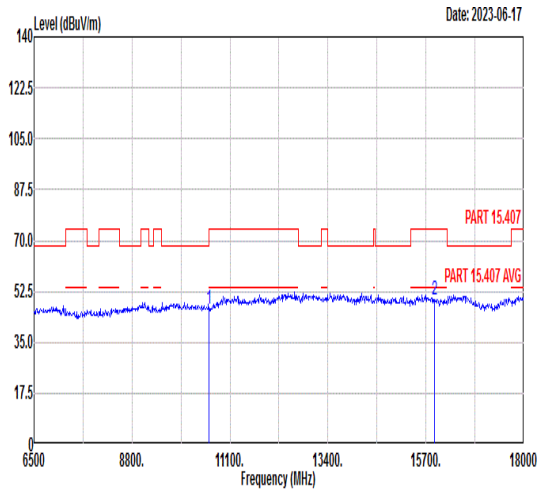 Freq Level Limit Line Margin Read Level Ant Factor Cable Loss Preamp Factor APos TPos Remark MHz dBuV/m dBuV/m dB dBuV dB/m dB dB cm deg 1 10600.00 46.46 74.00 -27.54 55.06 37.78 13.59 59.97 185 215 Peak 2 15900.00 49.63 74.00 -24.37 52.65 40.67 15.62 59.31 --- --- Peak

Mode	6	
	Harmonic	
	U-NII-2A_5.25-5.35_802.11a_CH64_5320MHz	
ANT	6	
Pol.	Horizontal	Vertical
Peak Avg	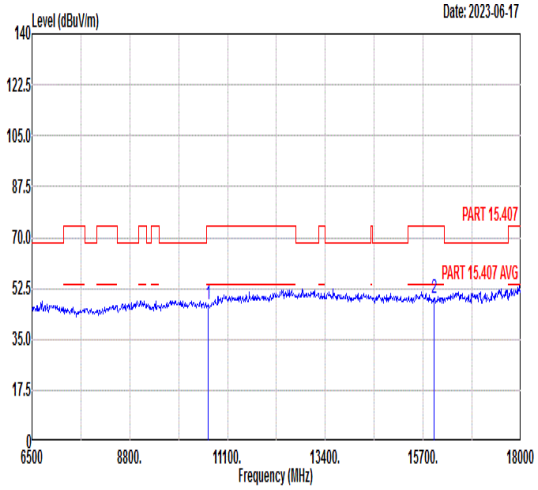 Freq Level Limit Line Margin Read Level Ant Factor Cable Loss Preamp Factor APos TPos Remark MHz dBuV/m dBuV/m dB dBuV dB/m dB dB cm deg 1 10640.00 46.98 74.00 -27.02 55.36 37.81 13.60 59.79 --- --- Peak 2 15960.00 48.97 74.00 -25.03 52.08 40.69 15.63 59.43 --- --- Peak	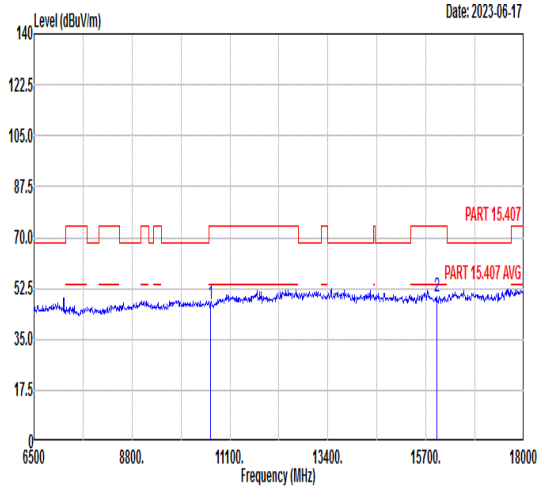 Freq Level Limit Line Margin Read Level Ant Factor Cable Loss Preamp Factor APos TPos Remark MHz dBuV/m dBuV/m dB dBuV dB/m dB dB cm deg 1 10640.00 47.03 74.00 -26.97 55.41 37.81 13.60 59.79 --- --- Peak 2 15960.00 49.51 74.00 -24.49 52.62 40.69 15.63 59.43 --- --- Peak

Mode	7	
	Harmonic	
	U-NII-2C_5.47-5.725_802.11a_CH100_5500MHz	
ANT	6	
Pol.	Horizontal	Vertical
Peak Avg	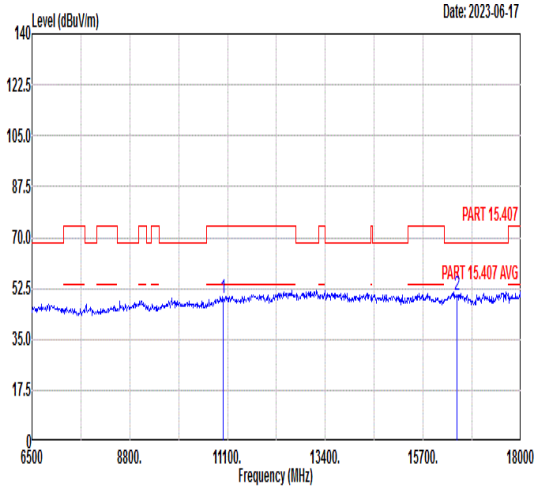 Freq Level Limit Line Margin Read Level Ant Factor Cable Loss Preamp Factor APos TPos Remark MHz dBuV/m dBuV/m dB dBuV dB/m dB dB cm deg 1 11000.00 48.92 74.00 -25.08 55.26 38.10 13.76 58.20 --- --- Peak 2 16500.00 50.08 68.30 -18.22 50.54 40.95 16.11 57.52 --- --- Peak	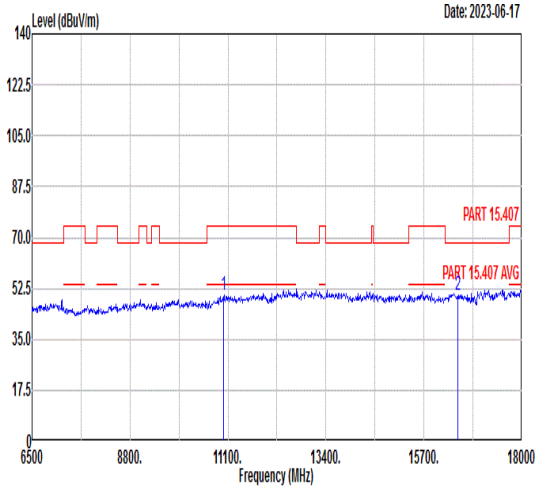 Freq Level Limit Line Margin Read Level Ant Factor Cable Loss Preamp Factor APos TPos Remark MHz dBuV/m dBuV/m dB dBuV dB/m dB dB cm deg 1 11000.00 50.18 74.00 -23.82 56.52 38.10 13.76 58.20 --- --- Peak 2 16500.00 49.96 68.30 -18.34 50.42 40.95 16.11 57.52 --- --- Peak

Mode	8	
	Harmonic	
	U-NII-2C_5.47-5.725_802.11a_CH116_5580MHz	
ANT	6	
Pol.	Horizontal	Vertical
Peak Avg	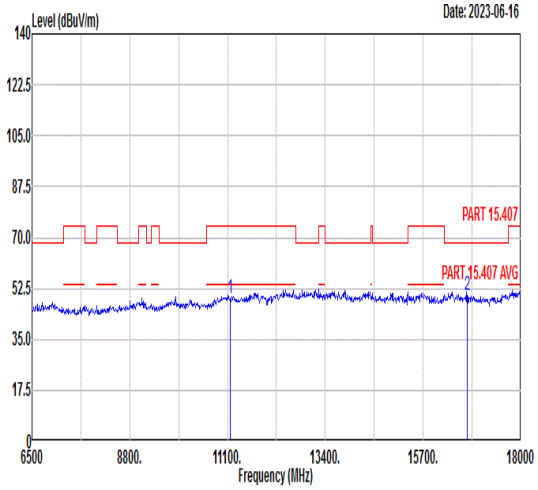 Freq Level Limit Line Margin Read Level Ant Factor Cable Loss Preamp Factor APos TPos Remark MHz dBuV/m dBuV/m dB dBuV dB/m dB dB cm deg 1 11160.00 49.22 74.00 -24.78 55.32 38.26 13.74 58.10 --- --- Peak 2 16740.00 50.11 68.30 -18.19 49.76 41.07 16.35 57.07 --- --- Peak	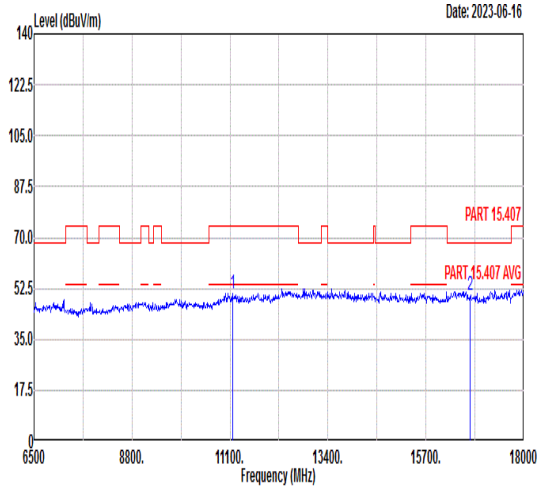 Freq Level Limit Line Margin Read Level Ant Factor Cable Loss Preamp Factor APos TPos Remark MHz dBuV/m dBuV/m dB dBuV dB/m dB dB cm deg 1 11160.00 50.61 74.00 -23.39 56.71 38.26 13.74 58.10 --- --- Peak 2 16740.00 50.16 68.30 -18.14 49.81 41.07 16.35 57.07 --- --- Peak

Mode	9	
	Harmonic	
	U-NII-2C_5.47-5.725_802.11a_CH140_5700MHz	
ANT	6	
Pol.	Horizontal	Vertical
Peak Avg	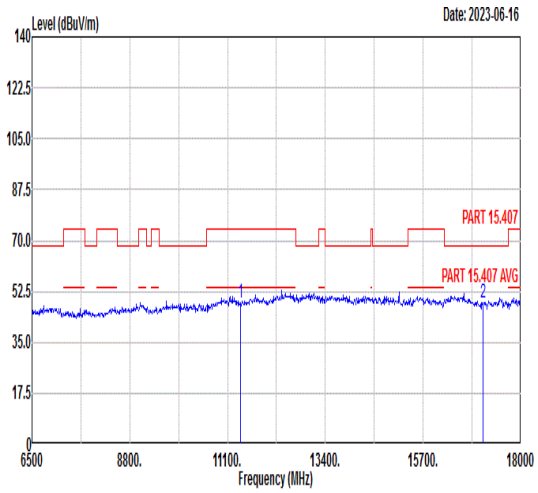 Freq Level Limit Line Margin Read Level Ant Factor Cable Loss Preamp Factor APos TPos Remark MHz dBuV/m dBuV/m dB dBuV dB/m dB dB cm deg 1 11400.00 48.65 74.00 -25.35 54.40 38.50 13.71 57.96 --- --- Peak 2 17100.00 48.45 68.30 -19.85 47.35 41.24 16.56 56.70 --- --- Peak	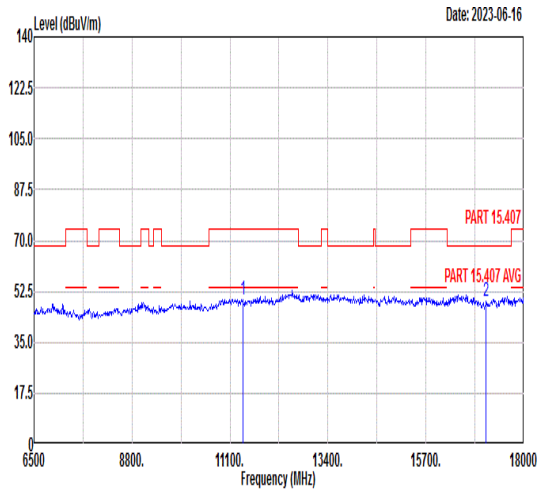 Freq Level Limit Line Margin Read Level Ant Factor Cable Loss Preamp Factor APos TPos Remark MHz dBuV/m dBuV/m dB dBuV dB/m dB dB cm deg 1 11400.00 49.89 74.00 -24.11 55.64 38.50 13.71 57.96 --- --- Peak 2 17100.00 49.14 68.30 -19.16 48.04 41.24 16.56 56.70 --- --- Peak

Mode	10	
	Band Edge	
	U-NII-1_5.15-5.25_802.11ac VHT20_CH36_5180MHz	
ANT	6	
Pol.	Horizontal	Fundamental
Peak	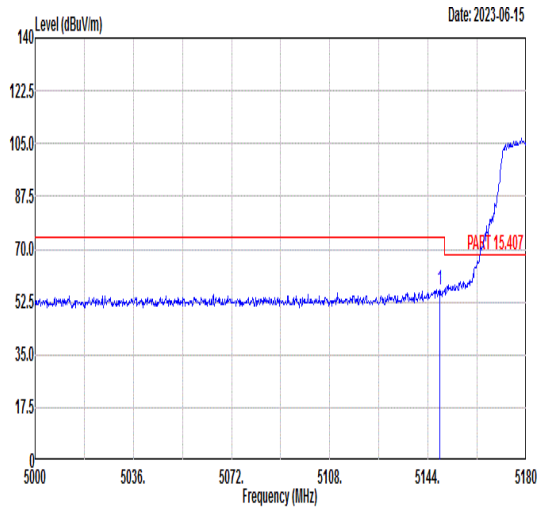 Freq Level Limit Line Margin Read Level Ant Factor Cable Loss Preamp Factor APos TPos Remark MHz dBuV/m dBuV/m dB dBuV dB/m dB dB cm deg 1 5148.32 56.72 74.00 -17.28 43.05 34.42 9.75 30.50 100 98 PEAK	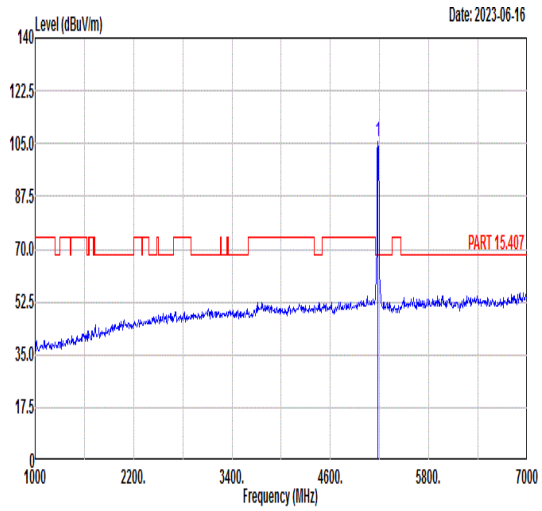 Freq Level Limit Line Margin Read Level Ant Factor Cable Loss Preamp Factor APos TPos Remark MHz dBuV/m dBuV/m dB dBuV dB/m dB dB cm deg 1 5180.00 105.51 ------ ------ 91.77 34.45 9.79 30.50 100 98 PEAK
Avg	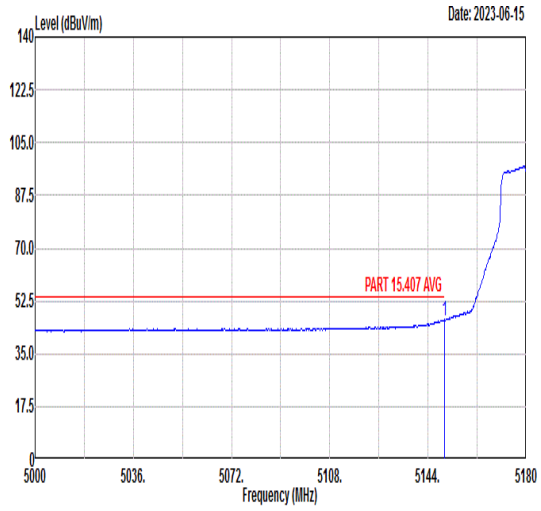 Freq Level Limit Line Margin Read Level Ant Factor Cable Loss Preamp Factor APos TPos Remark MHz dBuV/m dBuV/m dB dBuV dB/m dB dB cm deg 1 5149.94 46.12 54.00 -7.88 32.44 34.42 9.76 30.50 100 98 AVERAGE	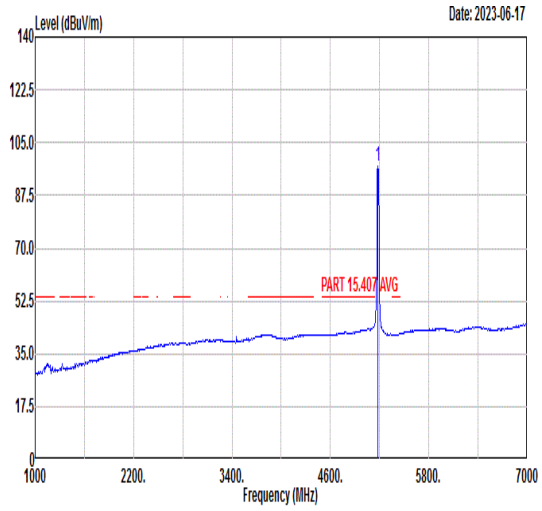 Freq Level Limit Line Margin Read Level Ant Factor Cable Loss Preamp Factor APos TPos Remark MHz dBuV/m dBuV/m dB dBuV dB/m dB dB cm deg 1 5180.00 97.27 ------ ------ 83.53 34.45 9.79 30.50 100 98 AVERAGE

Mode	10	
	Band Edge	
	U-NII-1_5.15-5.25_802.11ac VHT20_CH36_5180MHz	
ANT	6	
Pol.	Vertical	Fundamental
Peak	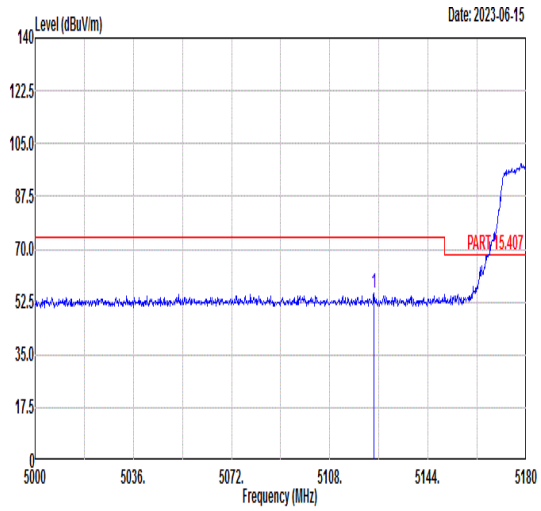 Freq Level Limit Line Margin Read Level Ant Factor Cable Loss Preamp Factor APos TPos Remark MHz dBuV/m dBuV/m dB dBuV dB/m dB dB cm deg 1 5124.20 55.26 74.00 -18.74 41.63 34.40 9.73 30.50 300 97 PEAK	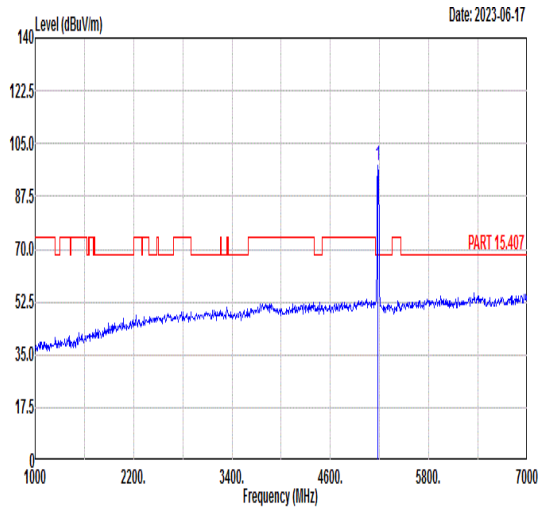 Freq Level Limit Line Margin Read Level Ant Factor Cable Loss Preamp Factor APos TPos Remark MHz dBuV/m dBuV/m dB dBuV dB/m dB dB cm deg 1 5180.00 97.98 ------ ------ 84.24 34.45 9.79 30.50 300 97 PEAK
Avg	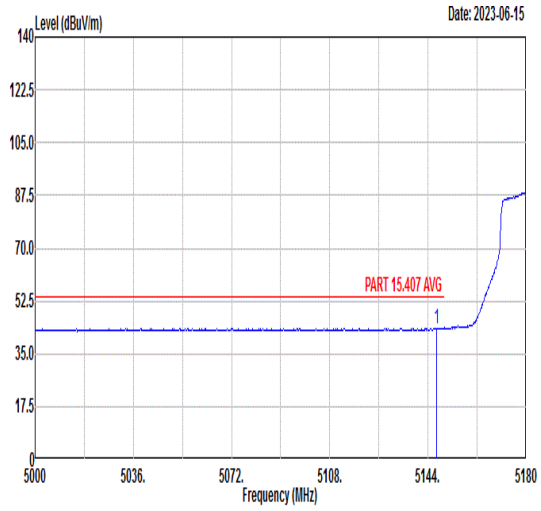 Freq Level Limit Line Margin Read Level Ant Factor Cable Loss Preamp Factor APos TPos Remark MHz dBuV/m dBuV/m dB dBuV dB/m dB dB cm deg 1 5147.24 43.50 54.00 -10.50 29.83 34.42 9.75 30.50 300 97 AVERAGE	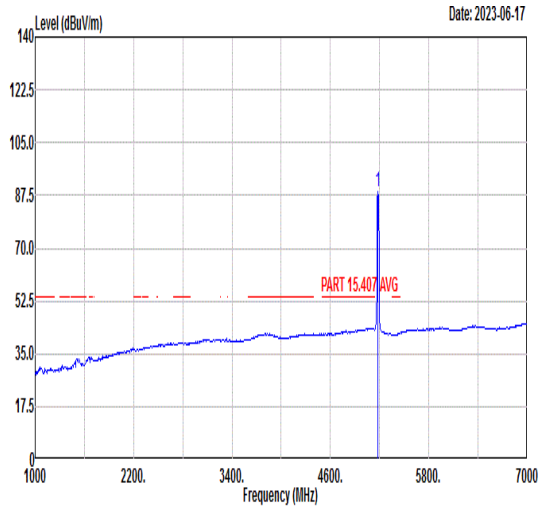 Freq Level Limit Line Margin Read Level Ant Factor Cable Loss Preamp Factor APos TPos Remark MHz dBuV/m dBuV/m dB dBuV dB/m dB dB cm deg 1 5180.00 88.59 ------ ------ 74.85 34.45 9.79 30.50 300 97 AVERAGE

Mode	10	
	Harmonic	
	U-NII-1_5.15-5.25_802.11ac VHT20_CH36_5180MHz	
ANT	6	
Pol.	Horizontal	Vertical
Peak Avg	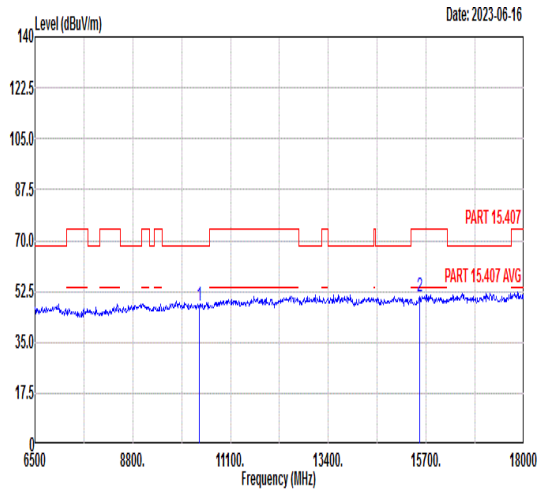 Freq Level Limit Line Margin Read Level Ant Factor Cable Loss Preamp Factor APos TPos Remark MHz dBuV/m dBuV/m dB dBuV dB/m dB dB cm deg 1 10360.00 47.76 68.30 -20.54 57.00 37.62 13.48 60.34 --- --- Peak 2 15540.00 50.53 74.00 -23.47 53.01 40.56 15.54 58.58 --- --- Peak	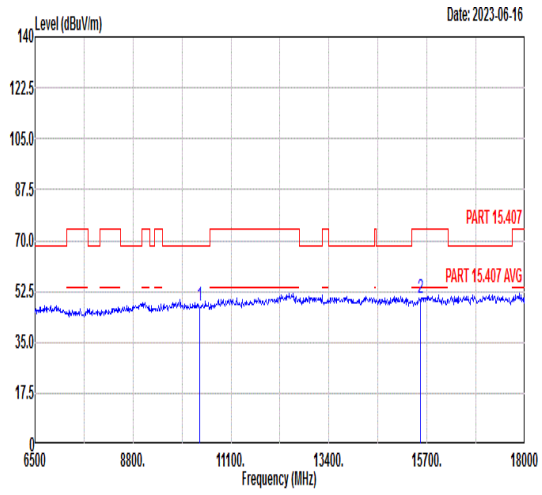 Freq Level Limit Line Margin Read Level Ant Factor Cable Loss Preamp Factor APos TPos Remark MHz dBuV/m dBuV/m dB dBuV dB/m dB dB cm deg 1 10360.00 47.71 68.30 -20.59 56.95 37.62 13.48 60.34 --- --- Peak 2 15540.00 50.40 74.00 -23.60 52.88 40.56 15.54 58.58 --- --- Peak

Mode	11	
	Harmonic	
	U-NII-1_5.15-5.25_802.11ac VHT20_CH44_5220MHz	
ANT	6	
Pol.	Horizontal	Vertical
Peak Avg	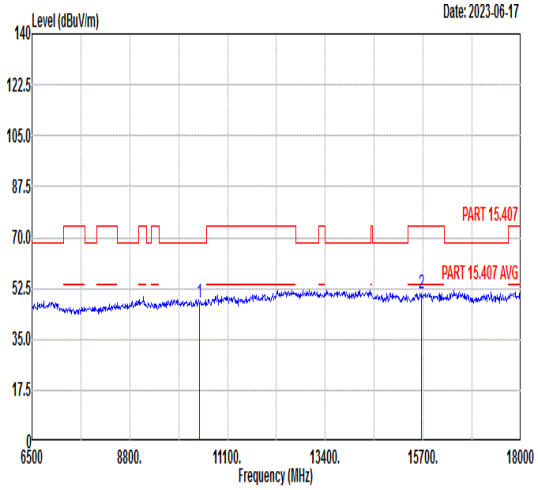 Freq Level Limit Line Margin Read Level Ant Factor Cable Loss Preamp Factor APos TPos Remark MHz dBuV/m dBuV/m dB dBuV dB/m dB dB cm deg 1 10440.00 47.51 68.30 -20.79 56.72 37.66 13.51 60.38 --- --- Peak 2 15660.00 50.86 74.00 -23.14 53.52 40.60 15.56 58.82 --- --- Peak	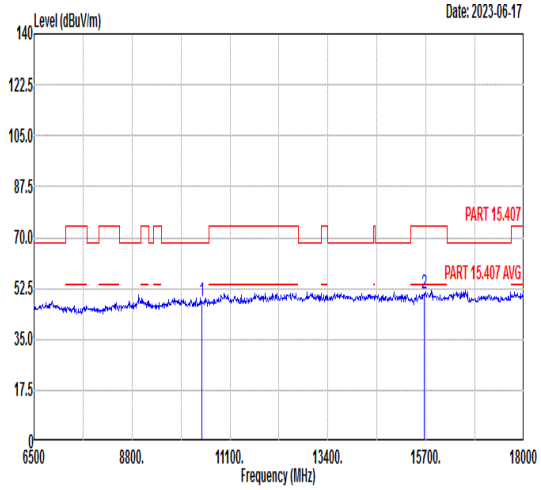 Freq Level Limit Line Margin Read Level Ant Factor Cable Loss Preamp Factor APos TPos Remark MHz dBuV/m dBuV/m dB dBuV dB/m dB dB cm deg 1 10440.00 47.99 68.30 -20.31 57.20 37.66 13.51 60.38 --- --- Peak 2 15660.00 50.73 74.00 -23.27 53.39 40.60 15.56 58.82 --- --- Peak

Mode	12	
	Harmonic	
	U-NII-1_5.15-5.25_802.11ac VHT20_CH48_5240MHz	
ANT	6	
Pol.	Horizontal	Vertical
Peak Avg	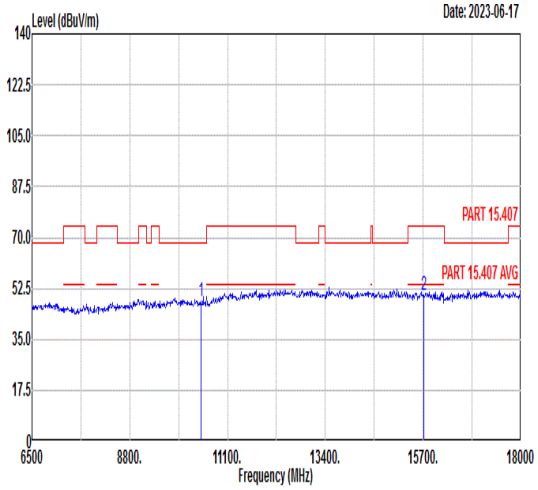 Freq Level Limit Line Margin Read Level Ant Factor Cable Loss Preamp Factor APos TPos Remark MHz dBuV/m dBuV/m dB dBuV dB/m dB dB cm deg 1 10480.00 48.18 68.30 -20.12 57.35 37.69 13.53 60.39 --- --- Peak 2 15720.00 50.26 74.00 -23.74 53.00 40.62 15.58 58.94 --- --- Peak	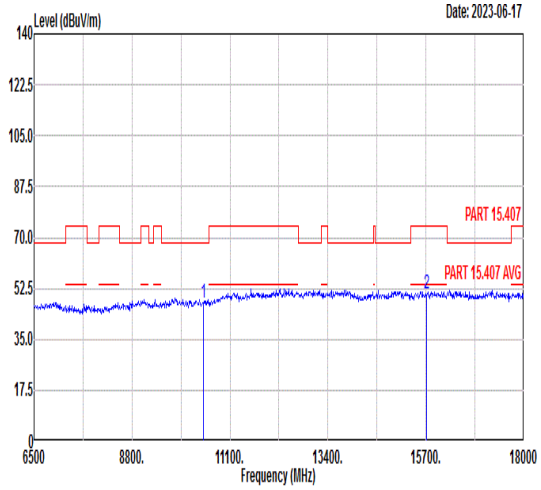 Freq Level Limit Line Margin Read Level Ant Factor Cable Loss Preamp Factor APos TPos Remark MHz dBuV/m dBuV/m dB dBuV dB/m dB dB cm deg 1 10480.00 47.71 68.30 -20.59 56.88 37.69 13.53 60.39 --- --- Peak 2 15720.00 50.69 74.00 -23.31 53.43 40.62 15.58 58.94 --- --- Peak

Mode	13	
	Harmonic	
	U-NII-2A_5.25-5.35_802.11ac VHT20_CH52_5260MHz	
ANT	6	
Pol.	Horizontal	Vertical
Peak Avg	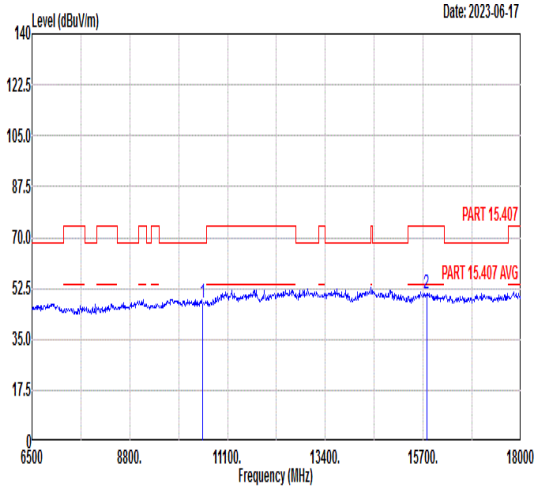 Freq Level Limit Line Margin Read Level Ant Factor Cable Loss Preamp Factor APos TPos Remark MHz dBuV/m dBuV/m dB dBuV dB/m dB dB cm deg 1 10520.00 47.60 68.30 -20.70 56.66 37.71 13.55 60.32 --- --- Peak 2 15780.00 50.79 74.00 -23.21 53.64 40.63 15.59 59.07 --- --- Peak	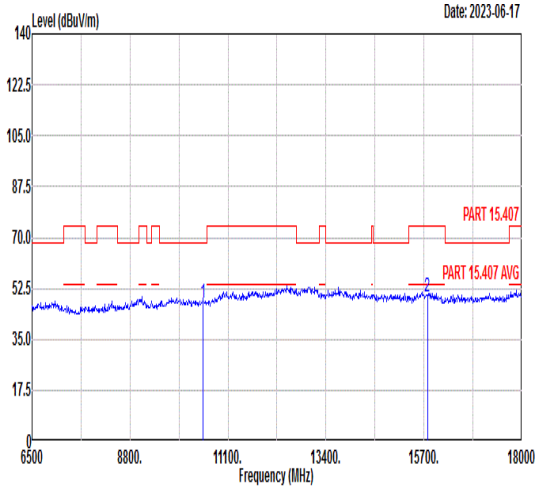 Freq Level Limit Line Margin Read Level Ant Factor Cable Loss Preamp Factor APos TPos Remark MHz dBuV/m dBuV/m dB dBuV dB/m dB dB cm deg 1 10520.00 47.41 68.30 -20.89 56.47 37.71 13.55 60.32 --- --- Peak 2 15780.00 49.90 74.00 -24.10 52.75 40.63 15.59 59.07 --- --- Peak

Mode	14	
	Harmonic	
	U-NII-2A_5.25-5.35_802.11ac VHT20_CH60_5300MHz	
ANT	6	
Pol.	Horizontal	Vertical
Peak Avg	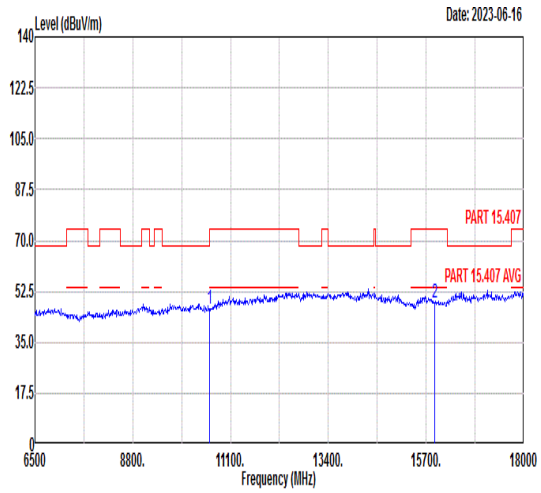 Freq Level Limit Line Margin Read Level Ant Factor Cable Loss Preamp Factor APos TPos Remark MHz dBuV/m dBuV/m dB dBuV dB/m dB dB cm deg 1 10600.00 46.52 74.00 -27.48 55.12 37.78 13.59 59.97 185 215 Peak 2 15900.00 48.56 74.00 -25.44 51.58 40.67 15.62 59.31 --- --- Peak	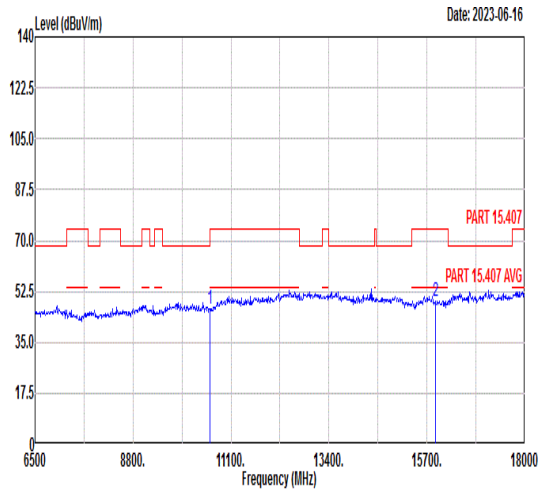 Freq Level Limit Line Margin Read Level Ant Factor Cable Loss Preamp Factor APos TPos Remark MHz dBuV/m dBuV/m dB dBuV dB/m dB dB cm deg 1 10600.00 46.74 74.00 -27.26 55.34 37.78 13.59 59.97 185 215 Peak 2 15900.00 48.93 74.00 -25.07 51.95 40.67 15.62 59.31 --- --- Peak

Mode	15	
	Band Edge	
	U-NII-2A_5.25-5.35_802.11ac VHT20_CH64_5320MHz	
ANT	6	
Pol.	Horizontal	Fundamental
Peak	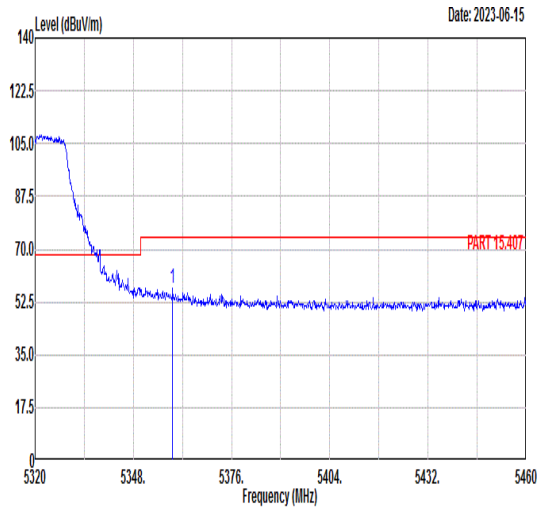 Freq Level Limit Line Margin Read Level Ant Factor Cable Loss Preamp Factor APos TPos Remark MHz dBuV/m dBuV/m dB dBuV dB/m dB dB cm deg 1 5359.20 57.21 74.00 -16.79 43.28 34.59 9.84 30.50 100 72 PEAK	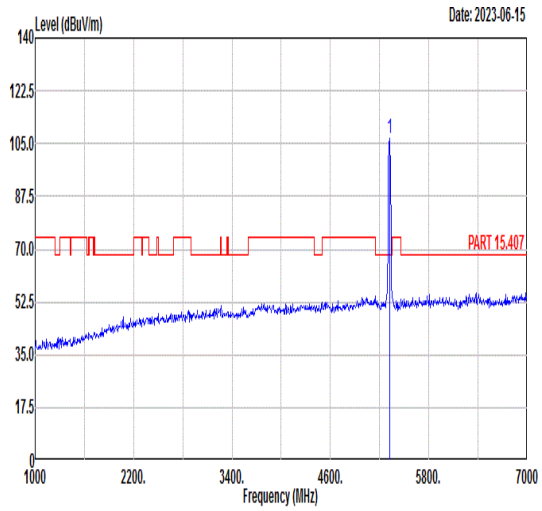 Freq Level Limit Line Margin Read Level Ant Factor Cable Loss Preamp Factor APos TPos Remark MHz dBuV/m dBuV/m dB dBuV dB/m dB dB cm deg 1 5320.00 106.83 ------ ------ 92.95 34.55 9.83 30.50 100 72 PEAK
Avg	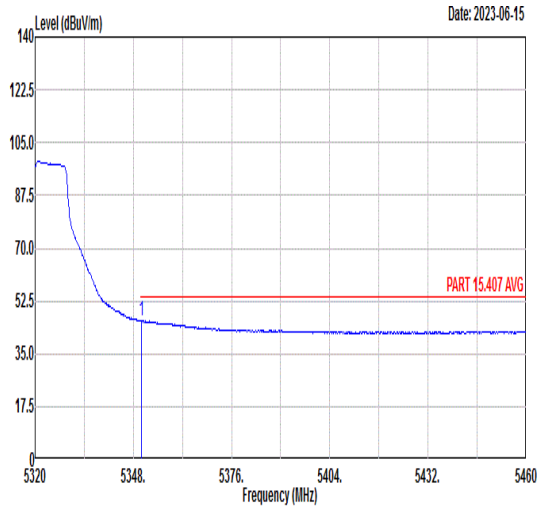 Freq Level Limit Line Margin Read Level Ant Factor Cable Loss Preamp Factor APos TPos Remark MHz dBuV/m dBuV/m dB dBuV dB/m dB dB cm deg 1 5350.38 46.15 54.00 -7.85 32.24 34.58 9.83 30.50 100 72 AVERAGE	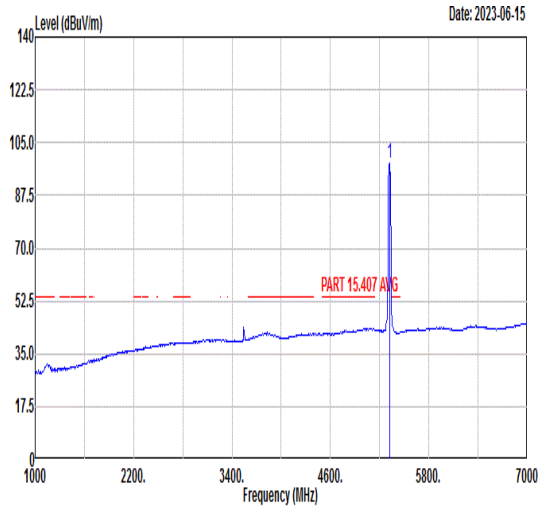 Freq Level Limit Line Margin Read Level Ant Factor Cable Loss Preamp Factor APos TPos Remark MHz dBuV/m dBuV/m dB dBuV dB/m dB dB cm deg 1 5320.00 98.38 ------ ------ 84.50 34.55 9.83 30.50 100 72 AVERAGE

Mode	15	
	Band Edge	
	U-NII-2A_5.25-5.35_802.11ac VHT20_CH64_5320MHz	
ANT	6	
Pol.	Vertical	Fundamental
Peak	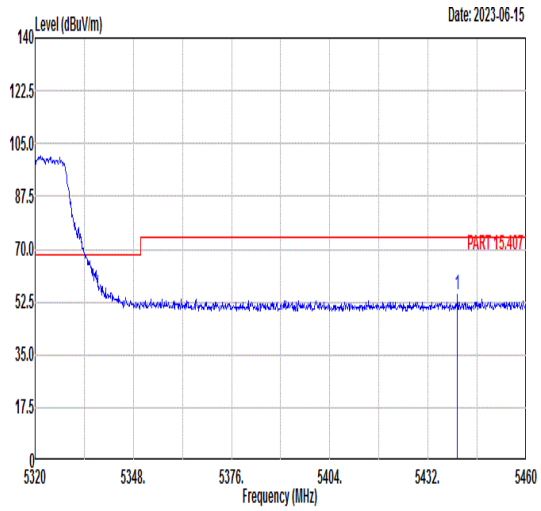 Freq Level Limit Line Margin Read Level Ant Factor Cable Loss Preamp Factor APos TPos Remark MHz dBuV/m dBuV/m dB dBuV dB/m dB dB cm deg 1 5440.40 54.85 74.00 -19.15 40.82 34.65 9.88 30.50 100 122 PEAK	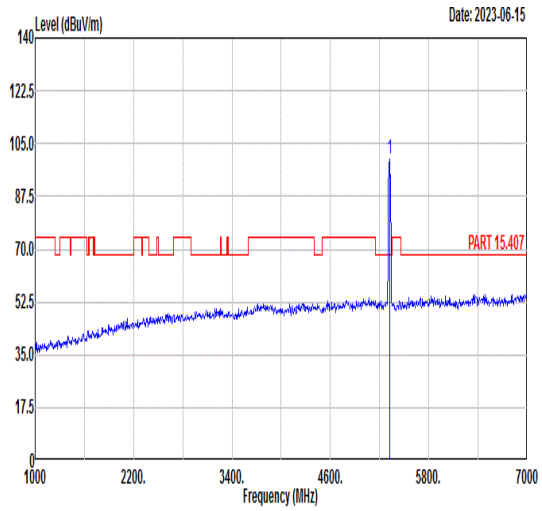 Freq Level Limit Line Margin Read Level Ant Factor Cable Loss Preamp Factor APos TPos Remark MHz dBuV/m dBuV/m dB dBuV dB/m dB dB cm deg 1 5320.00 99.68 ------ ------ 85.80 34.55 9.83 30.50 100 122 PEAK
Avg	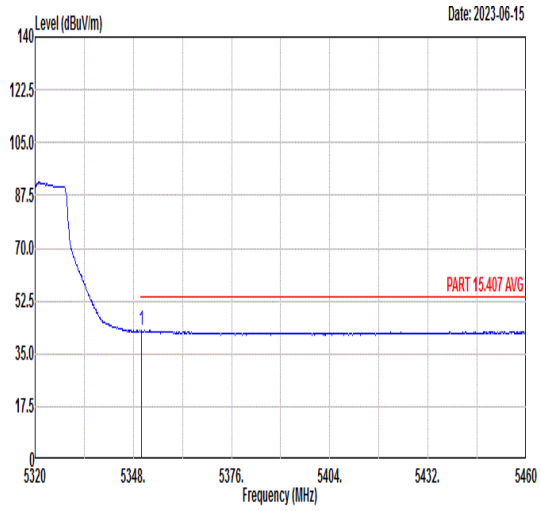 Freq Level Limit Line Margin Read Level Ant Factor Cable Loss Preamp Factor APos TPos Remark MHz dBuV/m dBuV/m dB dBuV dB/m dB dB cm deg 1 5350.38 42.72 54.00 -11.28 28.81 34.58 9.83 30.50 100 122 AVERAGE	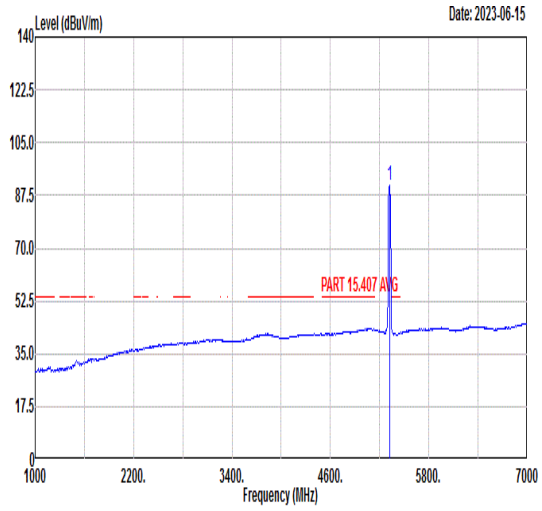 Freq Level Limit Line Margin Read Level Ant Factor Cable Loss Preamp Factor APos TPos Remark MHz dBuV/m dBuV/m dB dBuV dB/m dB dB cm deg 1 5320.00 91.06 ------ ------ 77.18 34.55 9.83 30.50 100 122 AVERAGE

Mode	15	
	Harmonic	
	U-NII-2A_5.25-5.35_802.11ac VHT20_CH64_5320MHz	
ANT	6	
Pol.	Horizontal	Vertical
Peak Avg	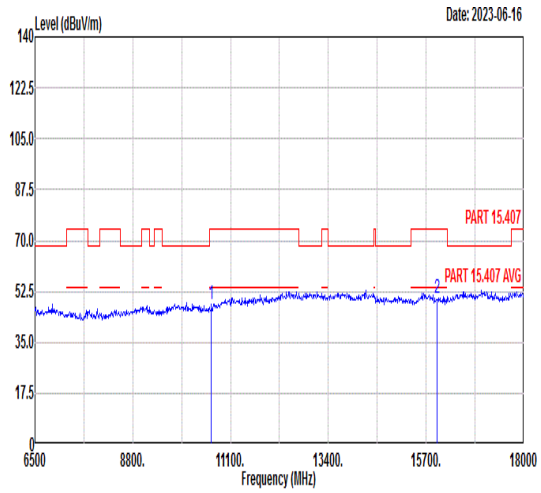 Freq Level Limit Line Margin Read Level Ant Factor Cable Loss Preamp Factor APos TPos Remark MHz dBuV/m dBuV/m dB dBuV dB/m dB dB cm deg 1 10640.00 48.04 74.00 -25.96 56.42 37.81 13.60 59.79 --- --- Peak 2 15960.00 50.26 74.00 -23.74 53.37 40.69 15.63 59.43 --- --- Peak	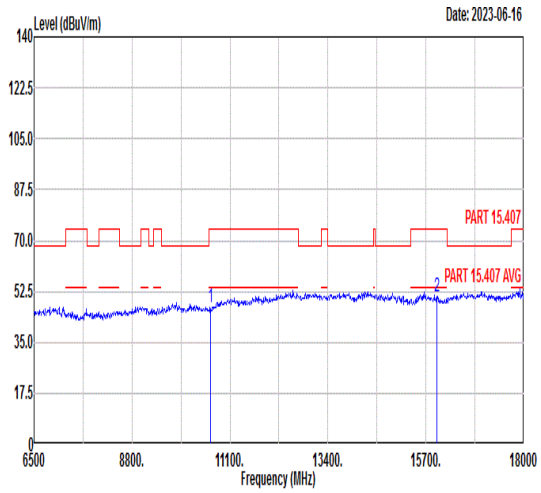 Freq Level Limit Line Margin Read Level Ant Factor Cable Loss Preamp Factor APos TPos Remark MHz dBuV/m dBuV/m dB dBuV dB/m dB dB cm deg 1 10640.00 46.89 74.00 -27.11 55.27 37.81 13.60 59.79 --- --- Peak 2 15960.00 50.80 74.00 -23.20 53.91 40.69 15.63 59.43 --- --- Peak

Mode	16	
	Band Edge	
	U-NII-2C_5.47-5.725_802.11ac VHT20_CH100_5500MHz	
ANT	6	
Pol.	Horizontal	Fundamental
Peak	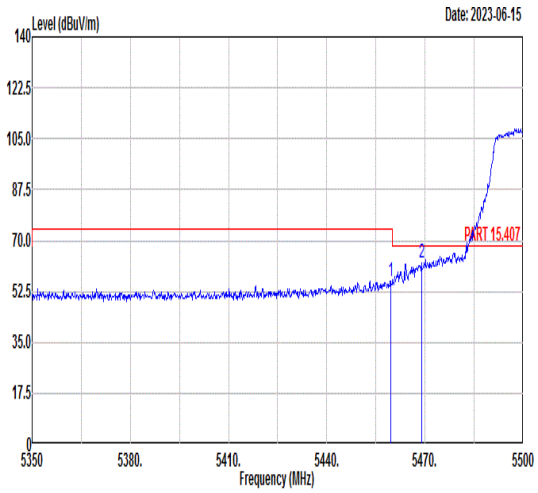 Freq Level Limit Line Margin Read Level Ant Factor Cable Loss Preamp Factor APos TPos Remark MHz dBuV/m dBuV/m dB dBuV dB/m dB dB cm deg 1 5459.50 56.24 74.00 -17.76 42.18 34.66 9.90 30.50 100 75 PEAK 2 5468.95 62.20 68.30 -6.10 48.12 34.67 9.91 30.50 100 75 PEAK	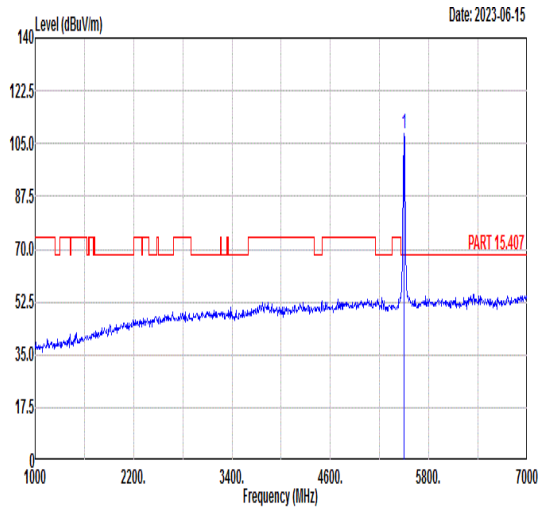 Freq Level Limit Line Margin Read Level Ant Factor Cable Loss Preamp Factor APos TPos Remark MHz dBuV/m dBuV/m dB dBuV dB/m dB dB cm deg 1 5500.00 108.34 ------ ------ 94.20 34.70 9.94 30.50 100 75 PEAK
Avg	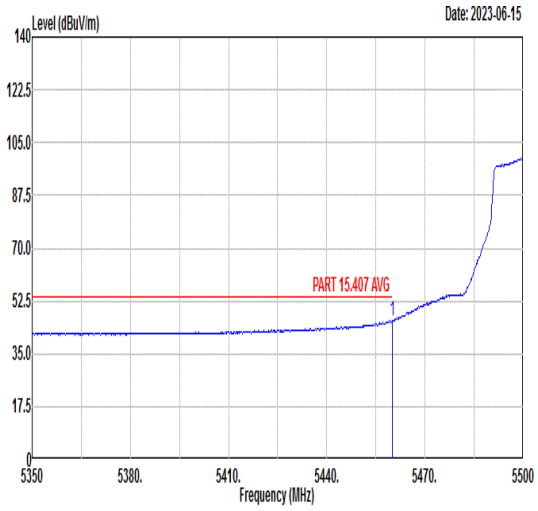 Freq Level Limit Line Margin Read Level Ant Factor Cable Loss Preamp Factor APos TPos Remark MHz dBuV/m dBuV/m dB dBuV dB/m dB dB cm deg 1 5459.95 45.85 54.00 -8.15 31.79 34.66 9.90 30.50 100 75 AVERAGE	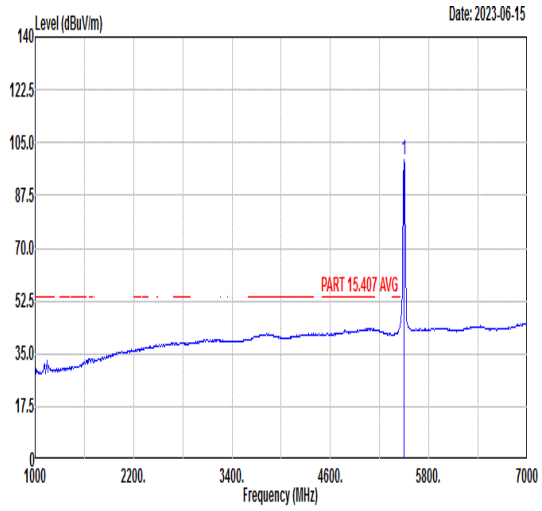 Freq Level Limit Line Margin Read Level Ant Factor Cable Loss Preamp Factor APos TPos Remark MHz dBuV/m dBuV/m dB dBuV dB/m dB dB cm deg 1 5500.00 99.26 ------ ------ 85.12 34.70 9.94 30.50 100 75 AVERAGE

Mode	16	
	Band Edge	
	U-NII-2C_5.47-5.725_802.11ac VHT20_CH100_5500MHz	
ANT	6	
Pol.	Vertical	Fundamental
Peak	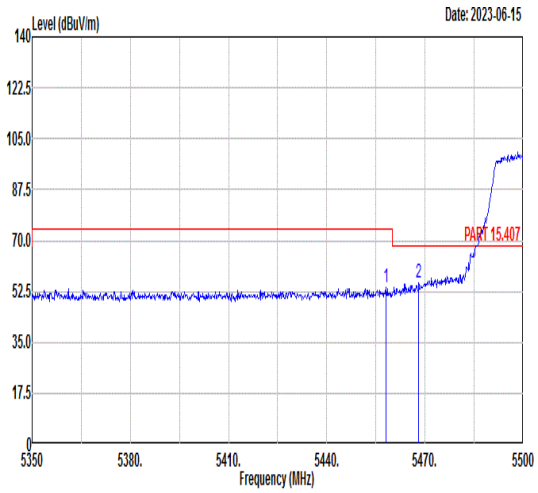 Freq Level Limit Line Margin Read Level Ant Factor Cable Loss Preamp Factor APos TPos Remark MHz dBuV/m dBuV/m dB dBuV dB/m dB dB cm deg 1 5458.00 54.07 74.00 -19.93 40.02 34.66 9.89 30.50 100 346 PEAK 2 5468.05 55.38 68.30 -12.92 41.30 34.67 9.91 30.50 100 346 PEAK	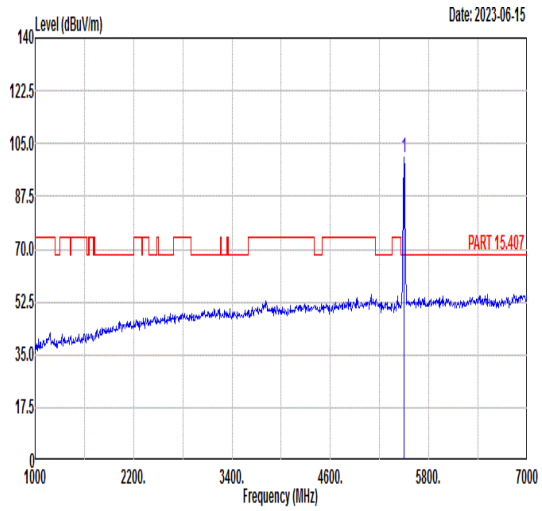 Freq Level Limit Line Margin Read Level Ant Factor Cable Loss Preamp Factor APos TPos Remark MHz dBuV/m dBuV/m dB dBuV dB/m dB dB cm deg 1 5500.00 100.12 ------ ------ 85.98 34.70 9.94 30.50 100 346 PEAK
Avg	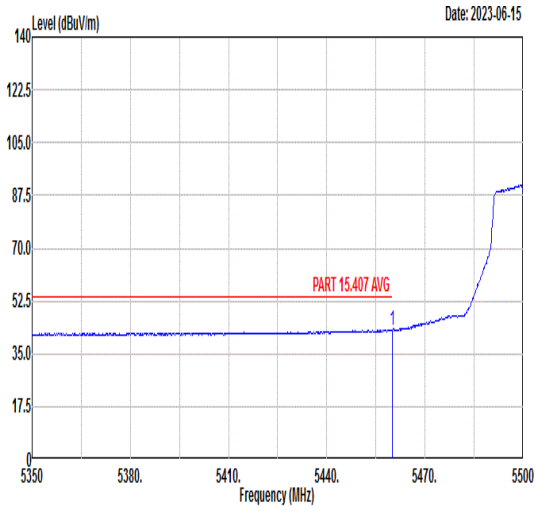 Freq Level Limit Line Margin Read Level Ant Factor Cable Loss Preamp Factor APos TPos Remark MHz dBuV/m dBuV/m dB dBuV dB/m dB dB cm deg 1 5459.95 42.92 54.00 -11.08 28.86 34.66 9.90 30.50 100 346 AVERAGE	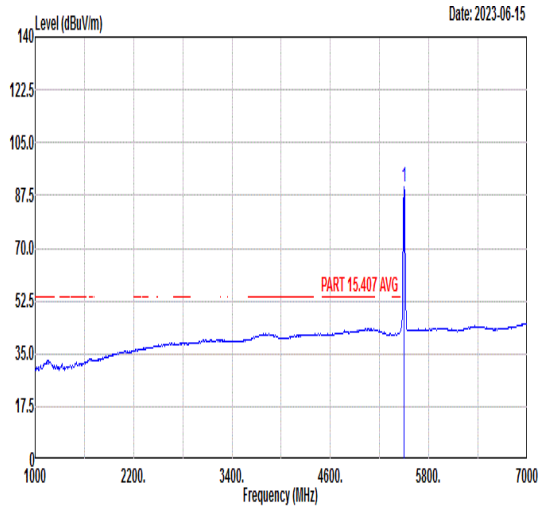 Freq Level Limit Line Margin Read Level Ant Factor Cable Loss Preamp Factor APos TPos Remark MHz dBuV/m dBuV/m dB dBuV dB/m dB dB cm deg 1 5500.00 90.37 ------ ------ 76.23 34.70 9.94 30.50 100 346 AVERAGE

Mode	16	
	Harmonic	
	U-NII-2C_5.47-5.725_802.11ac VHT20_CH100_5500MHz	
ANT	6	
Pol.	Horizontal	Vertical
Peak Avg	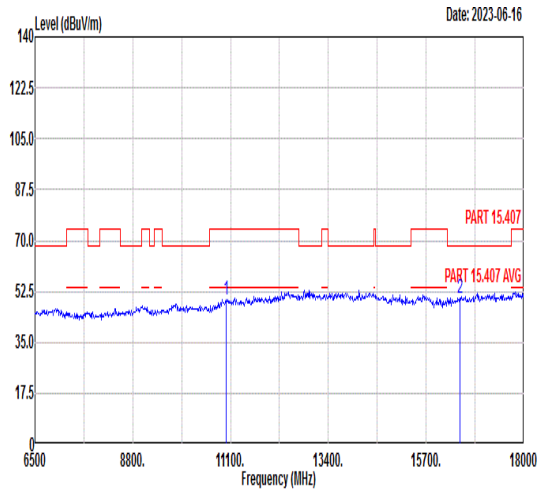 Freq Level Limit Line Margin Read Level Ant Factor Cable Loss Preamp Factor APos TPos Remark MHz dBuV/m dBuV/m dB dBuV dB/m dB dB cm deg 1 11000.00 49.62 74.00 -24.38 55.96 38.10 13.76 58.20 --- --- Peak 2 16500.00 50.07 68.30 -18.23 50.53 40.95 16.11 57.52 --- --- Peak	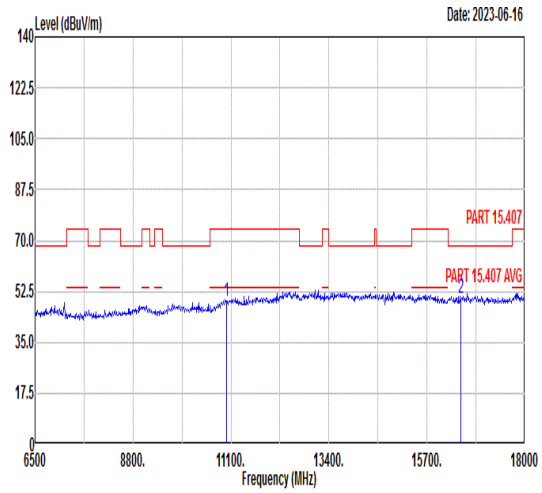 Freq Level Limit Line Margin Read Level Ant Factor Cable Loss Preamp Factor APos TPos Remark MHz dBuV/m dBuV/m dB dBuV dB/m dB dB cm deg 1 11000.00 49.39 74.00 -24.61 55.73 38.10 13.76 58.20 --- --- Peak 2 16500.00 49.94 68.30 -18.36 50.40 40.95 16.11 57.52 --- --- Peak

Mode	17	
	Harmonic	
	U-NII-2C_5.47-5.725_802.11ac VHT20_CH116_5580MHz	
ANT	6	
Pol.	Horizontal	Vertical
Peak Avg	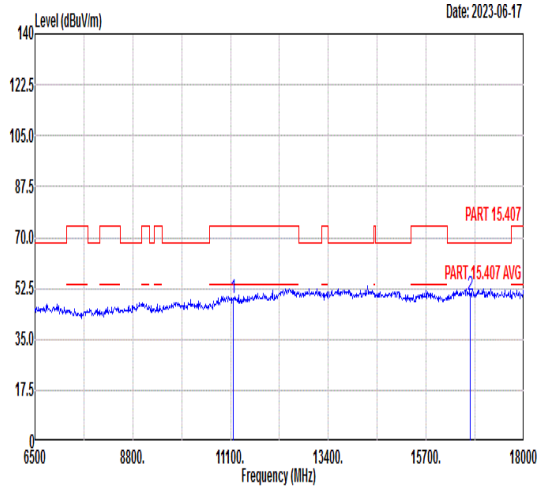 Freq Level Limit Line Margin Read Level Ant Factor Cable Loss Preamp Factor APos TPos Remark MHz dBuV/m dBuV/m dB dBuV dB/m dB dB cm deg 1 11160.00 49.10 74.00 -24.90 55.20 38.26 13.74 58.10 --- --- Peak 2 16740.00 50.21 68.30 -18.09 49.86 41.07 16.35 57.07 --- --- Peak	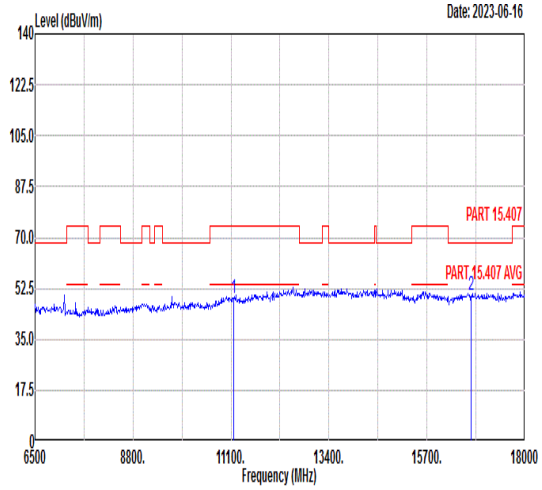 Freq Level Limit Line Margin Read Level Ant Factor Cable Loss Preamp Factor APos TPos Remark MHz dBuV/m dBuV/m dB dBuV dB/m dB dB cm deg 1 11160.00 49.15 74.00 -24.85 55.25 38.26 13.74 58.10 --- --- Peak 2 16740.00 50.04 68.30 -18.26 49.69 41.07 16.35 57.07 --- --- Peak

Mode	18	
	Band Edge	
	U-NII-2C_5.47-5.725_802.11ac VHT20_CH140_5700MHz	
ANT	6	
Pol.	Horizontal	Fundamental
Peak	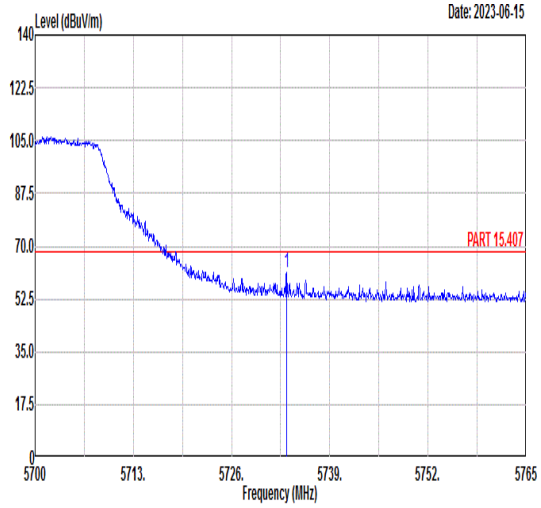 Freq Level Limit Line Margin Read Level Ant Factor Cable Loss Preamp Factor APos TPos Remark MHz dBuV/m dBuV/m dB dBuV dB/m dB dB cm deg 1 5733.28 61.23 68.30 -7.07 46.63 35.07 10.12 30.59 100 65 PEAK	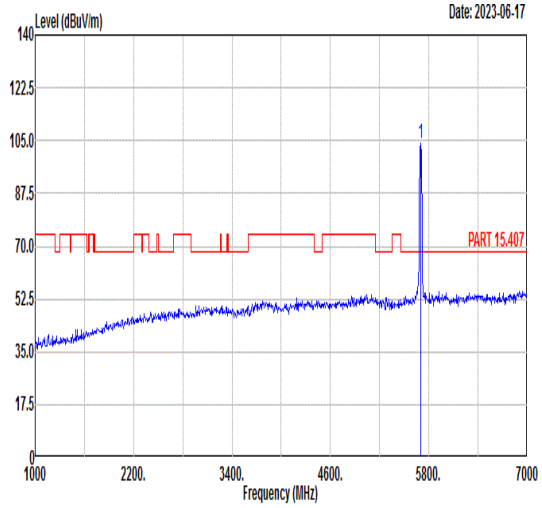 Freq Level Limit Line Margin Read Level Ant Factor Cable Loss Preamp Factor APos TPos Remark MHz dBuV/m dBuV/m dB dBuV dB/m dB dB cm deg 1 5700.00 104.01 ------ ------ 89.46 35.02 10.11 30.58 100 65 PEAK
Avg	Blank	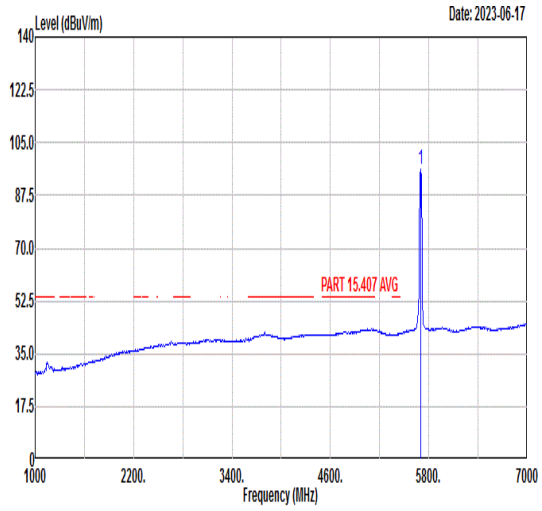 Freq Level Limit Line Margin Read Level Ant Factor Cable Loss Preamp Factor APos TPos Remark MHz dBuV/m dBuV/m dB dBuV dB/m dB dB cm deg 1 5700.00 96.22 ------ ------ 81.67 35.02 10.11 30.58 100 65 AVERAGE

Mode	18	
	Band Edge	
	U-NII-2C_5.47-5.725_802.11ac VHT20_CH140_5700MHz	
ANT	6	
Pol.	Vertical	Fundamental
Peak	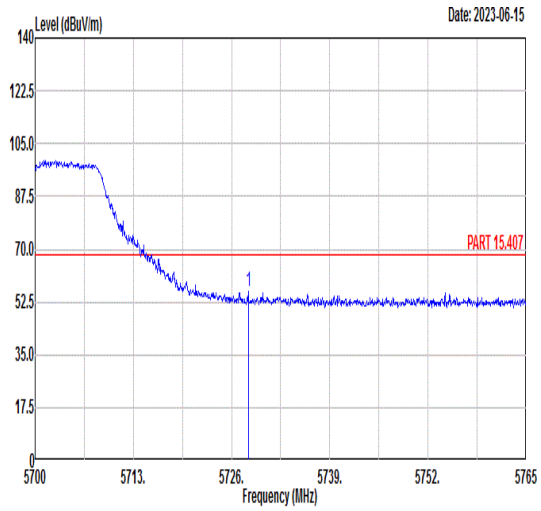 Freq Level Limit Line Margin Read Level Ant Factor Cable Loss Preamp Factor APos TPos Remark MHz dBuV/m dBuV/m dB dBuV dB/m dB dB cm deg 1 5728.21 56.19 68.30 -12.11 41.60 35.06 10.12 30.59 300 230 PEAK	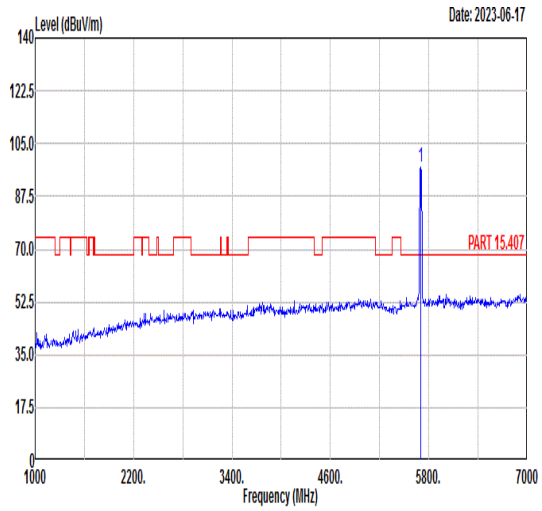 Freq Level Limit Line Margin Read Level Ant Factor Cable Loss Preamp Factor APos TPos Remark MHz dBuV/m dBuV/m dB dBuV dB/m dB dB cm deg 1 5700.00 97.34 ------ ------ 82.79 35.02 10.11 30.58 300 230 PEAK
Avg	Blank	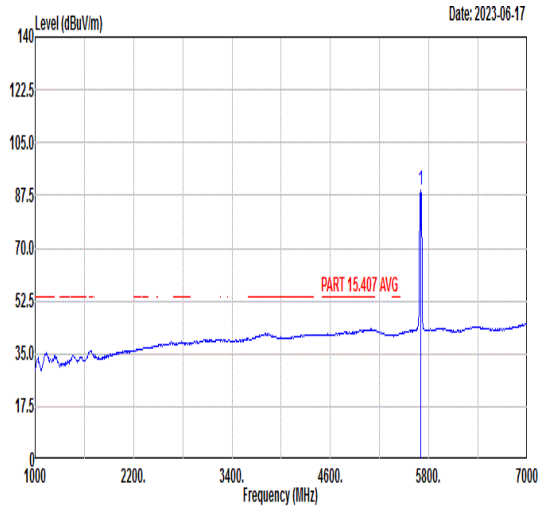 Freq Level Limit Line Margin Read Level Ant Factor Cable Loss Preamp Factor APos TPos Remark MHz dBuV/m dBuV/m dB dBuV dB/m dB dB cm deg 1 5700.00 89.18 ------ ------ 74.63 35.02 10.11 30.58 300 230 AVERAGE

Mode	18	
	Harmonic	
	U-NII-2C_5.47-5.725_802.11ac VHT20_CH140_5700MHz	
ANT	6	
Pol.	Horizontal	Vertical
Peak Avg	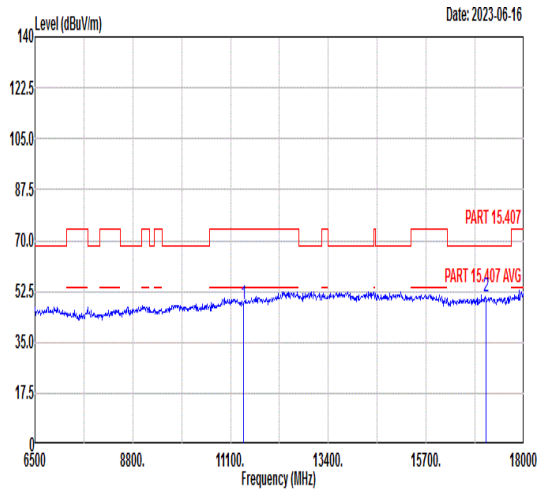 Freq Level Limit Line Margin Read Level Ant Factor Cable Loss Preamp Factor APos TPos Remark MHz dBuV/m dBuV/m dB dBuV dB/m dB dB cm deg 1 11400.00 48.21 74.00 -25.79 53.96 38.50 13.71 57.96 --- --- Peak 2 17100.00 50.65 68.30 -17.65 49.55 41.24 16.56 56.70 --- --- Peak	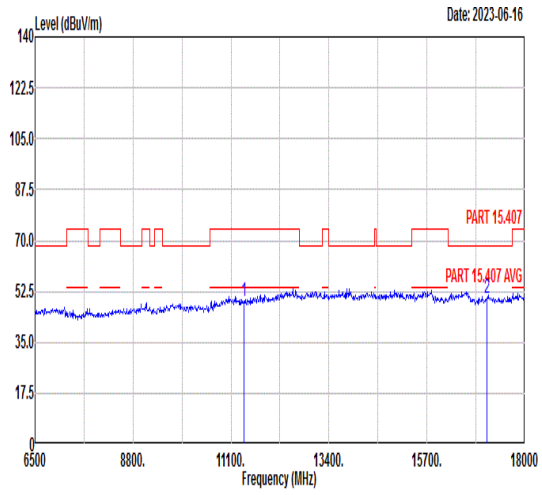 Freq Level Limit Line Margin Read Level Ant Factor Cable Loss Preamp Factor APos TPos Remark MHz dBuV/m dBuV/m dB dBuV dB/m dB dB cm deg 1 11400.00 48.90 74.00 -25.10 54.65 38.50 13.71 57.96 --- --- Peak 2 17100.00 49.99 68.30 -18.31 48.89 41.24 16.56 56.70 --- --- Peak

Mode	19	
	Band Edge - L	
	U-NII-1_5.15-5.25_802.11ac VHT40_CH38_5190MHz	
ANT	6	
Pol.	Horizontal	Fundamental
Peak	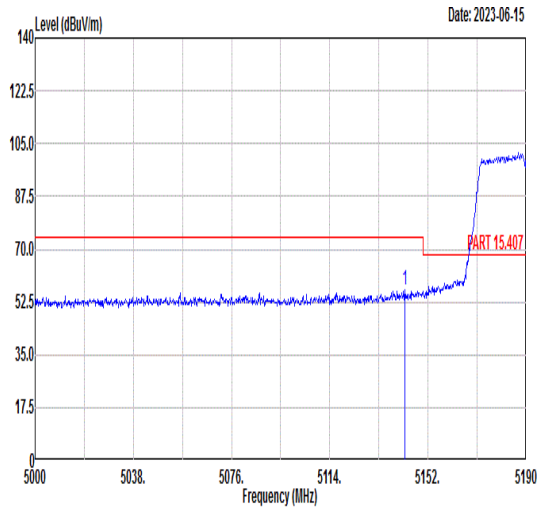 Freq Level Limit Line Margin Read Level Ant Factor Cable Loss Preamp Factor APos TPos Remark MHz dBuV/m dBuV/m dB dBuV dB/m dB dB cm deg 1 5143.07 56.67 74.00 -17.33 43.00 34.42 9.75 30.50 100 102 PEAK	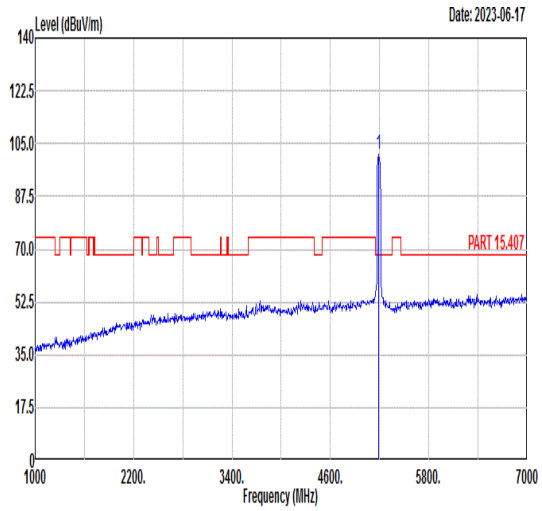 Freq Level Limit Line Margin Read Level Ant Factor Cable Loss Preamp Factor APos TPos Remark MHz dBuV/m dBuV/m dB dBuV dB/m dB dB cm deg 1 5190.00 101.31 ------ ------ 87.56 34.45 9.80 30.50 100 102 PEAK
Avg	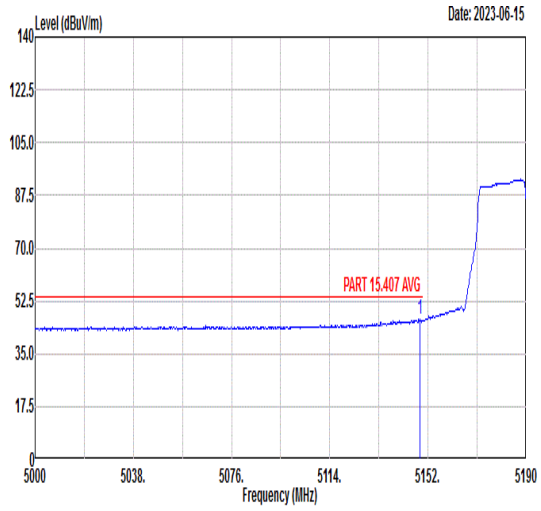 Freq Level Limit Line Margin Read Level Ant Factor Cable Loss Preamp Factor APos TPos Remark MHz dBuV/m dBuV/m dB dBuV dB/m dB dB cm deg 1 5148.96 46.36 54.00 -7.64 32.68 34.42 9.76 30.50 100 102 AVERAGE	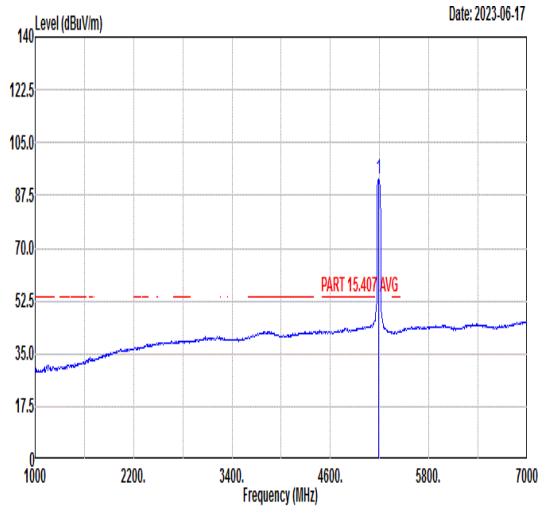 Freq Level Limit Line Margin Read Level Ant Factor Cable Loss Preamp Factor APos TPos Remark MHz dBuV/m dBuV/m dB dBuV dB/m dB dB cm deg 1 5190.00 92.97 ------ ------ 79.22 34.45 9.80 30.50 100 102 AVERAGE

Mode	19	
	Band Edge - R	
	U-NII-1_5.15-5.25_802.11ac VHT40_CH38_5190MHz	
ANT	6	
Pol.	Horizontal	Fundamental
Peak	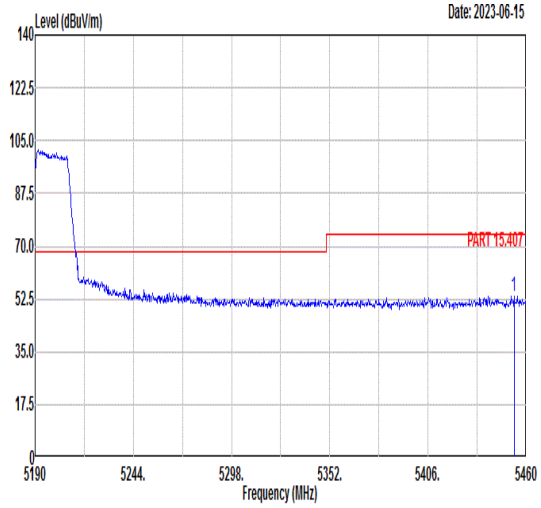 Freq Level Limit Line Margin Read Level Ant Factor Cable Loss Preamp Factor APos TPos Remark MHz dBuV/m dBuV/m dB dBuV dB/m dB dB cm deg 1 5453.25 53.28 74.00 -20.72 39.23 34.66 9.89 30.50 100 102 PEAK	Blank
Avg	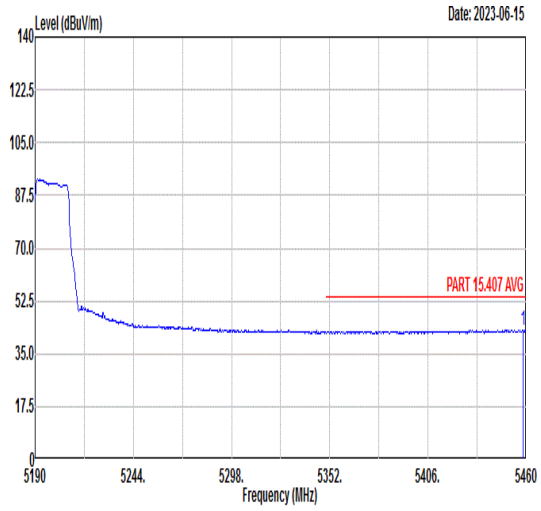 Freq Level Limit Line Margin Read Level Ant Factor Cable Loss Preamp Factor APos TPos Remark MHz dBuV/m dBuV/m dB dBuV dB/m dB dB cm deg 1 5458.38 42.94 54.00 -11.06 28.88 34.66 9.90 30.50 100 102 AVERAGE	Blank

Mode	19	
	Band Edge - L	
	U-NII-1_5.15-5.25_802.11ac VHT40_CH38_5190MHz	
ANT	6	
Pol.	Vertical	Fundamental
Peak	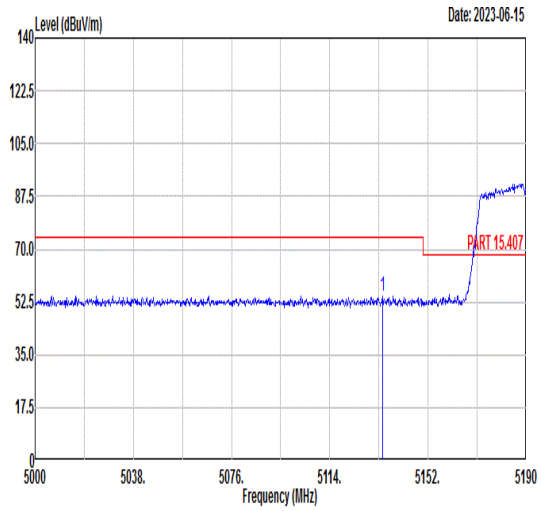 Freq Level Limit Line Margin Read Level Ant Factor Cable Loss Preamp Factor APos TPos Remark MHz dBuV/m dBuV/m dB dBuV dB/m dB dB cm deg 1 5134.52 54.63 74.00 -19.37 40.98 34.41 9.74 30.50 300 136 PEAK	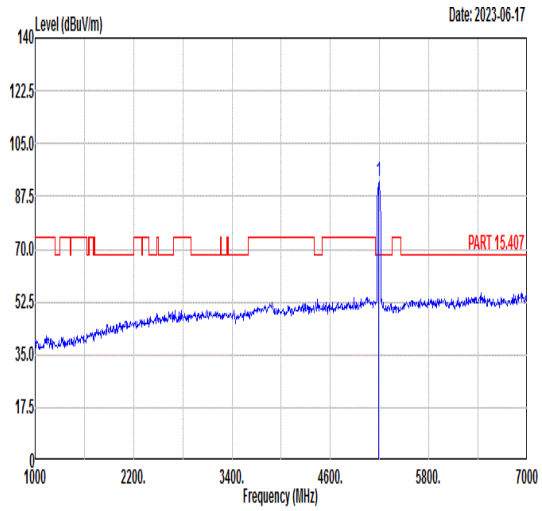 Freq Level Limit Line Margin Read Level Ant Factor Cable Loss Preamp Factor APos TPos Remark MHz dBuV/m dBuV/m dB dBuV dB/m dB dB cm deg 1 5190.00 92.67 ------ ------ 78.92 34.45 9.80 30.50 300 136 PEAK
Avg	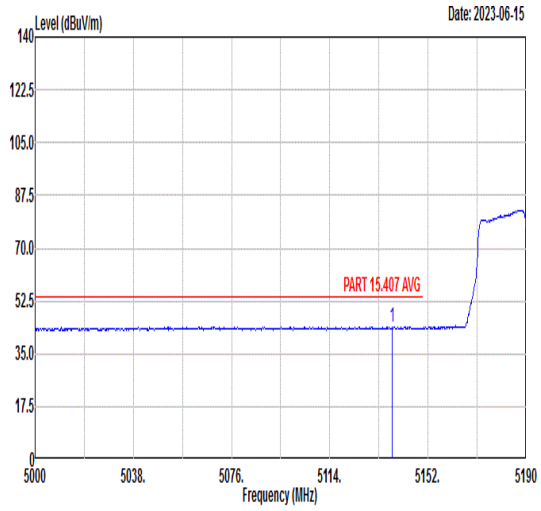 Freq Level Limit Line Margin Read Level Ant Factor Cable Loss Preamp Factor APos TPos Remark MHz dBuV/m dBuV/m dB dBuV dB/m dB dB cm deg 1 5138.13 44.07 54.00 -9.93 30.42 34.41 9.74 30.50 300 136 AVERAGE	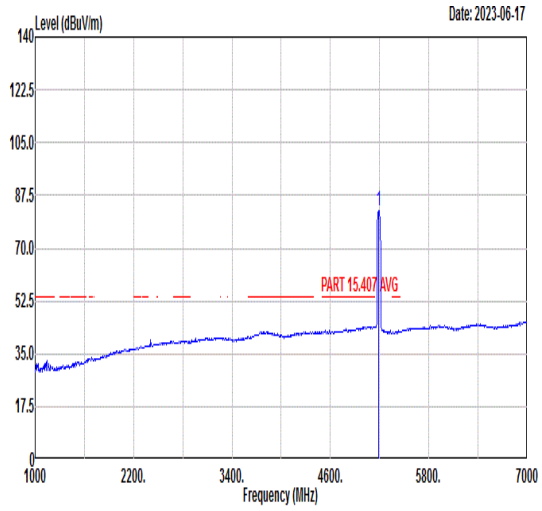 Freq Level Limit Line Margin Read Level Ant Factor Cable Loss Preamp Factor APos TPos Remark MHz dBuV/m dBuV/m dB dBuV dB/m dB dB cm deg 1 5190.00 82.55 ------ ------ 68.80 34.45 9.80 30.50 300 136 AVERAGE

Mode	19	
	Band Edge - R	
	U-NII-1_5.15-5.25_802.11ac VHT40_CH38_5190MHz	
ANT	6	
Pol.	Vertical	Fundamental
Peak	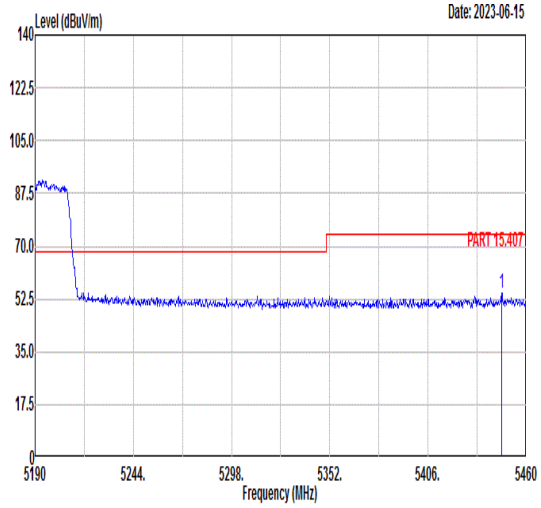 Freq Level Limit Line Margin Read Level Ant Factor Cable Loss Preamp Factor APos TPos Remark MHz dBuV/m dBuV/m dB dBuV dB/m dB dB cm deg 1 5446.50 54.66 74.00 -19.34 40.63 34.65 9.88 30.50 300 136 PEAK	Blank
Avg	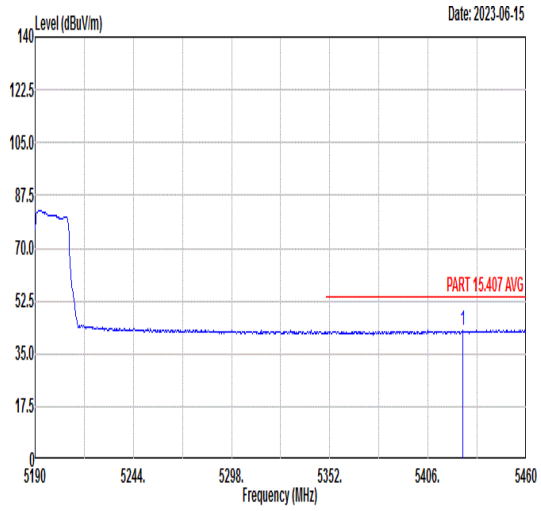 Freq Level Limit Line Margin Read Level Ant Factor Cable Loss Preamp Factor APos TPos Remark MHz dBuV/m dBuV/m dB dBuV dB/m dB dB cm deg 1 5425.17 43.01 54.00 -10.99 29.01 34.64 9.86 30.50 300 136 AVERAGE	Blank

Mode	20	
	Band Edge - L	
	U-NII-1_5.15-5.25_802.11ac VHT40_CH46_5230MHz	
ANT	6	
Pol.	Horizontal	Fundamental
Peak	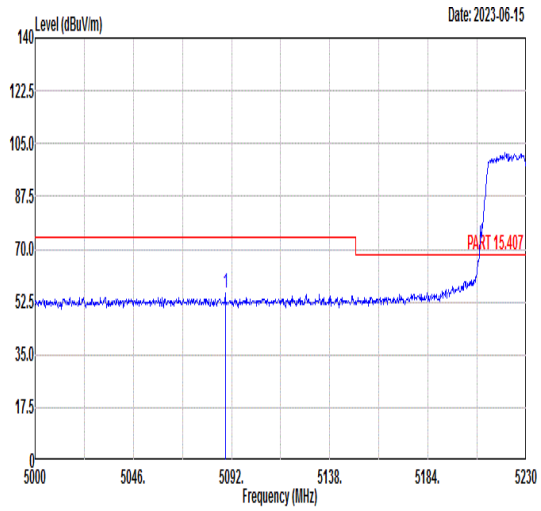 Freq Level Limit Line Margin Read Level Ant Factor Cable Loss Preamp Factor APos TPos Remark MHz dBuV/m dBuV/m dB dBuV dB/m dB dB cm deg 1 5089.01 55.29 74.00 -18.71 41.73 34.37 9.69 30.50 100 96 PEAK	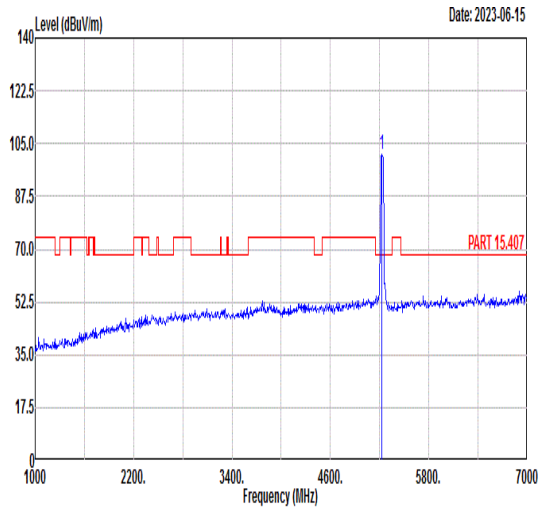 Freq Level Limit Line Margin Read Level Ant Factor Cable Loss Preamp Factor APos TPos Remark MHz dBuV/m dBuV/m dB dBuV dB/m dB dB cm deg 1 5230.00 101.69 ------ ------ 87.89 34.48 9.82 30.50 100 96 PEAK
Avg	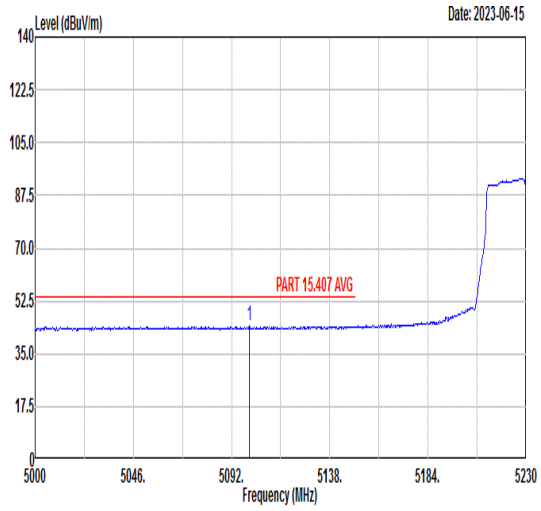 Freq Level Limit Line Margin Read Level Ant Factor Cable Loss Preamp Factor APos TPos Remark MHz dBuV/m dBuV/m dB dBuV dB/m dB dB cm deg 1 5100.28 44.37 54.00 -9.63 30.78 34.38 9.71 30.50 100 96 AVERAGE	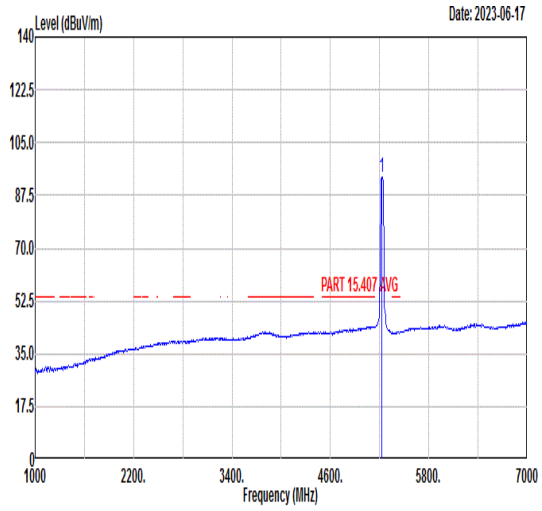 Freq Level Limit Line Margin Read Level Ant Factor Cable Loss Preamp Factor APos TPos Remark MHz dBuV/m dBuV/m dB dBuV dB/m dB dB cm deg 1 5230.00 93.47 ------ ------ 79.67 34.48 9.82 30.50 100 96 AVERAGE

Mode	20	
	Band Edge - R	
	U-NII-1_5.15-5.25_802.11ac VHT40_CH46_5230MHz	
ANT	6	
Pol.	Horizontal	Fundamental
Peak	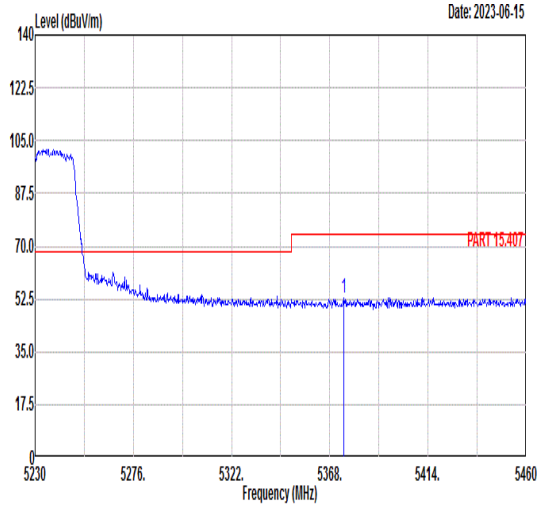 Freq Level Limit Line Margin Read Level Ant Factor Cable Loss Preamp Factor APos TPos Remark MHz dBuV/m dBuV/m dB dBuV dB/m dB dB cm deg 1 5374.44 52.86 74.00 -21.14 38.92 34.60 9.84 30.50 100 96 PEAK	Blank
Avg	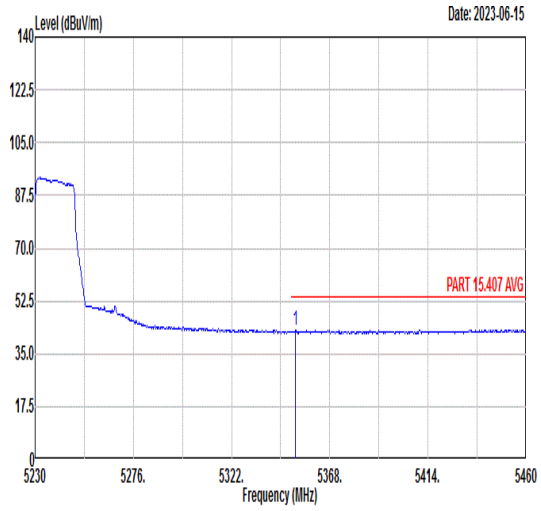 Freq Level Limit Line Margin Read Level Ant Factor Cable Loss Preamp Factor APos TPos Remark MHz dBuV/m dBuV/m dB dBuV dB/m dB dB cm deg 1 5351.90 42.85 54.00 -11.15 28.94 34.58 9.83 30.50 100 96 AVERAGE	Blank

Mode	20	
	Band Edge - L	
	U-NII-1_5.15-5.25_802.11ac VHT40_CH46_5230MHz	
ANT	6	
Pol.	Vertical	Fundamental
Peak	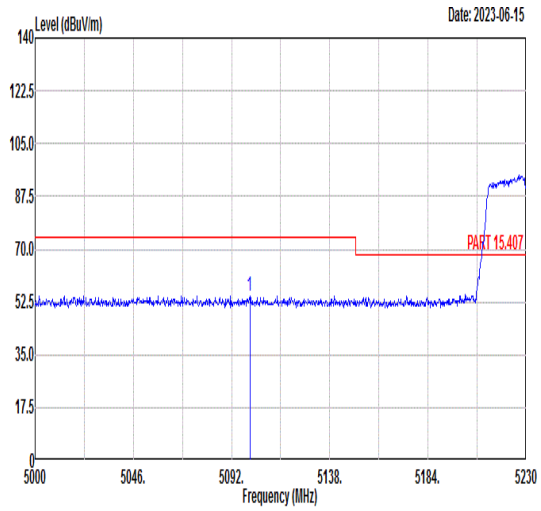 Freq Level Limit Line Margin Read Level Ant Factor Cable Loss Preamp Factor APos TPos Remark MHz dBuV/m dBuV/m dB dBuV dB/m dB dB cm deg 1 5100.51 54.66 74.00 -19.34 41.07 34.38 9.71 30.50 300 111 PEAK	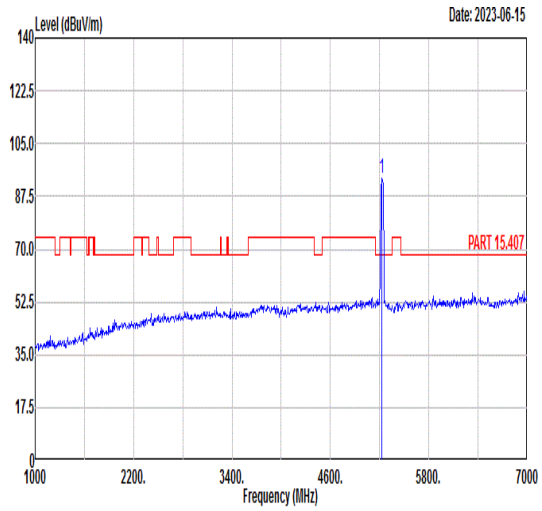 Freq Level Limit Line Margin Read Level Ant Factor Cable Loss Preamp Factor APos TPos Remark MHz dBuV/m dBuV/m dB dBuV dB/m dB dB cm deg 1 5230.00 93.58 ------ ------ 79.78 34.48 9.82 30.50 300 111 PEAK
Avg	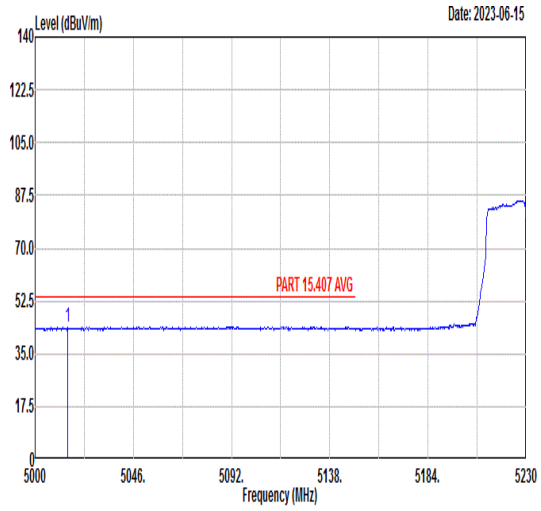 Freq Level Limit Line Margin Read Level Ant Factor Cable Loss Preamp Factor APos TPos Remark MHz dBuV/m dBuV/m dB dBuV dB/m dB dB cm deg 1 5015.18 43.97 54.00 -10.03 30.53 34.32 9.62 30.50 300 111 AVERAGE	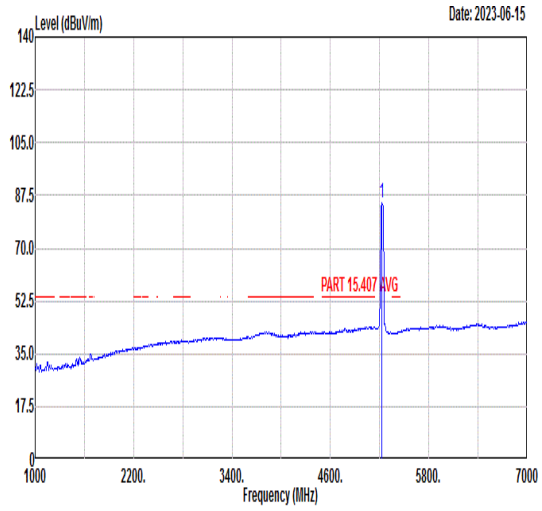 Freq Level Limit Line Margin Read Level Ant Factor Cable Loss Preamp Factor APos TPos Remark MHz dBuV/m dBuV/m dB dBuV dB/m dB dB cm deg 1 5230.00 85.12 ------ ------ 71.32 34.48 9.82 30.50 300 111 AVERAGE

Mode	20	
	Band Edge - R	
	U-NII-1_5.15-5.25_802.11ac VHT40_CH46_5230MHz	
ANT	6	
Pol.	Vertical	Fundamental
Peak	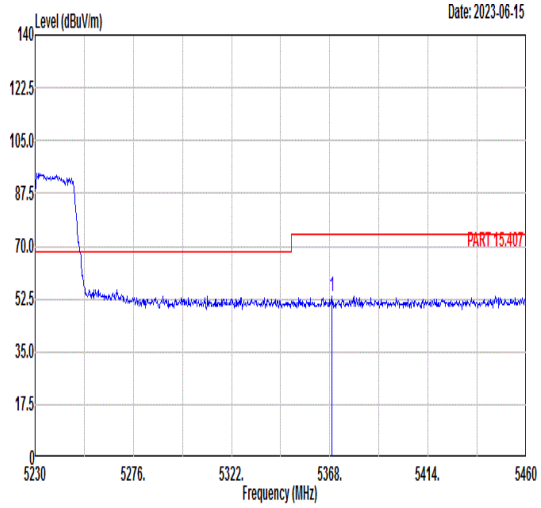 Freq Level Limit Line Margin Read Level Ant Factor Cable Loss Preamp Factor APos TPos Remark MHz dBuV/m dBuV/m dB dBuV dB/m dB dB cm deg 1 5368.92 53.39 74.00 -20.61 39.46 34.59 9.84 30.50 300 111 PEAK	Blank
Avg	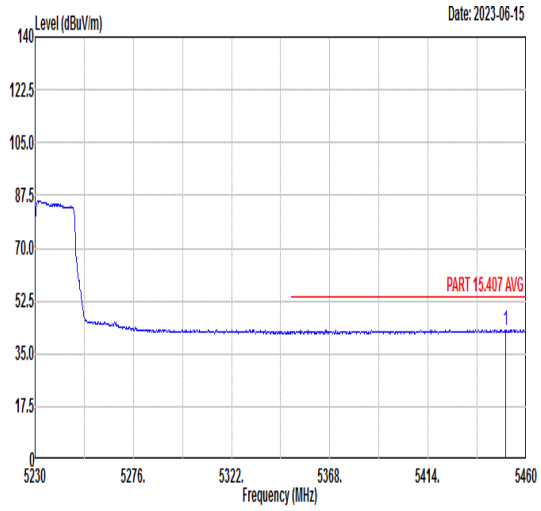 Freq Level Limit Line Margin Read Level Ant Factor Cable Loss Preamp Factor APos TPos Remark MHz dBuV/m dBuV/m dB dBuV dB/m dB dB cm deg 1 5450.34 43.06 54.00 -10.94 29.01 34.66 9.89 30.50 300 111 AVERAGE	Blank

Mode	21	
	Band Edge - L	
	U-NII-2A_5.25-5.35_802.11ac VHT40_CH54_5270MHz	
ANT	6	
Pol.	Horizontal	Fundamental
Peak	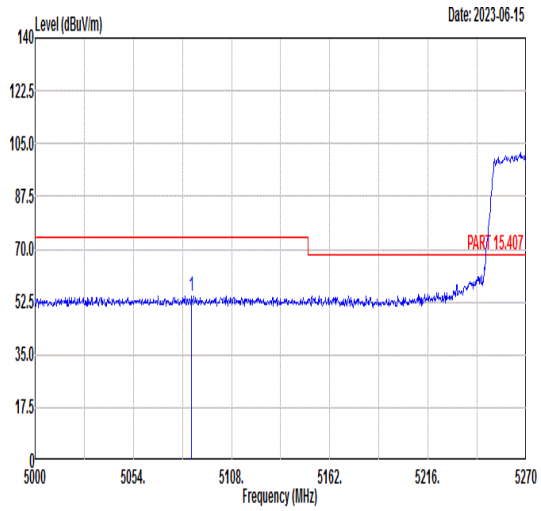 Freq Level Limit Line Margin Read Level Ant Factor Cable Loss Preamp Factor APos TPos Remark MHz dBuV/m dBuV/m dB dBuV dB/m dB dB cm deg 1 5086.13 54.59 74.00 -19.41 41.03 34.37 9.69 30.50 100 76 PEAK	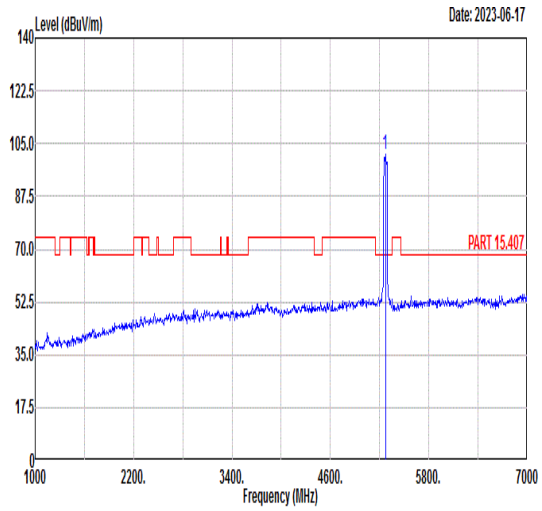 Freq Level Limit Line Margin Read Level Ant Factor Cable Loss Preamp Factor APos TPos Remark MHz dBuV/m dBuV/m dB dBuV dB/m dB dB cm deg 1 5270.00 101.52 ------ ------ 87.67 34.52 9.83 30.50 100 76 PEAK
Avg	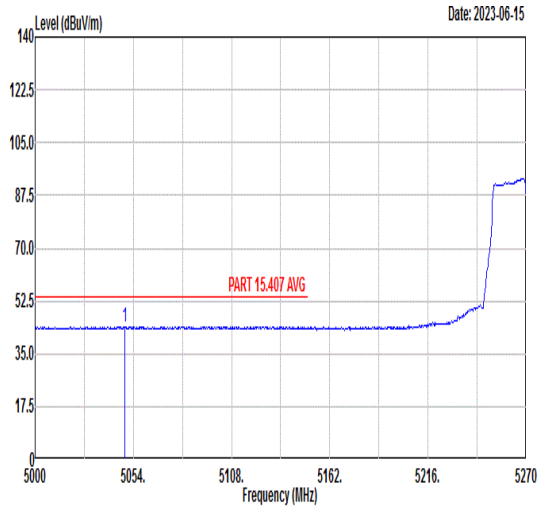 Freq Level Limit Line Margin Read Level Ant Factor Cable Loss Preamp Factor APos TPos Remark MHz dBuV/m dBuV/m dB dBuV dB/m dB dB cm deg 1 5049.41 44.08 54.00 -9.92 30.59 34.34 9.65 30.50 100 76 AVERAGE	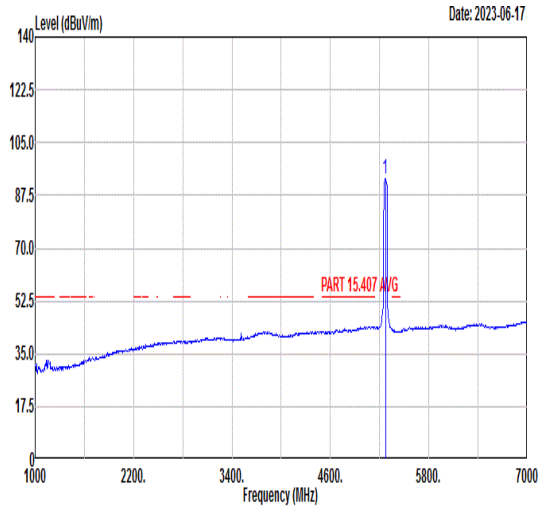 Freq Level Limit Line Margin Read Level Ant Factor Cable Loss Preamp Factor APos TPos Remark MHz dBuV/m dBuV/m dB dBuV dB/m dB dB cm deg 1 5270.00 92.86 ------ ------ 79.01 34.52 9.83 30.50 100 76 AVERAGE

Mode	21	
	Band Edge - R	
	U-NII-2A_5.25-5.35_802.11ac VHT40_CH54_5270MHz	
ANT	6	
Pol.	Horizontal	Fundamental
Peak	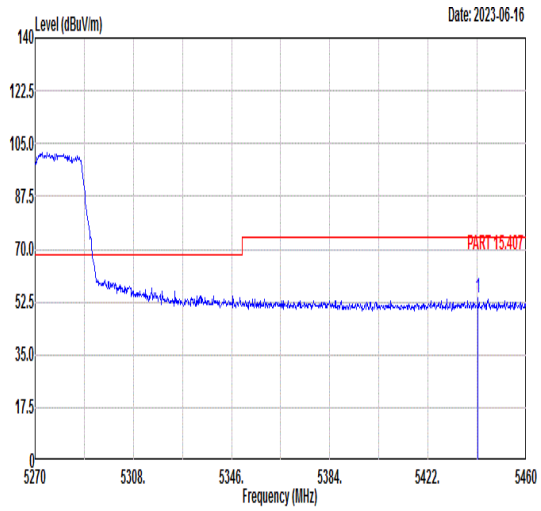 Freq Level Limit Line Margin Read Level Ant Factor Cable Loss Preamp Factor APos TPos Remark MHz dBuV/m dBuV/m dB dBuV dB/m dB dB cm deg 1 5441.38 54.11 74.00 -19.89 40.08 34.65 9.88 30.50 100 76 PEAK	Blank
Avg	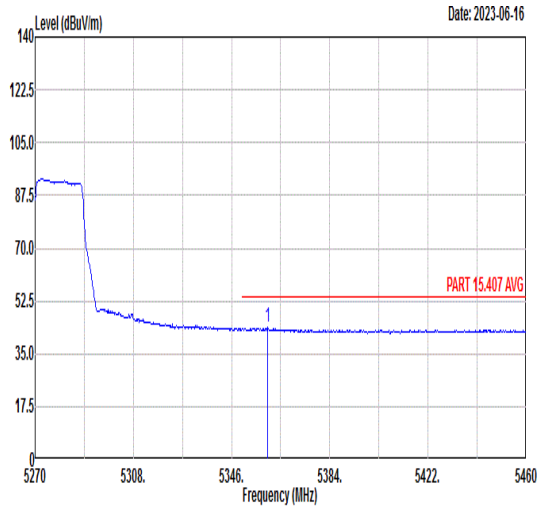 Freq Level Limit Line Margin Read Level Ant Factor Cable Loss Preamp Factor APos TPos Remark MHz dBuV/m dBuV/m dB dBuV dB/m dB dB cm deg 1 5359.87 43.75 54.00 -10.25 29.82 34.59 9.84 30.50 100 76 AVERAGE	Blank

Mode	21	
	Band Edge - L	
	U-NII-2A_5.25-5.35_802.11ac VHT40_CH54_5270MHz	
ANT	6	
Pol.	Vertical	Fundamental
Peak	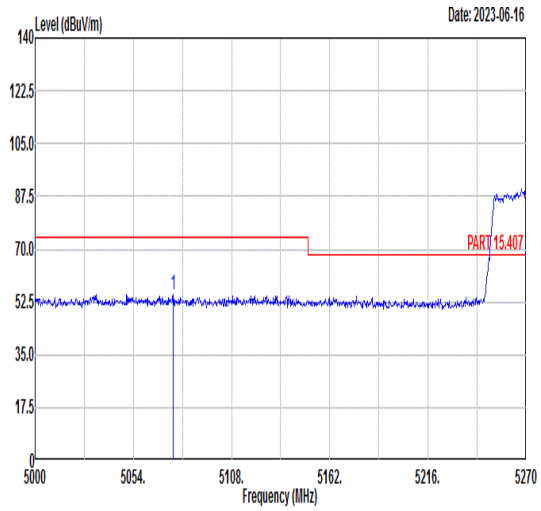 Freq Level Limit Line Margin Read Level Ant Factor Cable Loss Preamp Factor APos TPos Remark MHz dBuV/m dBuV/m dB dBuV dB/m dB dB cm deg 1 5075.87 54.85 74.00 -19.15 41.31 34.36 9.68 30.50 200 359 PEAK	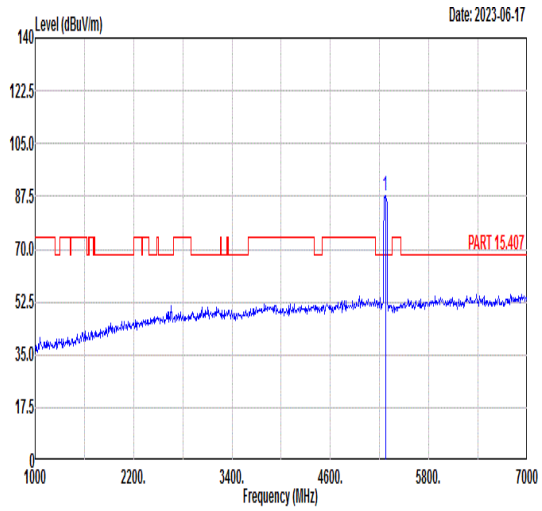 Freq Level Limit Line Margin Read Level Ant Factor Cable Loss Preamp Factor APos TPos Remark MHz dBuV/m dBuV/m dB dBuV dB/m dB dB cm deg 1 5270.00 87.91 ------ ------ 74.06 34.52 9.83 30.50 200 359 PEAK
Avg	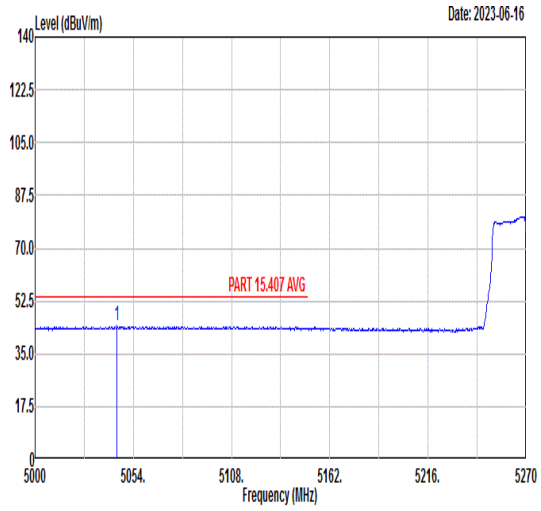 Freq Level Limit Line Margin Read Level Ant Factor Cable Loss Preamp Factor APos TPos Remark MHz dBuV/m dBuV/m dB dBuV dB/m dB dB cm deg 1 5045.09 44.26 54.00 -9.74 30.77 34.34 9.65 30.50 200 359 AVERAGE	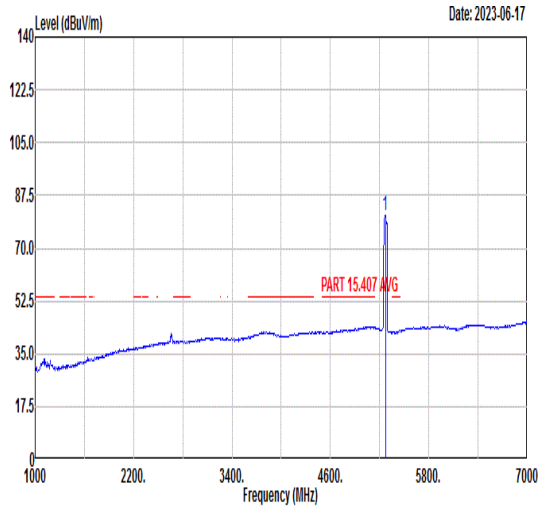 Freq Level Limit Line Margin Read Level Ant Factor Cable Loss Preamp Factor APos TPos Remark MHz dBuV/m dBuV/m dB dBuV dB/m dB dB cm deg 1 5270.00 80.74 ------ ------ 66.89 34.52 9.83 30.50 200 359 AVERAGE

Mode	21	
	Band Edge - R	
	U-NII-2A_5.25-5.35_802.11ac VHT40_CH54_5270MHz	
ANT	6	
Pol.	Vertical	Fundamental
Peak	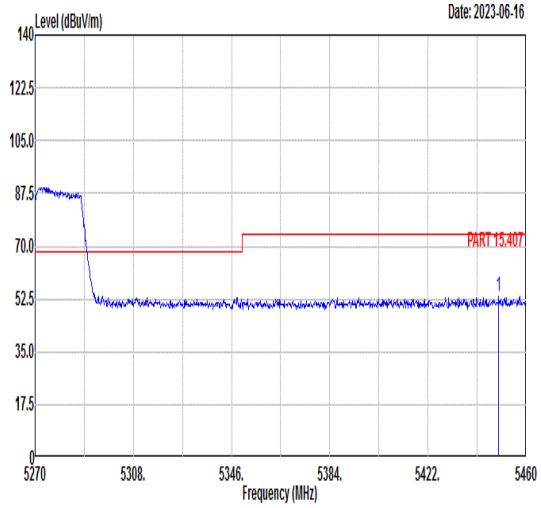 Freq Level Limit Line Margin Read Level Ant Factor Cable Loss Preamp Factor APos TPos Remark MHz dBuV/m dBuV/m dB dBuV dB/m dB dB cm deg 1 5449.36 53.23 74.00 -20.77 39.18 34.66 9.89 30.50 200 359 PEAK	Blank
Avg	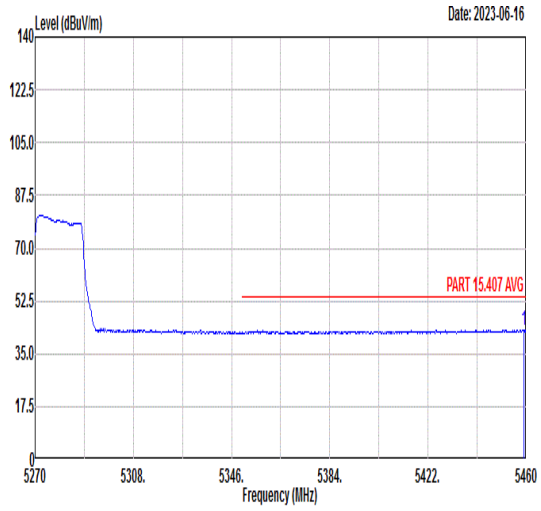 Freq Level Limit Line Margin Read Level Ant Factor Cable Loss Preamp Factor APos TPos Remark MHz dBuV/m dBuV/m dB dBuV dB/m dB dB cm deg 1 5459.05 42.95 54.00 -11.05 28.89 34.66 9.90 30.50 200 359 AVERAGE	Blank

Mode	22	
	Band Edge - L	
	U-NII-2A_5.25-5.35_802.11ac VHT40_CH62_5310MHz	
ANT	6	
Pol.	Horizontal	Fundamental
Peak	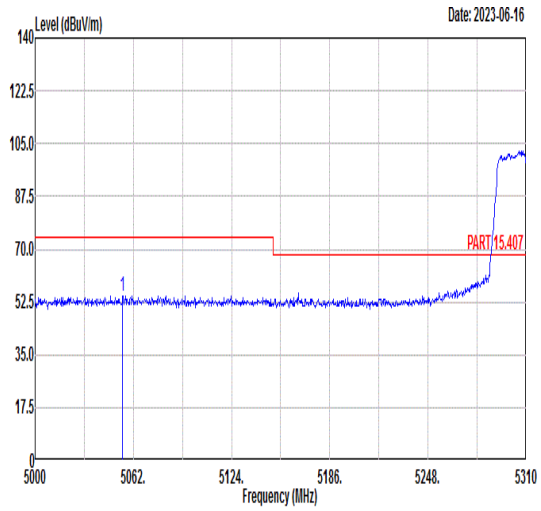 Freq Level Limit Line Margin Read Level Ant Factor Cable Loss Preamp Factor APos TPos Remark MHz dBuV/m dBuV/m dB dBuV dB/m dB dB cm deg 1 5055.18 54.62 74.00 -19.38 41.11 34.35 9.66 30.50 100 120 PEAK	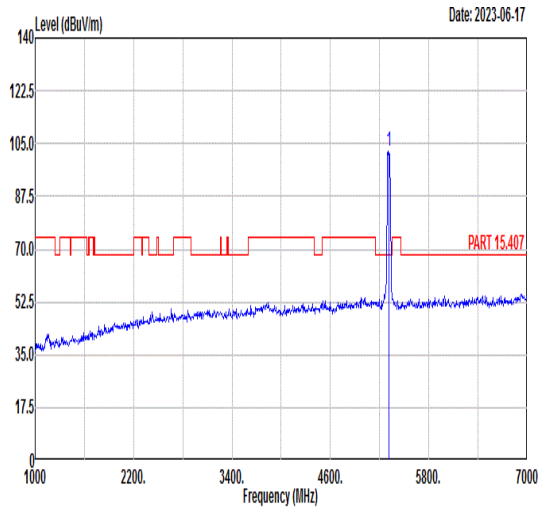 Freq Level Limit Line Margin Read Level Ant Factor Cable Loss Preamp Factor APos TPos Remark MHz dBuV/m dBuV/m dB dBuV dB/m dB dB cm deg 1 5310.00 102.46 ------ ------ 88.58 34.55 9.83 30.50 100 120 PEAK
Avg	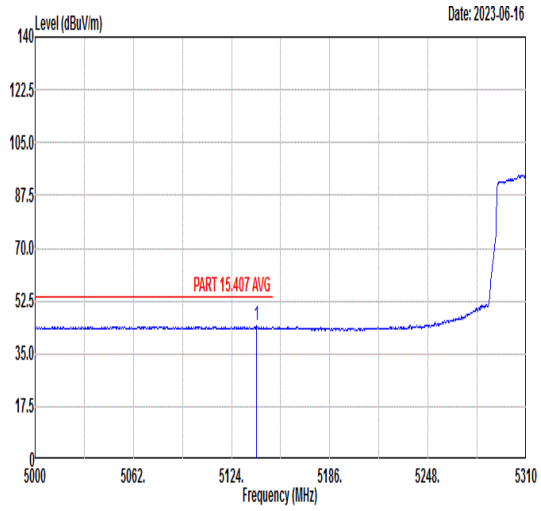 Freq Level Limit Line Margin Read Level Ant Factor Cable Loss Preamp Factor APos TPos Remark MHz dBuV/m dBuV/m dB dBuV dB/m dB dB cm deg 1 5139.50 44.16 54.00 -9.84 30.50 34.41 9.75 30.50 100 120 AVERAGE	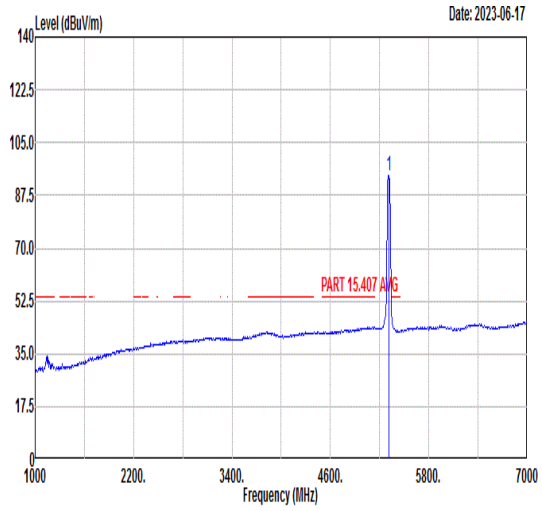 Freq Level Limit Line Margin Read Level Ant Factor Cable Loss Preamp Factor APos TPos Remark MHz dBuV/m dBuV/m dB dBuV dB/m dB dB cm deg 1 5310.00 93.97 ------ ------ 80.09 34.55 9.83 30.50 100 120 AVERAGE

Mode	22	
	Band Edge - R	
	U-NII-2A_5.25-5.35_802.11ac VHT40_CH62_5310MHz	
ANT	6	
Pol.	Horizontal	Fundamental
Peak	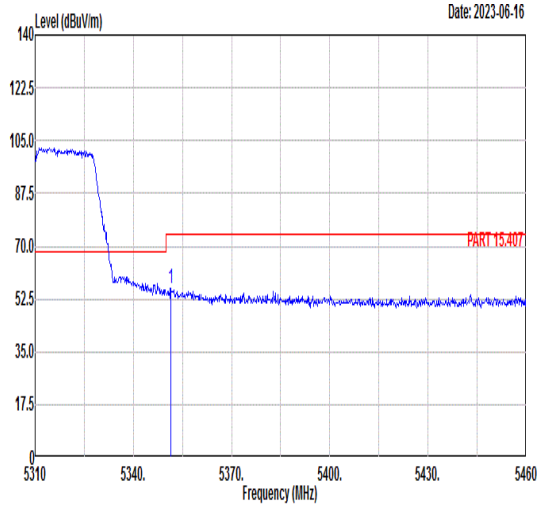 Freq Level Limit Line Margin Read Level Ant Factor Cable Loss Preamp Factor APos TPos Remark MHz dBuV/m dBuV/m dB dBuV dB/m dB dB cm deg 1 5351.40 56.16 74.00 -17.84 42.25 34.58 9.83 30.50 100 120 PEAK	Blank
Avg	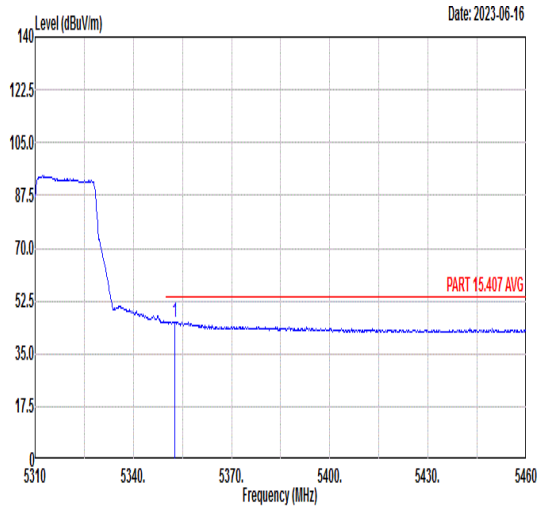 Freq Level Limit Line Margin Read Level Ant Factor Cable Loss Preamp Factor APos TPos Remark MHz dBuV/m dBuV/m dB dBuV dB/m dB dB cm deg 1 5352.75 45.70 54.00 -8.30 31.79 34.58 9.83 30.50 100 120 AVERAGE	Blank

Mode	22	
	Band Edge - L	
	U-NII-2A_5.25-5.35_802.11ac VHT40_CH62_5310MHz	
ANT	6	
Pol.	Vertical	Fundamental
Peak	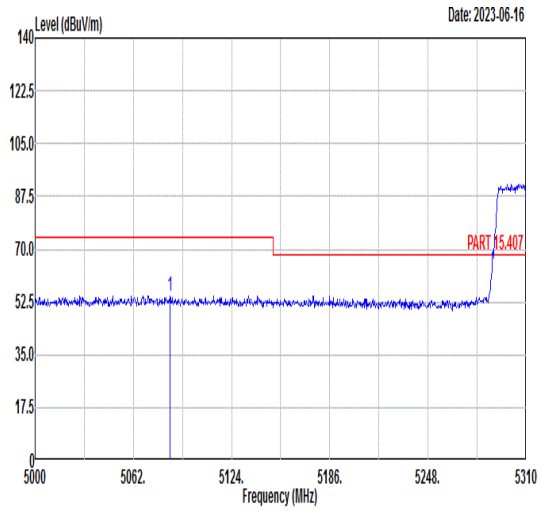 Freq Level Limit Line Margin Read Level Ant Factor Cable Loss Preamp Factor APos TPos Remark MHz dBuV/m dBuV/m dB dBuV dB/m dB dB cm deg 1 5084.94 54.63 74.00 -19.37 41.07 34.37 9.69 30.50 196 145 PEAK	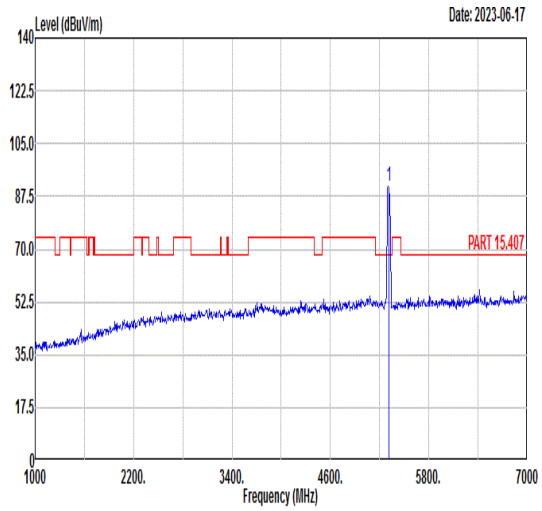 Freq Level Limit Line Margin Read Level Ant Factor Cable Loss Preamp Factor APos TPos Remark MHz dBuV/m dBuV/m dB dBuV dB/m dB dB cm deg 1 5310.00 90.65 ------ ------ 76.77 34.55 9.83 30.50 196 145 PEAK
Avg	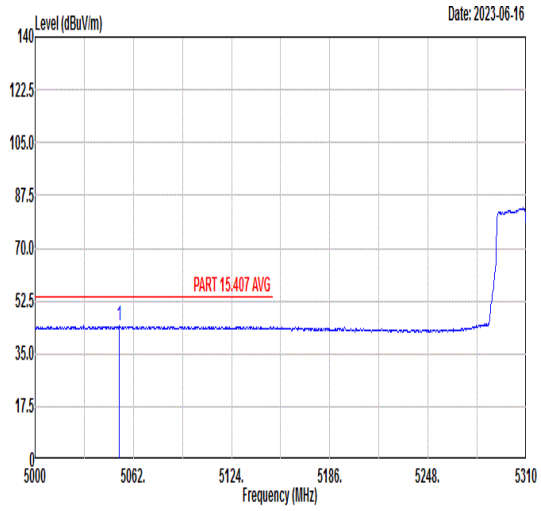 Freq Level Limit Line Margin Read Level Ant Factor Cable Loss Preamp Factor APos TPos Remark MHz dBuV/m dBuV/m dB dBuV dB/m dB dB cm deg 1 5053.32 44.17 54.00 -9.83 30.66 34.35 9.66 30.50 196 145 AVERAGE	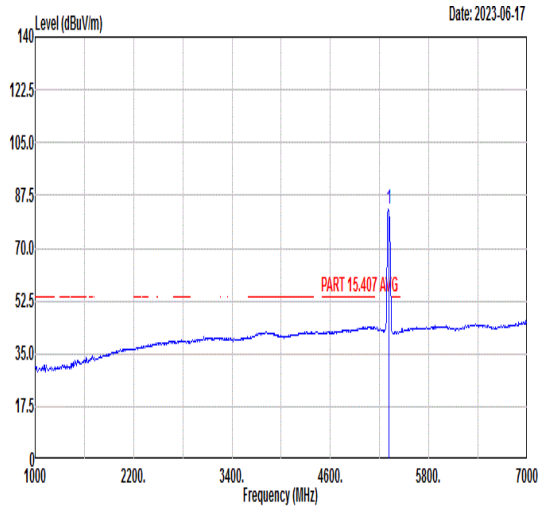 Freq Level Limit Line Margin Read Level Ant Factor Cable Loss Preamp Factor APos TPos Remark MHz dBuV/m dBuV/m dB dBuV dB/m dB dB cm deg 1 5310.00 83.16 ------ ------ 69.28 34.55 9.83 30.50 196 145 AVERAGE

Mode	22	
	Band Edge - R	
	U-NII-2A_5.25-5.35_802.11ac VHT40_CH62_5310MHz	
ANT	6	
Pol.	Vertical	Fundamental
Peak	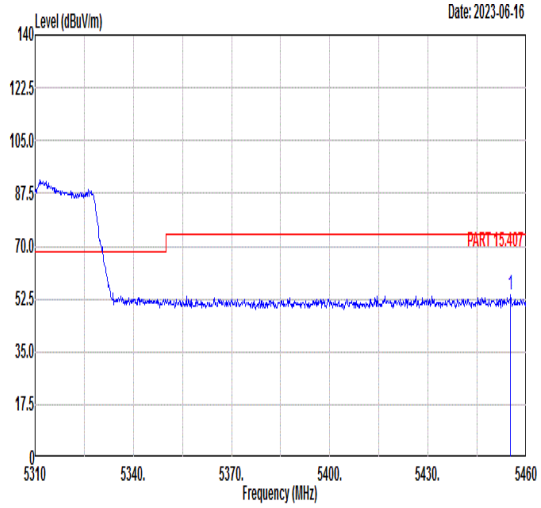 Freq Level Limit Line Margin Read Level Ant Factor Cable Loss Preamp Factor APos TPos Remark MHz dBuV/m dBuV/m dB dBuV dB/m dB dB cm deg 1 5455.20 53.64 74.00 -20.36 39.59 34.66 9.89 30.50 196 145 PEAK	Blank
Avg	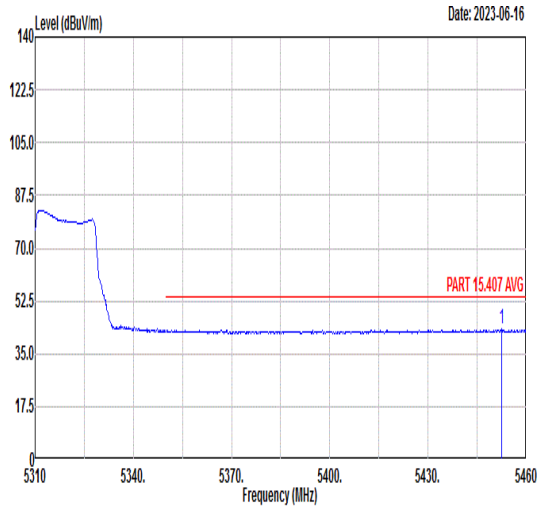 Freq Level Limit Line Margin Read Level Ant Factor Cable Loss Preamp Factor APos TPos Remark MHz dBuV/m dBuV/m dB dBuV dB/m dB dB cm deg 1 5452.50 43.44 54.00 -10.56 29.39 34.66 9.89 30.50 196 145 AVERAGE	Blank

Mode	23	
	Band Edge - L	
	U-NII-2C_5.47-5.725_802.11ac VHT40_CH102_5510MHz	
ANT	6	
Pol.	Horizontal	Fundamental
Peak	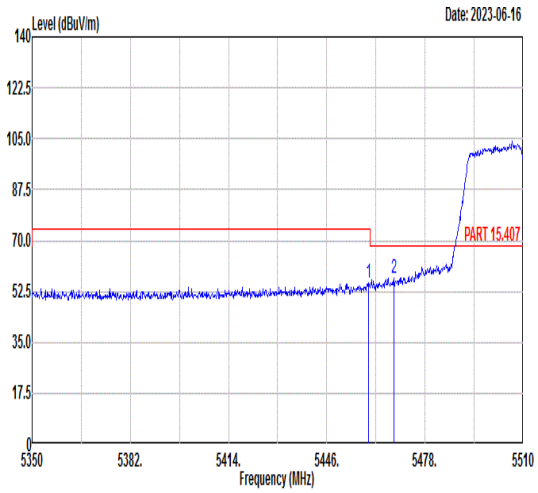 Freq Level Limit Line Margin Read Level Ant Factor Cable Loss Preamp Factor APos TPos Remark MHz dBuV/m dBuV/m dB dBuV dB/m dB dB cm deg 1 5459.60 55.55 74.00 -18.45 41.49 34.66 9.90 30.50 100 75 PEAK 2 5467.76 57.20 68.30 -11.10 43.12 34.67 9.91 30.50 100 75 PEAK	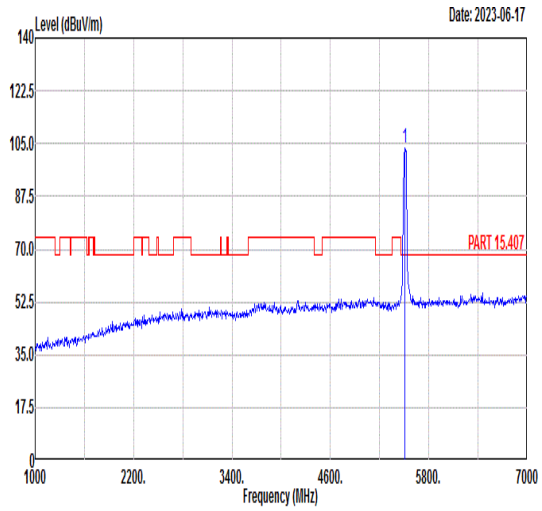 Freq Level Limit Line Margin Read Level Ant Factor Cable Loss Preamp Factor APos TPos Remark MHz dBuV/m dBuV/m dB dBuV dB/m dB dB cm deg 1 5510.00 103.30 ------ ------ 89.15 34.71 9.95 30.51 100 75 PEAK
Avg	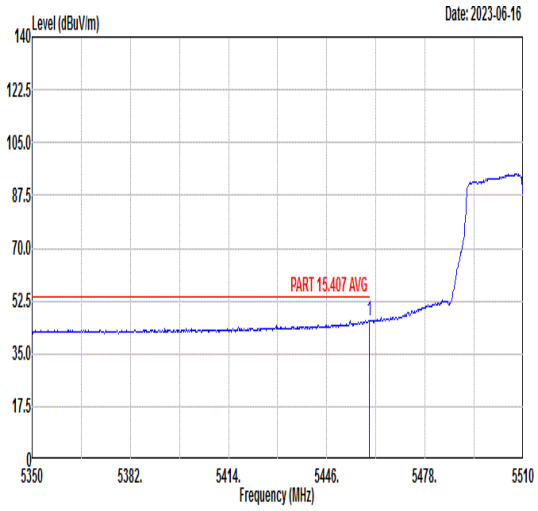 Freq Level Limit Line Margin Read Level Ant Factor Cable Loss Preamp Factor APos TPos Remark MHz dBuV/m dBuV/m dB dBuV dB/m dB dB cm deg 1 5459.92 45.99 54.00 -8.01 31.93 34.66 9.90 30.50 100 75 AVERAGE	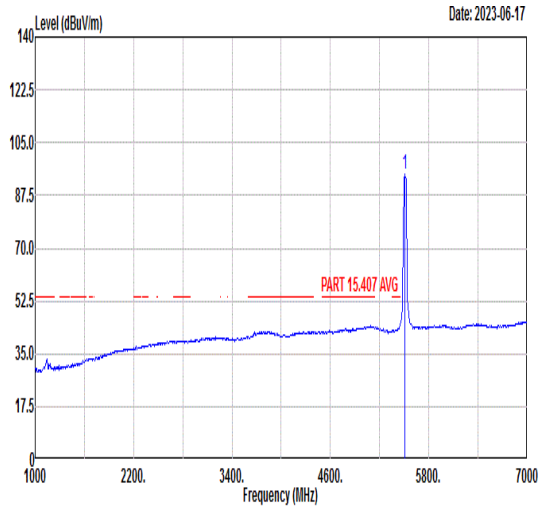 Freq Level Limit Line Margin Read Level Ant Factor Cable Loss Preamp Factor APos TPos Remark MHz dBuV/m dBuV/m dB dBuV dB/m dB dB cm deg 1 5510.00 94.48 ------ ------ 80.33 34.71 9.95 30.51 100 75 AVERAGE

Mode	23	
	Band Edge - R	
	U-NII-2C_5.47-5.725_802.11ac VHT40_CH102_5510MHz	
ANT	6	
Pol.	Horizontal	Fundamental
Peak	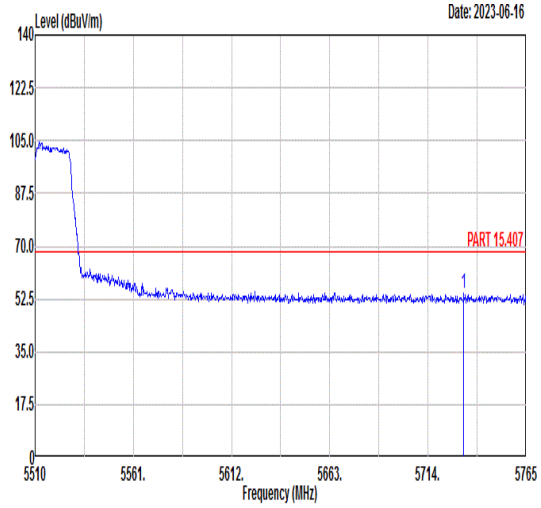 Freq Level Limit Line Margin Read Level Ant Factor Cable Loss Preamp Factor APos TPos Remark MHz dBuV/m dBuV/m dB dBuV dB/m dB dB cm deg 1 5732.62 54.35 68.30 -13.95 39.75 35.07 10.12 30.59 100 75 PEAK	Blank

Mode	23	
	Band Edge - L	
	U-NII-2C_5.47-5.725_802.11ac VHT40_CH102_5510MHz	
ANT	6	
Pol.	Vertical	Fundamental
Peak	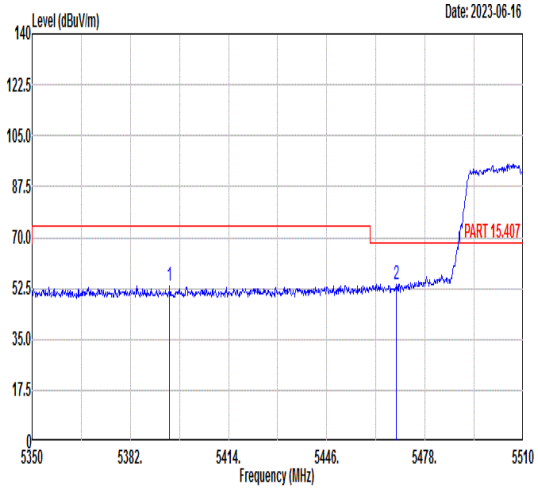 Freq Level Limit Line Margin Read Level Ant Factor Cable Loss Preamp Factor APos TPos Remark MHz dBuV/m dBuV/m dB dBuV dB/m dB dB cm deg 1 5394.80 53.48 74.00 -20.52 39.53 34.61 9.84 30.50 100 360 PEAK 2 5468.72 54.10 68.30 -14.20 40.02 34.67 9.91 30.50 100 360 PEAK	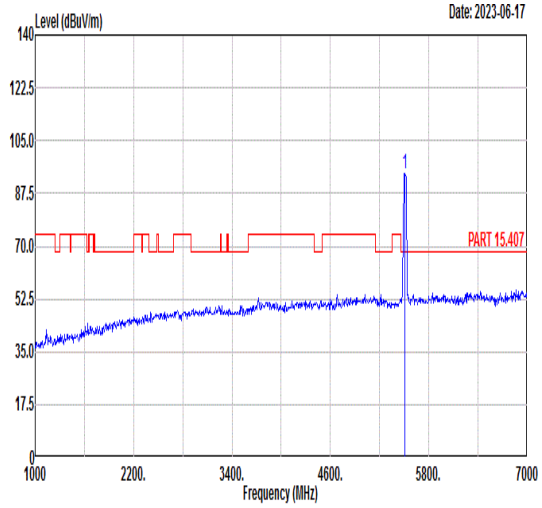 Freq Level Limit Line Margin Read Level Ant Factor Cable Loss Preamp Factor APos TPos Remark MHz dBuV/m dBuV/m dB dBuV dB/m dB dB cm deg 1 5510.00 94.09 ------ ------ 79.94 34.71 9.95 30.51 100 360 PEAK
Avg	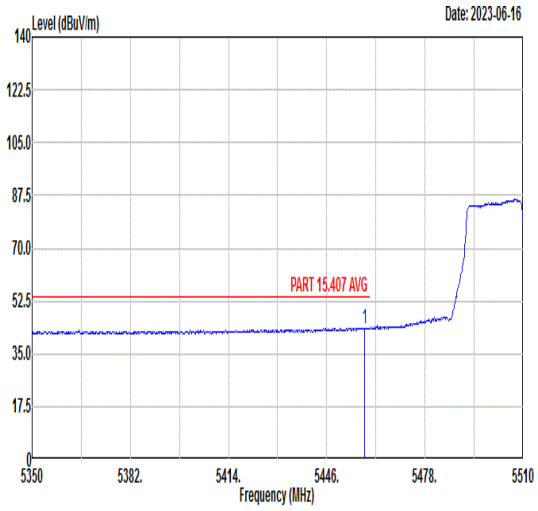 Freq Level Limit Line Margin Read Level Ant Factor Cable Loss Preamp Factor APos TPos Remark MHz dBuV/m dBuV/m dB dBuV dB/m dB dB cm deg 1 5458.32 43.57 54.00 -10.43 29.51 34.66 9.90 30.50 100 360 AVERAGE	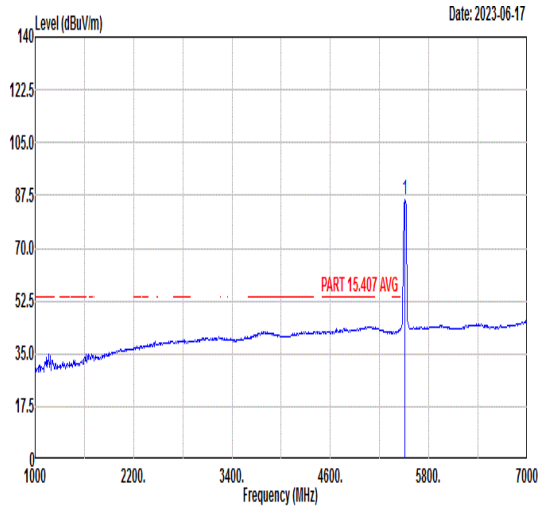 Freq Level Limit Line Margin Read Level Ant Factor Cable Loss Preamp Factor APos TPos Remark MHz dBuV/m dBuV/m dB dBuV dB/m dB dB cm deg 1 5510.00 86.04 ------ ------ 71.89 34.71 9.95 30.51 100 360 AVERAGE

Mode	23	
	Band Edge - R	
	U-NII-2C_5.47-5.725_802.11ac VHT40_CH102_5510MHz	
ANT	6	
Pol.	Vertical	Fundamental
Peak	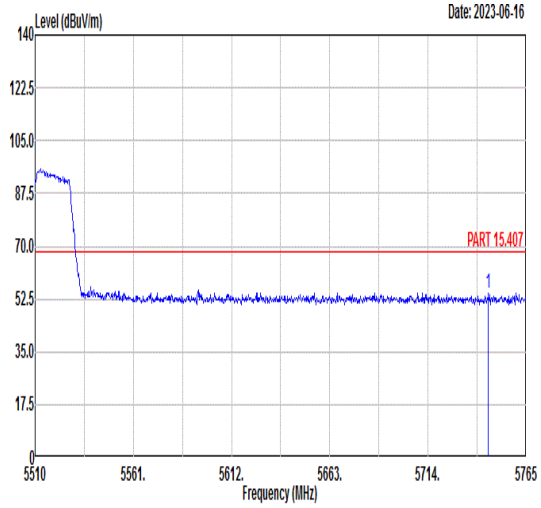 Freq Level Limit Line Margin Read Level Ant Factor Cable Loss Preamp Factor APos TPos Remark MHz dBuV/m dBuV/m dB dBuV dB/m dB dB cm deg 1 5745.37 54.41 68.30 -13.89 39.79 35.09 10.13 30.60 100 360 PEAK	Blank

Mode	24	
	Band Edge - L	
	U-NII-2C_5.47-5.725_802.11ac VHT40_CH134_5670MHz	
ANT	6	
Pol.	Horizontal	Fundamental
Peak	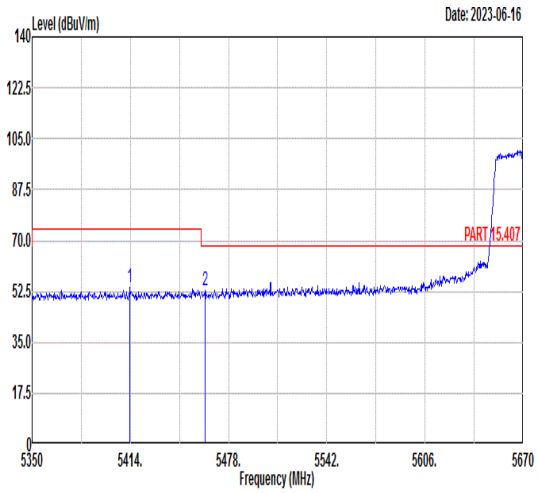 Freq Level Limit Line Margin Read Level Ant Factor Cable Loss Preamp Factor APos TPos Remark MHz dBuV/m dBuV/m dB dBuV dB/m dB dB cm deg 1 5413.68 53.72 74.00 -20.28 39.74 34.63 9.85 30.50 100 59 PEAK 2 5462.64 52.90 68.30 -15.40 38.83 34.67 9.90 30.50 100 59 PEAK	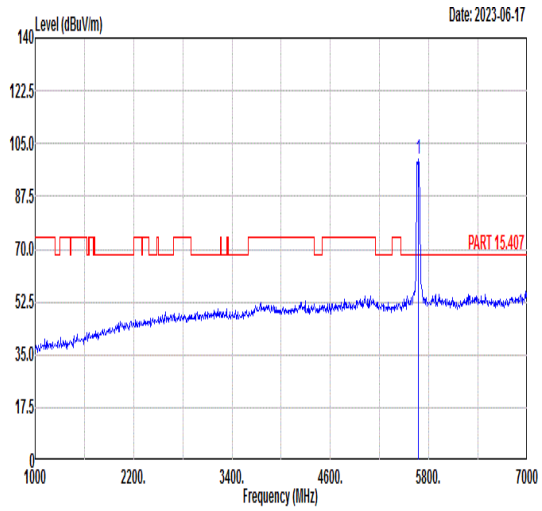 Freq Level Limit Line Margin Read Level Ant Factor Cable Loss Preamp Factor APos TPos Remark MHz dBuV/m dBuV/m dB dBuV dB/m dB dB cm deg 1 5670.00 99.96 ------ ------ 85.47 34.97 10.09 30.57 100 59 PEAK
Avg	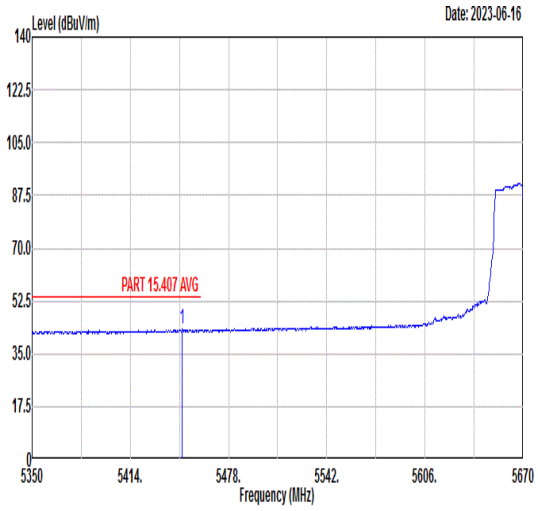 Freq Level Limit Line Margin Read Level Ant Factor Cable Loss Preamp Factor APos TPos Remark MHz dBuV/m dBuV/m dB dBuV dB/m dB dB cm deg 1 5447.92 43.09 54.00 -10.91 29.05 34.66 9.88 30.50 100 59 AVERAGE	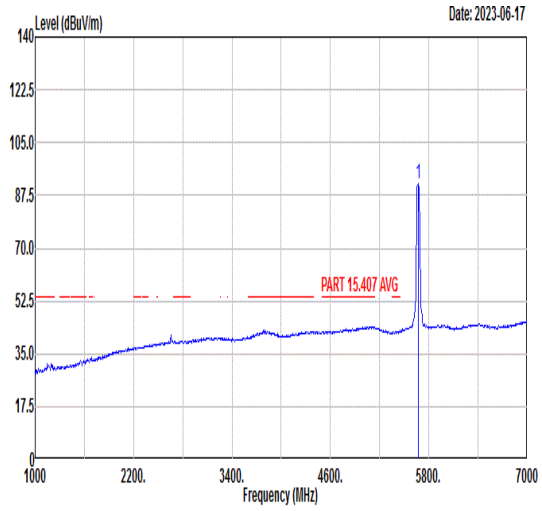 Freq Level Limit Line Margin Read Level Ant Factor Cable Loss Preamp Factor APos TPos Remark MHz dBuV/m dBuV/m dB dBuV dB/m dB dB cm deg 1 5670.00 91.49 ------ ------ 77.00 34.97 10.09 30.57 100 59 AVERAGE

Mode	24	
	Band Edge - R	
	U-NII-2C_5.47-5.725_802.11ac VHT40_CH134_5670MHz	
ANT	6	
Pol.	Horizontal	Fundamental
Peak	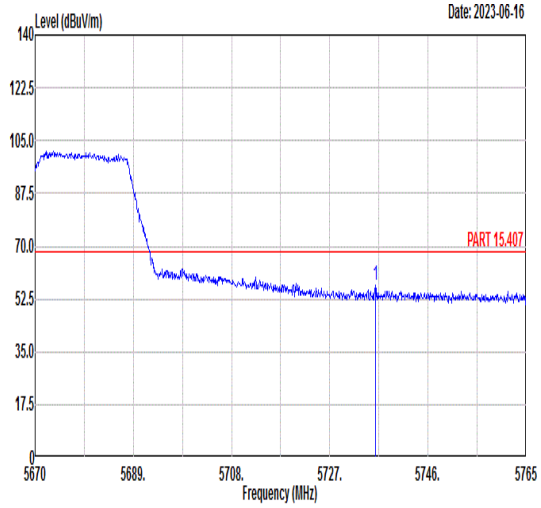 Freq Level Limit Line Margin Read Level Ant Factor Cable Loss Preamp Factor APos TPos Remark MHz dBuV/m dBuV/m dB dBuV dB/m dB dB cm deg 1 5735.84 57.22 68.30 -11.08 42.61 35.07 10.13 30.59 100 59 PEAK	Blank

Mode	24	
	Band Edge - L	
	U-NII-2C_5.47-5.725_802.11ac VHT40_CH134_5670MHz	
ANT	6	
Pol.	Vertical	Fundamental
Peak	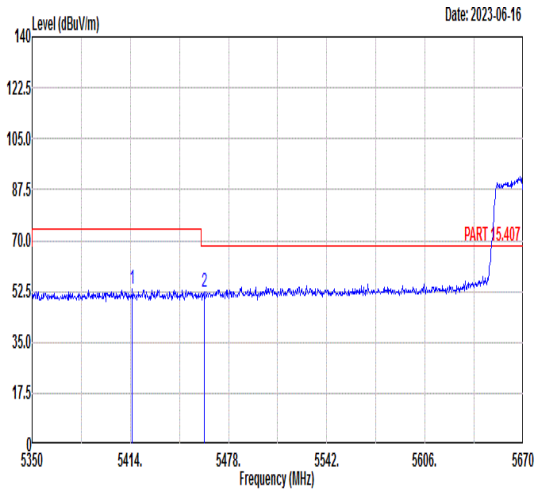 Freq Level Limit Line Margin Read Level Ant Factor Cable Loss Preamp Factor APos TPos Remark MHz dBuV/m dBuV/m dB dBuV dB/m dB dB cm deg 1 5415.28 53.61 74.00 -20.39 39.63 34.63 9.85 30.50 300 244 PEAK 2 5462.00 52.54 68.30 -15.76 38.47 34.67 9.90 30.50 300 244 PEAK	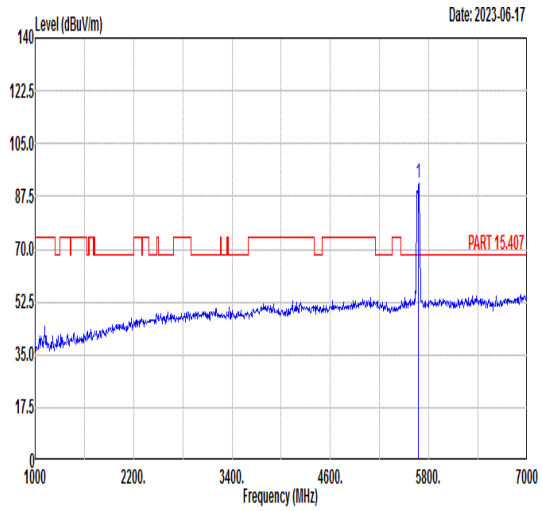 Freq Level Limit Line Margin Read Level Ant Factor Cable Loss Preamp Factor APos TPos Remark MHz dBuV/m dBuV/m dB dBuV dB/m dB dB cm deg 1 5670.00 91.86 ------ ------ 77.37 34.97 10.09 30.57 300 244 PEAK
Avg	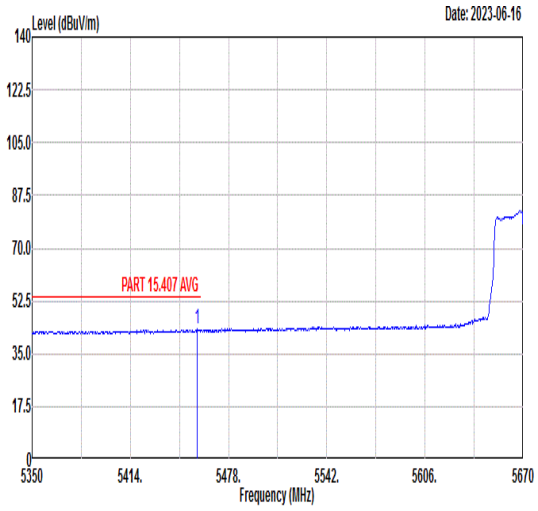 Freq Level Limit Line Margin Read Level Ant Factor Cable Loss Preamp Factor APos TPos Remark MHz dBuV/m dBuV/m dB dBuV dB/m dB dB cm deg 1 5457.52 43.40 54.00 -10.60 29.35 34.66 9.89 30.50 300 244 AVERAGE	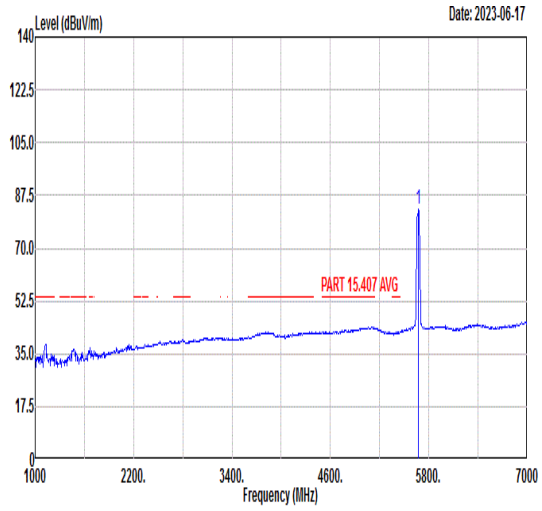 Freq Level Limit Line Margin Read Level Ant Factor Cable Loss Preamp Factor APos TPos Remark MHz dBuV/m dBuV/m dB dBuV dB/m dB dB cm deg 1 5670.00 82.93 ------ ------ 68.44 34.97 10.09 30.57 300 244 AVERAGE

Mode	24	
	Band Edge - R	
	U-NII-2C_5.47-5.725_802.11ac VHT40_CH134_5670MHz	
ANT	6	
Pol.	Vertical	Fundamental
Peak	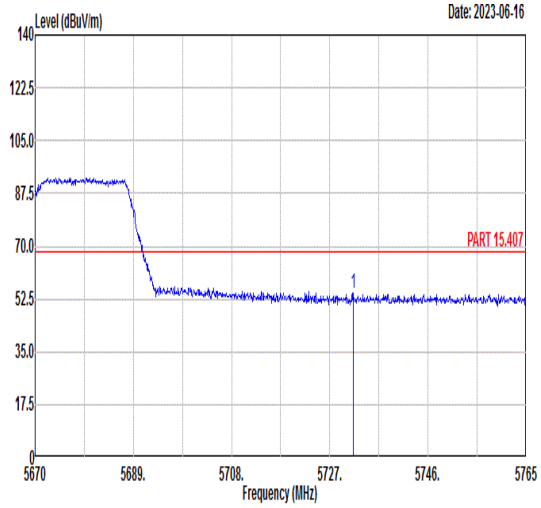 Freq Level Limit Line Margin Read Level Ant Factor Cable Loss Preamp Factor APos TPos Remark MHz dBuV/m dBuV/m dB dBuV dB/m dB dB cm deg 1 5731.56 54.26 68.30 -14.04 39.66 35.07 10.12 30.59 300 244 PEAK	Blank

Mode	25	
	Band Edge - L	
	U-NII-1_5.15-5.25_802.11ac VHT80_CH42_5210MHz	
ANT	6	
Pol.	Horizontal	Fundamental
Peak	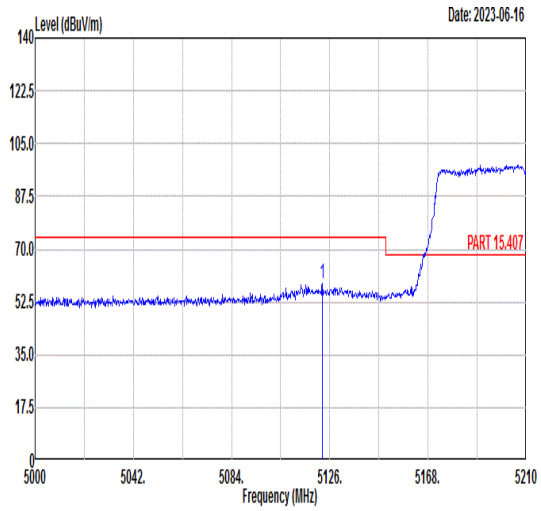 Freq Level Limit Line Margin Read Level Ant Factor Cable Loss Preamp Factor APos TPos Remark MHz dBuV/m dBuV/m dB dBuV dB/m dB dB cm deg 1 5122.85 58.89 74.00 -15.11 45.26 34.40 9.73 30.50 100 119 PEAK	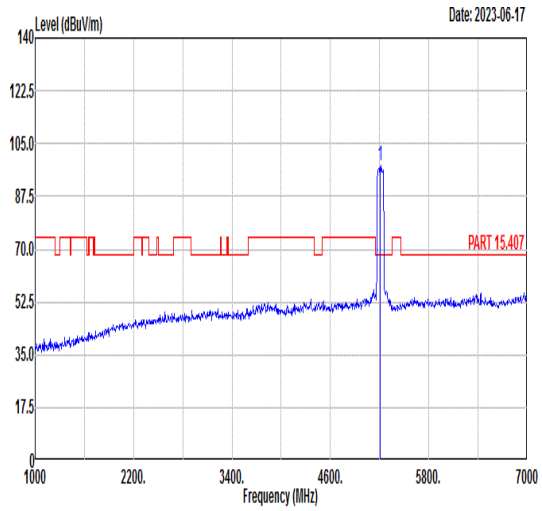 Freq Level Limit Line Margin Read Level Ant Factor Cable Loss Preamp Factor APos TPos Remark MHz dBuV/m dBuV/m dB dBuV dB/m dB dB cm deg 1 5210.00 97.94 ------ ------ 84.15 34.47 9.82 30.50 100 119 PEAK
Avg	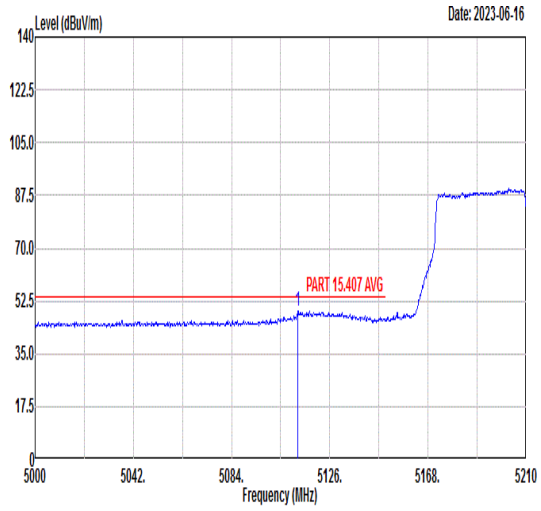 Freq Level Limit Line Margin Read Level Ant Factor Cable Loss Preamp Factor APos TPos Remark MHz dBuV/m dBuV/m dB dBuV dB/m dB dB cm deg 1 5112.35 49.37 54.00 -4.63 35.76 34.39 9.72 30.50 100 119 AVERAGE	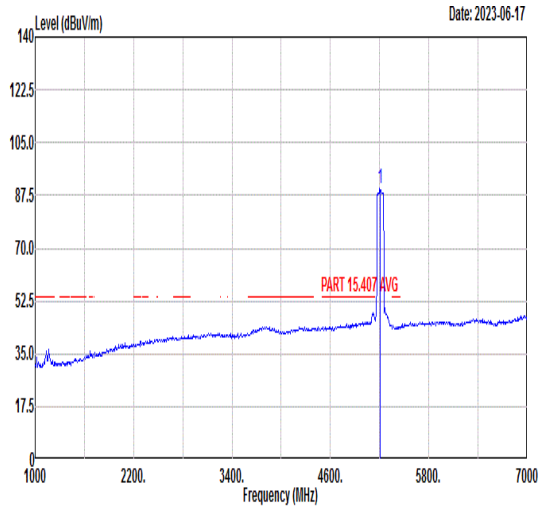 Freq Level Limit Line Margin Read Level Ant Factor Cable Loss Preamp Factor APos TPos Remark MHz dBuV/m dBuV/m dB dBuV dB/m dB dB cm deg 1 5210.00 89.63 ------ ------ 75.84 34.47 9.82 30.50 100 119 AVERAGE

Mode	25	
	Band Edge - R	
	U-NII-1_5.15-5.25_802.11ac VHT80_CH42_5210MHz	
ANT	6	
Pol.	Horizontal	Fundamental
Peak	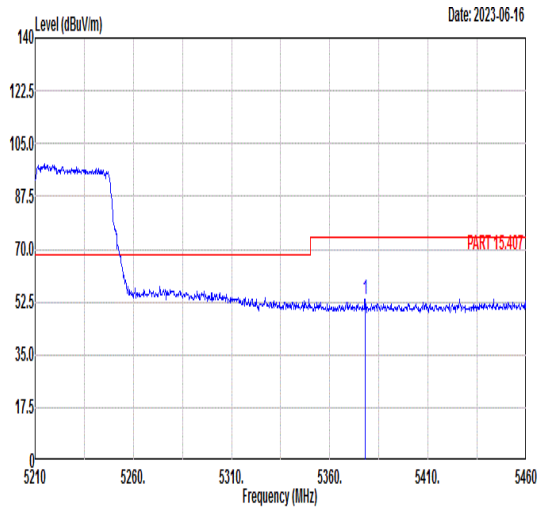 Freq Level Limit Line Margin Read Level Ant Factor Cable Loss Preamp Factor APos TPos Remark MHz dBuV/m dBuV/m dB dBuV dB/m dB dB cm deg 1 5378.00 53.61 74.00 -20.39 39.67 34.60 9.84 30.50 100 119 PEAK	Blank
Avg	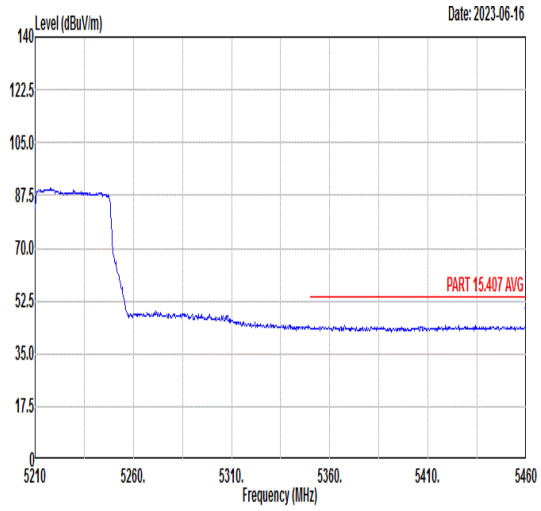 Freq Level Limit Line Margin Read Level Ant Factor Cable Loss Preamp Factor APos TPos Remark MHz dBuV/m dBuV/m dB dBuV dB/m dB dB cm deg 1 5460.00 44.71 54.00 -9.29 30.65 34.66 9.90 30.50 100 119 AVERAGE	Blank

Mode	25	
	Band Edge - L	
	U-NII-1_5.15-5.25_802.11ac VHT80_CH42_5210MHz	
ANT	6	
Pol.	Vertical	Fundamental
Peak	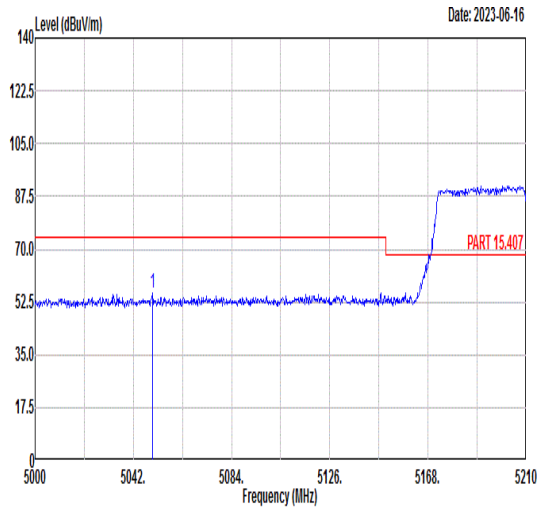 Freq Level Limit Line Margin Read Level Ant Factor Cable Loss Preamp Factor APos TPos Remark MHz dBuV/m dBuV/m dB dBuV dB/m dB dB cm deg 1 5050.19 55.31 74.00 -18.69 41.82 34.34 9.65 30.50 344 125 PEAK	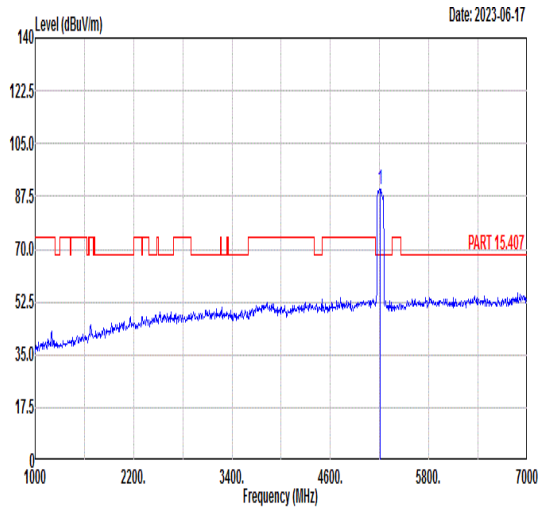 Freq Level Limit Line Margin Read Level Ant Factor Cable Loss Preamp Factor APos TPos Remark MHz dBuV/m dBuV/m dB dBuV dB/m dB dB cm deg 1 5210.00 89.86 ------ ------ 76.07 34.47 9.82 30.50 344 125 PEAK
Avg	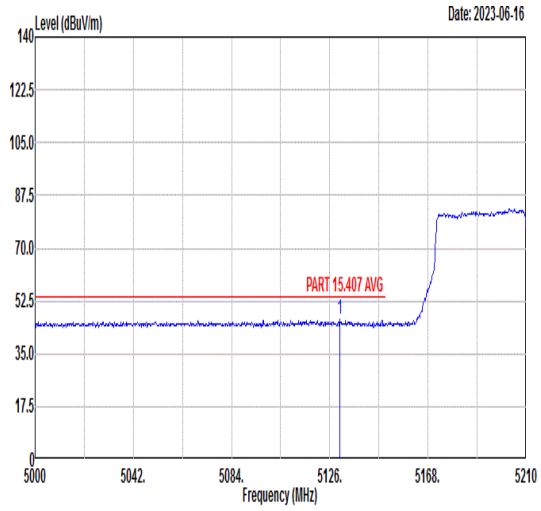 Freq Level Limit Line Margin Read Level Ant Factor Cable Loss Preamp Factor APos TPos Remark MHz dBuV/m dBuV/m dB dBuV dB/m dB dB cm deg 1 5130.20 46.23 54.00 -7.77 32.58 34.41 9.74 30.50 344 125 AVERAGE	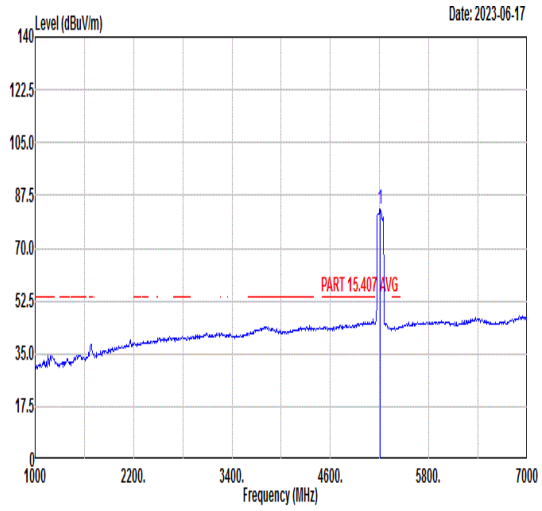 Freq Level Limit Line Margin Read Level Ant Factor Cable Loss Preamp Factor APos TPos Remark MHz dBuV/m dBuV/m dB dBuV dB/m dB dB cm deg 1 5210.00 82.87 ------ ------ 69.08 34.47 9.82 30.50 344 125 AVERAGE

Mode	25	
	Band Edge - R	
	U-NII-1_5.15-5.25_802.11ac VHT80_CH42_5210MHz	
ANT	6	
Pol.	Vertical	Fundamental
Peak	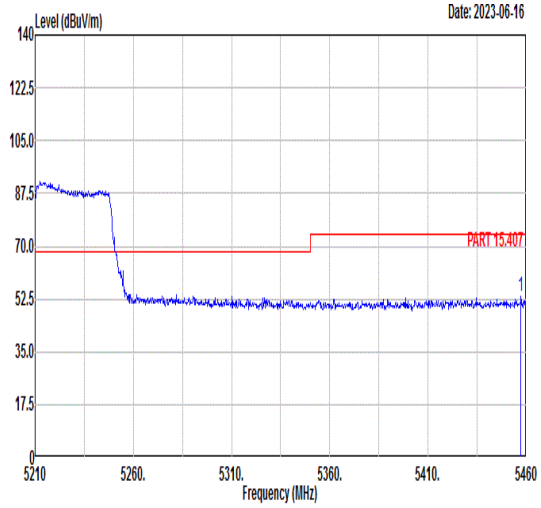 Freq Level Limit Line Margin Read Level Ant Factor Cable Loss Preamp Factor APos TPos Remark MHz dBuV/m dBuV/m dB dBuV dB/m dB dB cm deg 1 5457.25 53.35 74.00 -20.65 39.30 34.66 9.89 30.50 344 125 PEAK	Blank
Avg	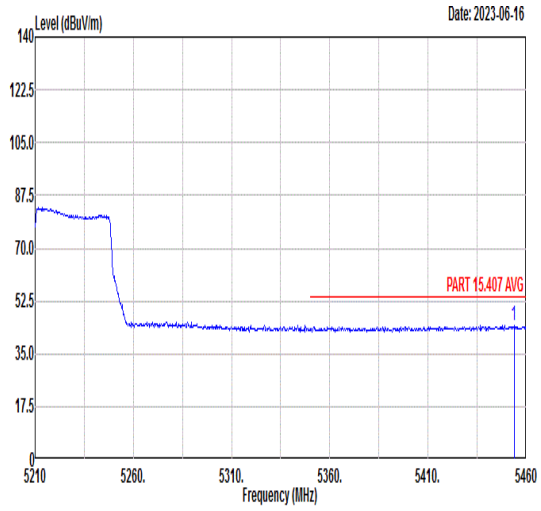 Freq Level Limit Line Margin Read Level Ant Factor Cable Loss Preamp Factor APos TPos Remark MHz dBuV/m dBuV/m dB dBuV dB/m dB dB cm deg 1 5453.75 44.27 54.00 -9.73 30.22 34.66 9.89 30.50 344 125 AVERAGE	Blank

Mode	26	
	Band Edge - L	
	U-NII-2A_5.25-5.35_802.11ac VHT80_CH58_5290MHz	
ANT	6	
Pol.	Horizontal	Fundamental
Peak	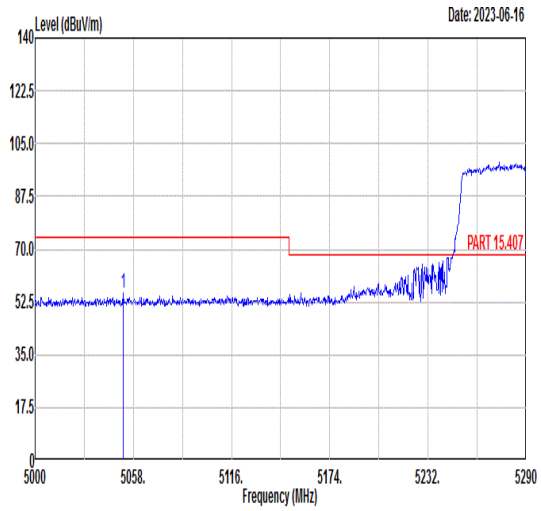 Freq Level Limit Line Margin Read Level Ant Factor Cable Loss Preamp Factor APos TPos Remark MHz dBuV/m dBuV/m dB dBuV dB/m dB dB cm deg 1 5051.91 55.31 74.00 -18.69 41.81 34.34 9.66 30.50 100 119 PEAK	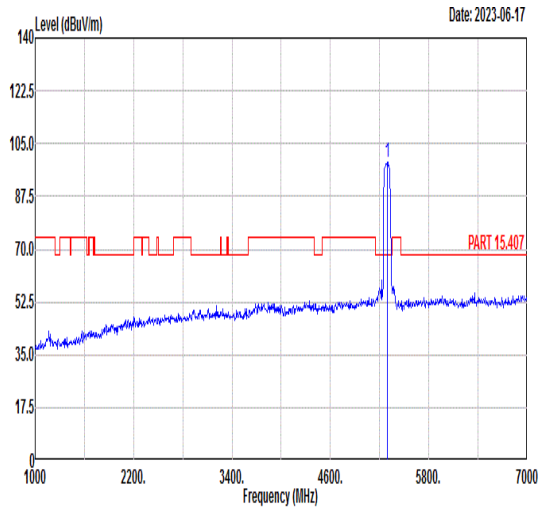 Freq Level Limit Line Margin Read Level Ant Factor Cable Loss Preamp Factor APos TPos Remark MHz dBuV/m dBuV/m dB dBuV dB/m dB dB cm deg 1 5290.00 98.80 ------ ------ 84.94 34.53 9.83 30.50 100 119 PEAK
Avg	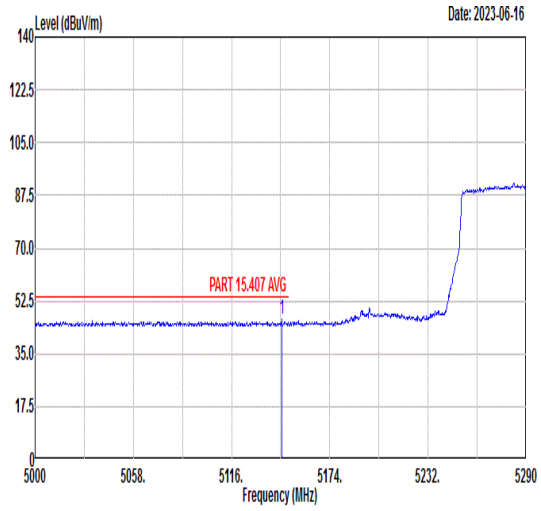 Freq Level Limit Line Margin Read Level Ant Factor Cable Loss Preamp Factor APos TPos Remark MHz dBuV/m dBuV/m dB dBuV dB/m dB dB cm deg 1 5145.58 46.27 54.00 -7.73 32.60 34.42 9.75 30.50 100 119 AVERAGE	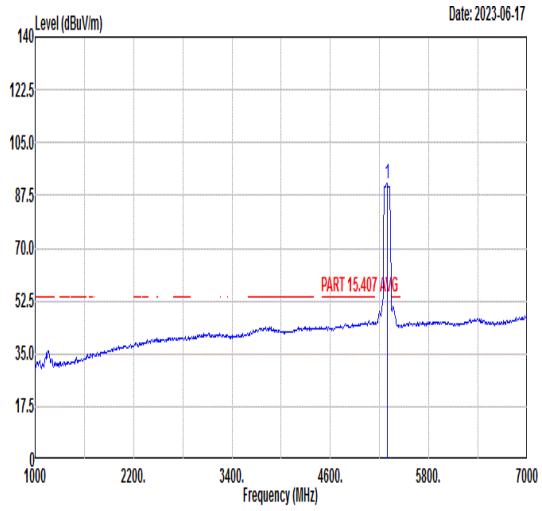 Freq Level Limit Line Margin Read Level Ant Factor Cable Loss Preamp Factor APos TPos Remark MHz dBuV/m dBuV/m dB dBuV dB/m dB dB cm deg 1 5290.00 91.28 ------ ------ 77.42 34.53 9.83 30.50 100 119 AVERAGE

Mode	26	
	Band Edge - R	
	U-NII-2A_5.25-5.35_802.11ac VHT80_CH58_5290MHz	
ANT	6	
Pol.	Horizontal	Fundamental
Peak	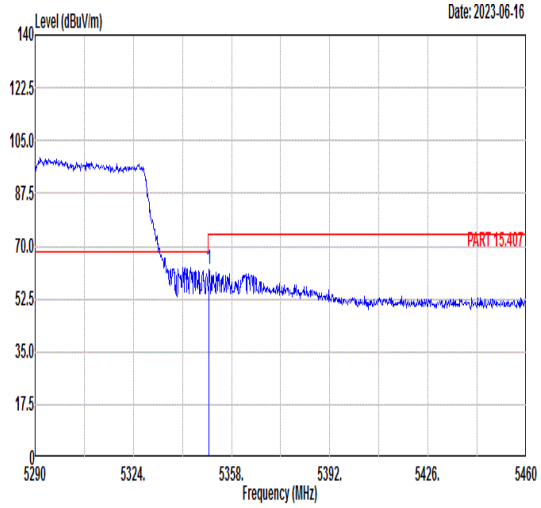 Freq Level Limit Line Margin Read Level Ant Factor Cable Loss Preamp Factor APos TPos Remark MHz dBuV/m dBuV/m dB dBuV dB/m dB dB cm deg 1 5350.18 62.26 74.00 -11.74 48.35 34.58 9.83 30.50 100 119 PEAK	Blank
Avg	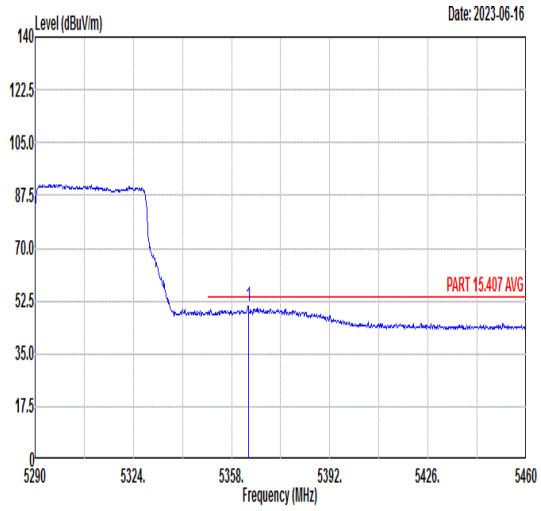 Freq Level Limit Line Margin Read Level Ant Factor Cable Loss Preamp Factor APos TPos Remark MHz dBuV/m dBuV/m dB dBuV dB/m dB dB cm deg 1 5363.78 50.76 54.00 -3.24 36.83 34.59 9.84 30.50 100 119 AVERAGE	Blank

Mode	26	
	Band Edge - L	
	U-NII-2A_5.25-5.35_802.11ac VHT80_CH58_5290MHz	
ANT	6	
Pol.	Vertical	Fundamental
Peak	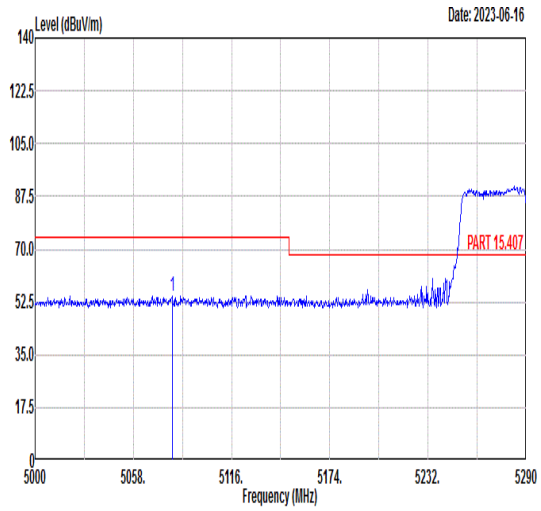 Freq Level Limit Line Margin Read Level Ant Factor Cable Loss Preamp Factor APos TPos Remark MHz dBuV/m dBuV/m dB dBuV dB/m dB dB cm deg 1 5080.91 54.62 74.00 -19.38 41.06 34.37 9.69 30.50 100 130 PEAK	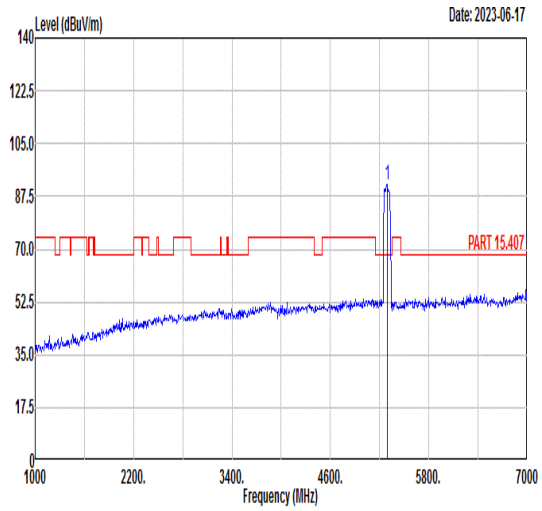 Freq Level Limit Line Margin Read Level Ant Factor Cable Loss Preamp Factor APos TPos Remark MHz dBuV/m dBuV/m dB dBuV dB/m dB dB cm deg 1 5290.00 91.33 ------ ------ 77.47 34.53 9.83 30.50 100 130 PEAK
Avg	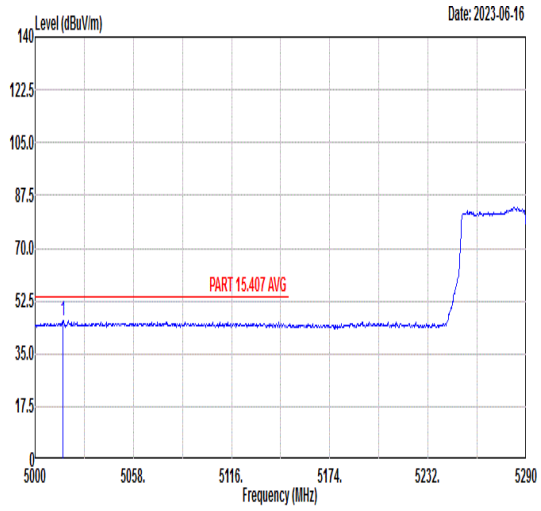 Freq Level Limit Line Margin Read Level Ant Factor Cable Loss Preamp Factor APos TPos Remark MHz dBuV/m dBuV/m dB dBuV dB/m dB dB cm deg 1 5016.53 45.79 54.00 -8.21 32.35 34.32 9.62 30.50 100 130 AVERAGE	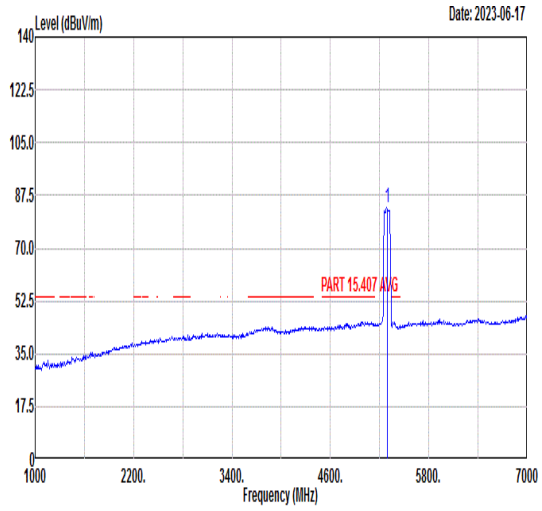 Freq Level Limit Line Margin Read Level Ant Factor Cable Loss Preamp Factor APos TPos Remark MHz dBuV/m dBuV/m dB dBuV dB/m dB dB cm deg 1 5290.00 83.44 ------ ------ 69.58 34.53 9.83 30.50 100 130 AVERAGE

Mode	26	
	Band Edge - R	
	U-NII-2A_5.25-5.35_802.11ac VHT80_CH58_5290MHz	
ANT	6	
Pol.	Vertical	Fundamental
Peak	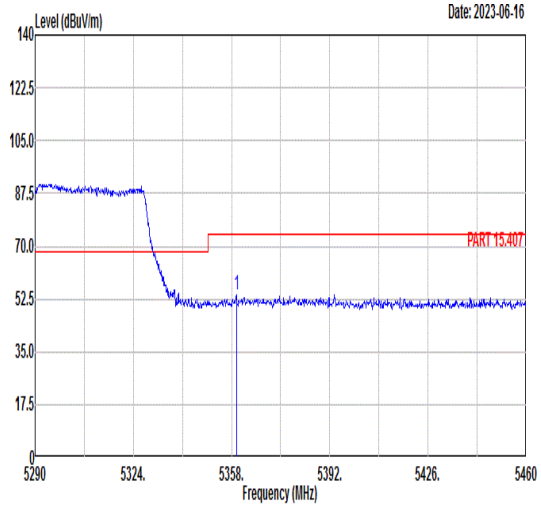 Freq Level Limit Line Margin Read Level Ant Factor Cable Loss Preamp Factor APos TPos Remark MHz dBuV/m dBuV/m dB dBuV dB/m dB dB cm deg 1 5359.70 53.89 74.00 -20.11 39.96 34.59 9.84 30.50 100 130 PEAK	Blank
Avg	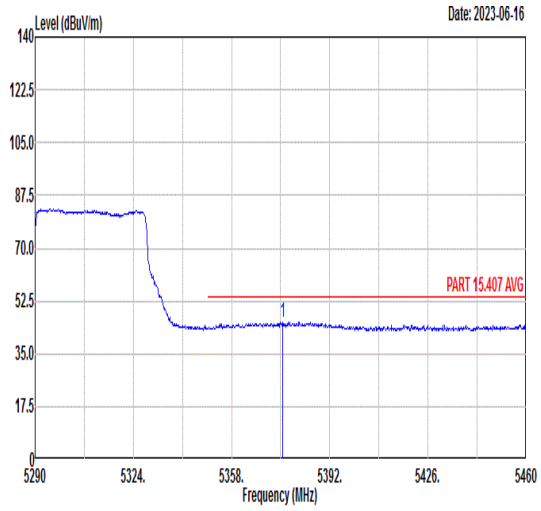 Freq Level Limit Line Margin Read Level Ant Factor Cable Loss Preamp Factor APos TPos Remark MHz dBuV/m dBuV/m dB dBuV dB/m dB dB cm deg 1 5375.68 45.55 54.00 -8.45 31.61 34.60 9.84 30.50 100 130 AVERAGE	Blank

Mode	27	
	Band Edge - L	
	U-NII-2C_5.47-5.725_802.11ac VHT80_CH106_5530MHz	
ANT	6	
Pol.	Horizontal	Fundamental
Peak	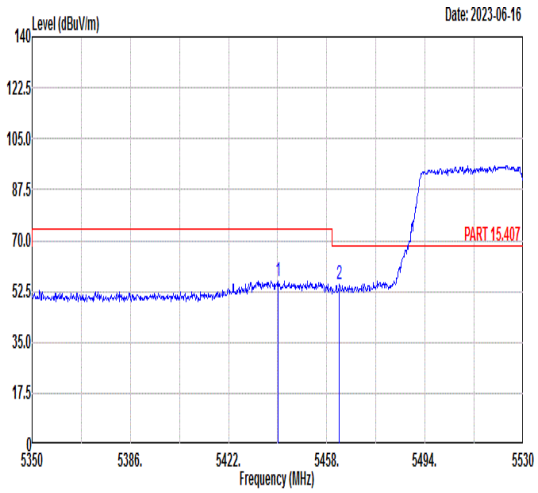 Freq Level Limit Line Margin Read Level Ant Factor Cable Loss Preamp Factor APos TPos Remark 1 5440.18 56.23 74.00 -17.77 42.20 34.65 9.88 30.50 100 67 PEAK 2 5462.68 54.78 68.30 -13.52 40.71 34.67 9.90 30.50 100 67 PEAK	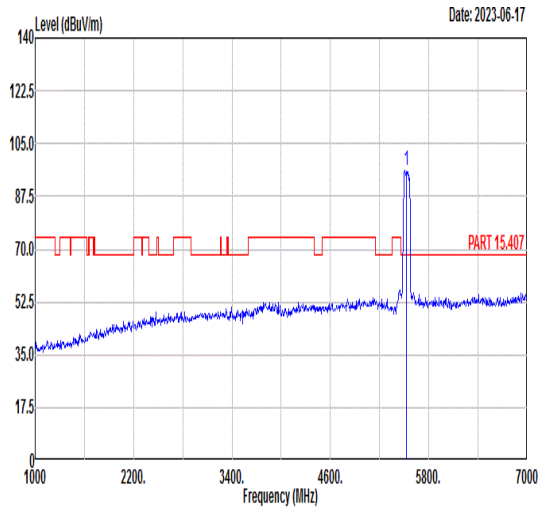 Freq Level Limit Line Margin Read Level Ant Factor Cable Loss Preamp Factor APos TPos Remark 1 5530.00 95.94 ------ ------ 81.74 34.74 9.97 30.51 100 67 PEAK
Avg	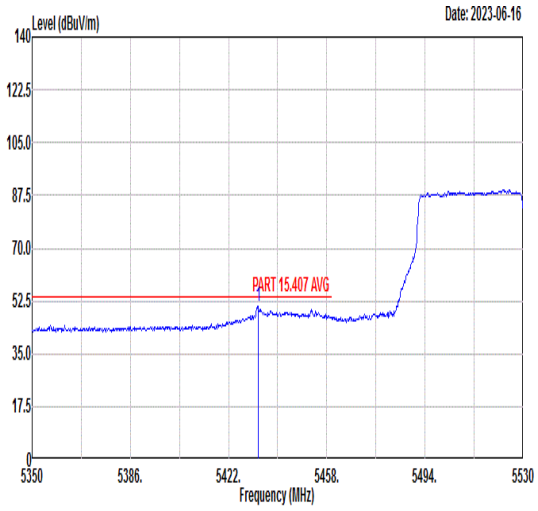 Freq Level Limit Line Margin Read Level Ant Factor Cable Loss Preamp Factor APos TPos Remark 1 5432.80 50.90 54.00 -3.10 36.89 34.64 9.87 30.50 100 67 AVERAGE	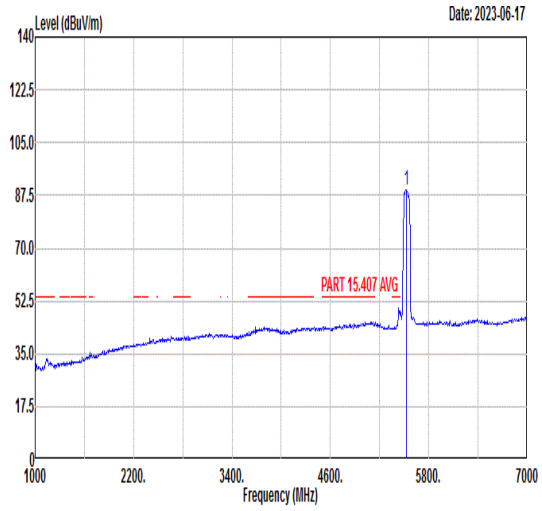 Freq Level Limit Line Margin Read Level Ant Factor Cable Loss Preamp Factor APos TPos Remark 1 5530.00 89.20 ------ ------ 75.00 34.74 9.97 30.51 100 67 AVERAGE

Mode	27	
	Band Edge - R	
	U-NII-2C_5.47-5.725_802.11ac VHT80_CH106_5530MHz	
ANT	6	
Pol.	Horizontal	Fundamental
Peak	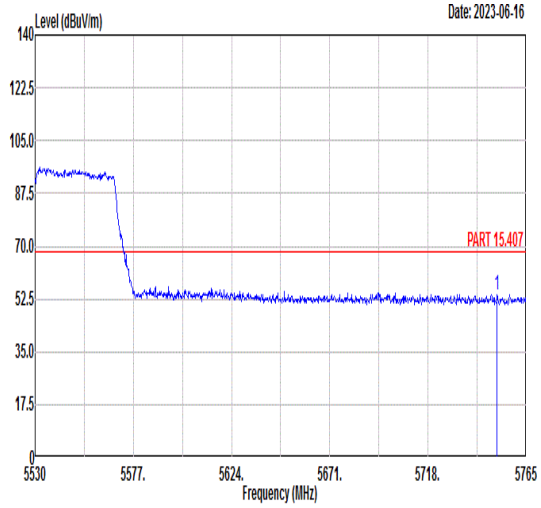 Freq Level Limit Line Margin Read Level Ant Factor Cable Loss Preamp Factor APos TPos Remark MHz dBuV/m dBuV/m dB dBuV dB/m dB dB cm deg 1 5751.14 54.06 68.30 -14.24 39.43 35.10 10.13 30.60 100 67 PEAK	Blank

Mode	27	
	Band Edge - L	
	U-NII-2C_5.47-5.725_802.11ac VHT80_CH106_5530MHz	
ANT	6	
Pol.	Vertical	Fundamental
Peak	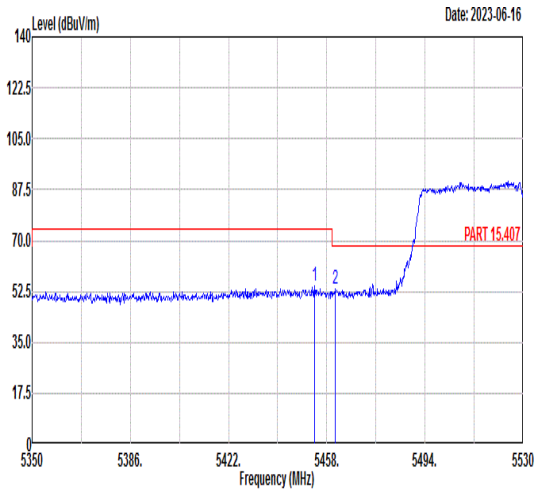 Freq Level Limit Line Margin Read Level Ant Factor Cable Loss Preamp Factor APos TPos Remark MHz dBuV/m dBuV/m dB dBuV dB/m dB dB cm deg 1 5453.50 54.68 74.00 -19.32 40.63 34.66 9.89 30.50 100 130 PEAK 2 5461.06 53.10 68.30 -15.20 39.03 34.67 9.90 30.50 100 130 PEAK	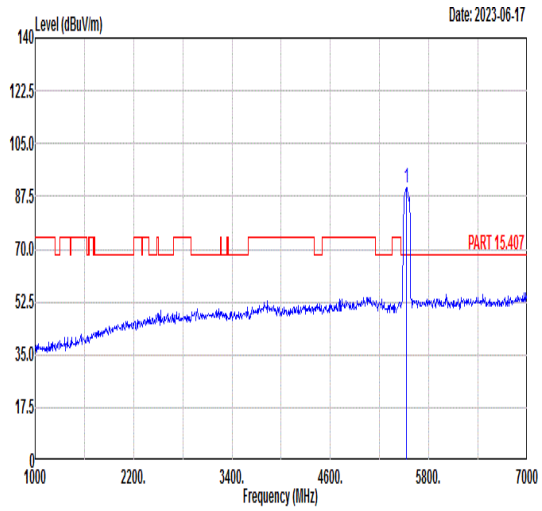 Freq Level Limit Line Margin Read Level Ant Factor Cable Loss Preamp Factor APos TPos Remark MHz dBuV/m dBuV/m dB dBuV dB/m dB dB cm deg 1 5530.00 90.16 ------ ------ 75.96 34.74 9.97 30.51 100 130 PEAK
Avg	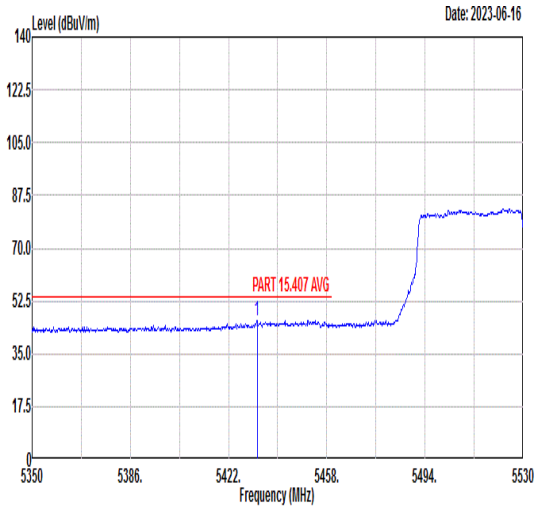 Freq Level Limit Line Margin Read Level Ant Factor Cable Loss Preamp Factor APos TPos Remark MHz dBuV/m dBuV/m dB dBuV dB/m dB dB cm deg 1 5432.44 46.22 54.00 -7.78 32.21 34.64 9.87 30.50 100 130 AVERAGE	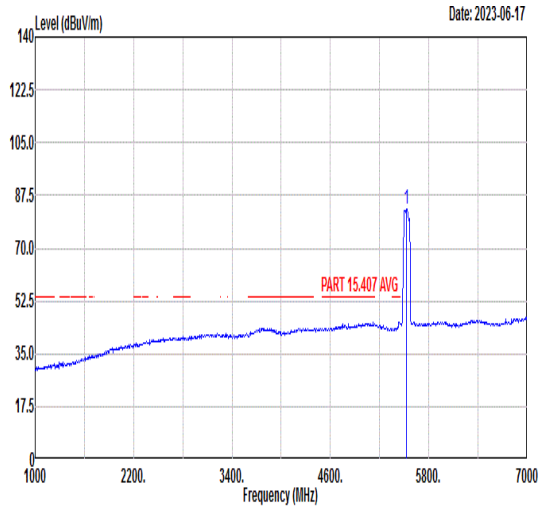 Freq Level Limit Line Margin Read Level Ant Factor Cable Loss Preamp Factor APos TPos Remark MHz dBuV/m dBuV/m dB dBuV dB/m dB dB cm deg 1 5530.00 82.88 ------ ------ 68.68 34.74 9.97 30.51 100 130 AVERAGE

Mode	27	
	Band Edge - R	
	U-NII-2C_5.47-5.725_802.11ac VHT80_CH106_5530MHz	
ANT	6	
Pol.	Vertical	Fundamental
Peak	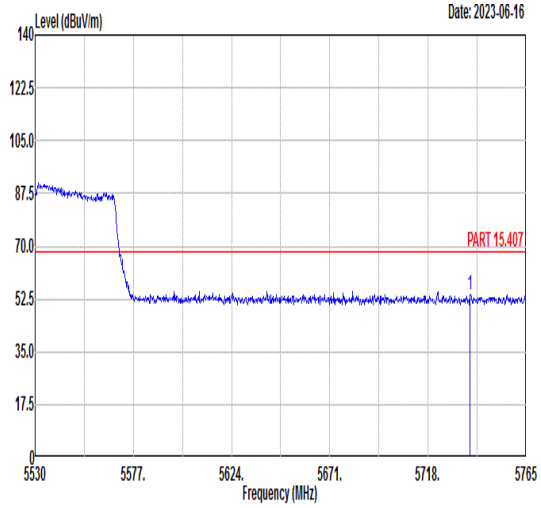 Freq Level Limit Line Margin Read Level Ant Factor Cable Loss Preamp Factor APos TPos Remark MHz dBuV/m dBuV/m dB dBuV dB/m dB dB cm deg 1 5738.21 54.07 68.30 -14.23 39.45 35.08 10.13 30.59 100 130 PEAK	Blank

Mode	27	
	Harmonic	
	U-NII-2C_5.47-5.725_802.11ac VHT80_CH106_5530MHz	
ANT	6	
Pol.	Horizontal	Vertical
Peak Avg	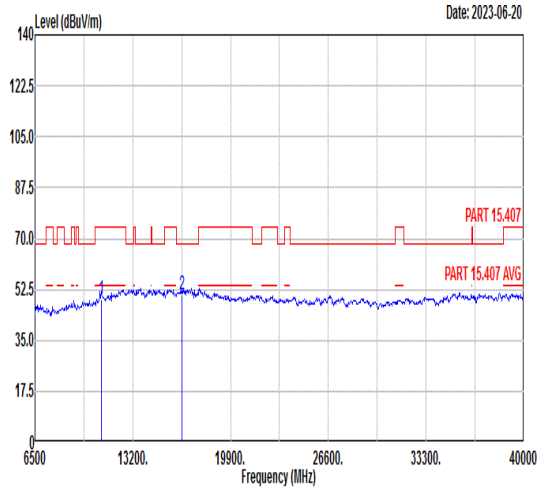 Freq Level Limit Line Margin Read Level Ant Factor Cable Loss Preamp Factor APos TPos Remark MHz dBuV/m dBuV/m dB dBuV dB/m dB dB cm deg 1 11060.00 49.09 74.00 -24.91 55.34 38.16 13.75 58.16 --- --- Peak 2 16590.00 50.94 68.30 -17.36 51.08 41.00 16.20 57.34 --- --- Peak	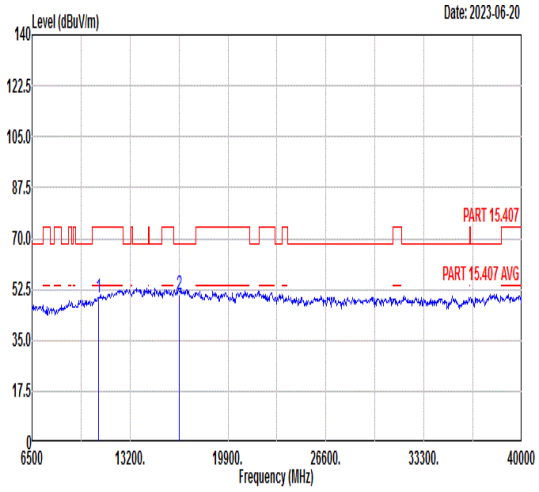 Freq Level Limit Line Margin Read Level Ant Factor Cable Loss Preamp Factor APos TPos Remark MHz dBuV/m dBuV/m dB dBuV dB/m dB dB cm deg 1 11060.00 49.86 74.00 -24.14 56.11 38.16 13.75 58.16 --- --- Peak 2 16590.00 50.97 68.30 -17.33 51.11 41.00 16.20 57.34 --- --- Peak

Mode	28	
	Band Edge - L	
	U-NII-2C_5.47-5.725_802.11ac VHT80_CH122_5610MHz	
ANT	6	
Pol.	Horizontal	Fundamental
Peak	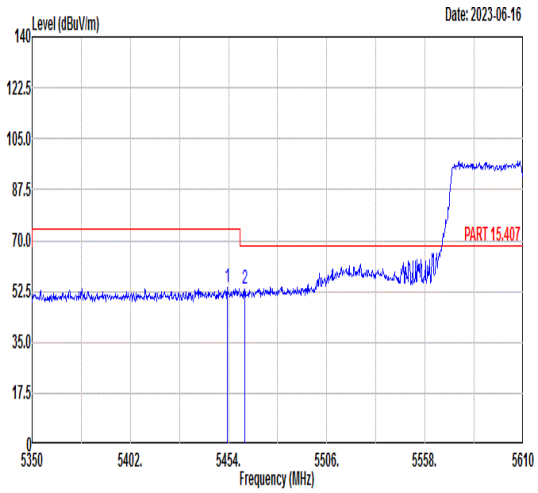 Freq Level Limit Line Margin Read Level Ant Factor Cable Loss Preamp Factor APos TPos Remark MHz dBuV/m dBuV/m dB dBuV dB/m dB dB cm deg 1 5453.22 53.92 74.00 -20.08 39.87 34.66 9.89 30.50 100 78 PEAK 2 5462.58 53.39 68.30 -14.91 39.32 34.67 9.90 30.50 100 78 PEAK	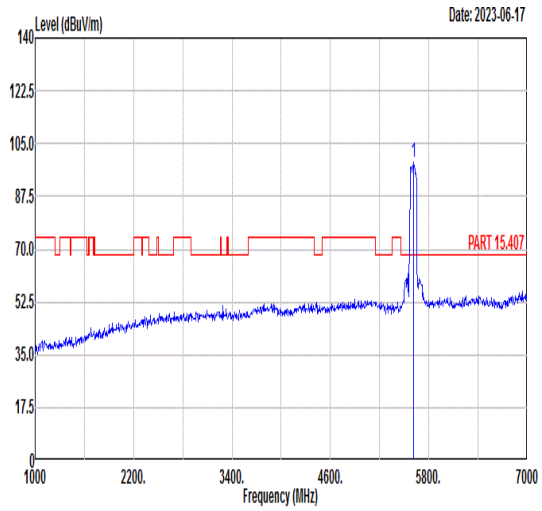 Freq Level Limit Line Margin Read Level Ant Factor Cable Loss Preamp Factor APos TPos Remark MHz dBuV/m dBuV/m dB dBuV dB/m dB dB cm deg 1 5610.00 98.62 ------ ------ 84.25 34.87 10.05 30.55 100 78 PEAK
Avg	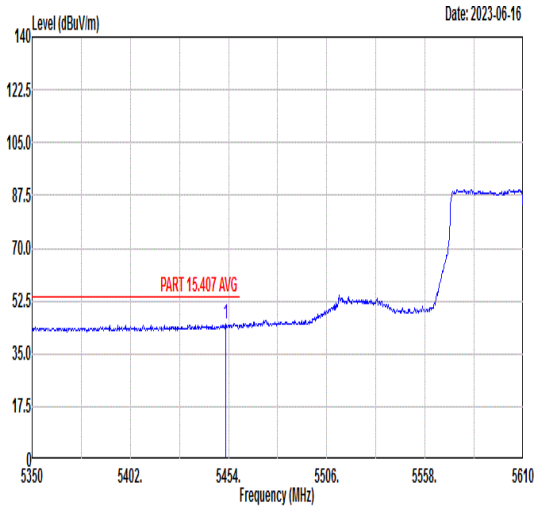 Freq Level Limit Line Margin Read Level Ant Factor Cable Loss Preamp Factor APos TPos Remark MHz dBuV/m dBuV/m dB dBuV dB/m dB dB cm deg 1 5452.44 45.10 54.00 -8.90 31.05 34.66 9.89 30.50 100 78 AVERAGE	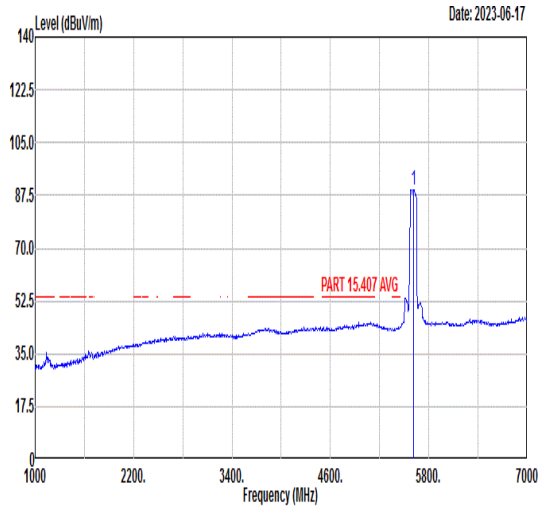 Freq Level Limit Line Margin Read Level Ant Factor Cable Loss Preamp Factor APos TPos Remark MHz dBuV/m dBuV/m dB dBuV dB/m dB dB cm deg 1 5610.00 89.54 ------ ------ 75.17 34.87 10.05 30.55 100 78 AVERAGE

Mode	28	
	Band Edge - R	
	U-NII-2C_5.47-5.725_802.11ac VHT80_CH122_5610MHz	
ANT	6	
Pol.	Horizontal	Fundamental
Peak	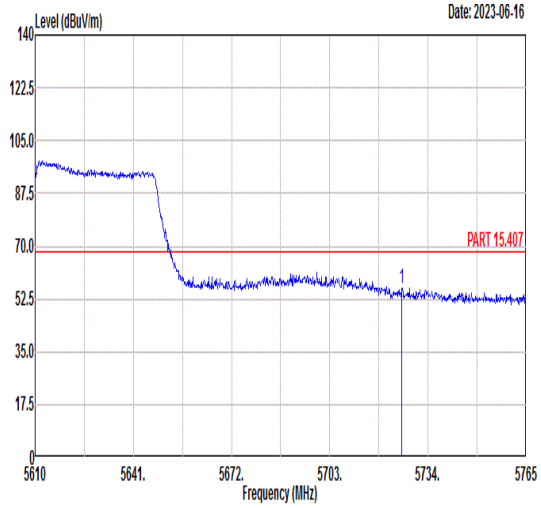 Freq Level Limit Line Margin Read Level Ant Factor Cable Loss Preamp Factor APos TPos Remark MHz dBuV/m dBuV/m dB dBuV dB/m dB dB cm deg 1 5725.79 56.05 68.30 -12.25 41.46 35.06 10.12 30.59 100 78 PEAK	Blank

Mode	28	
	Band Edge - L	
	U-NII-2C_5.47-5.725_802.11ac VHT80_CH122_5610MHz	
ANT	6	
Pol.	Vertical	Fundamental
Peak	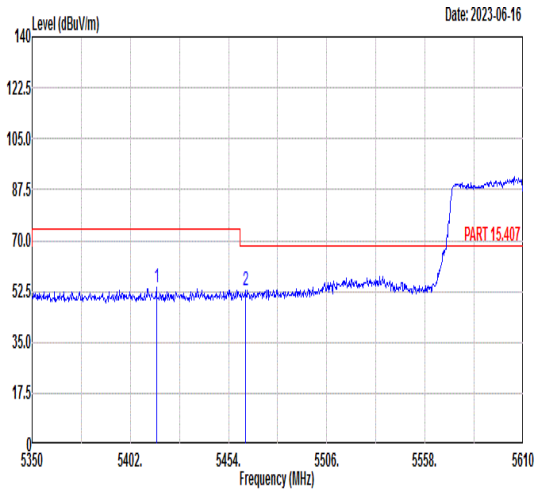 Freq Level Limit Line Margin Read Level Ant Factor Cable Loss Preamp Factor APos TPos Remark MHz dBuV/m dBuV/m dB dBuV dB/m dB dB cm deg 1 5415.78 53.92 74.00 -20.08 39.94 34.63 9.85 30.50 100 128 PEAK 2 5462.84 52.85 68.30 -15.45 38.78 34.67 9.90 30.50 100 128 PEAK	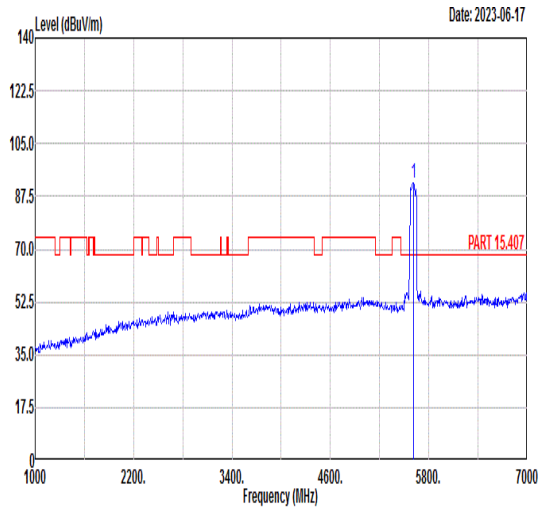 Freq Level Limit Line Margin Read Level Ant Factor Cable Loss Preamp Factor APos TPos Remark MHz dBuV/m dBuV/m dB dBuV dB/m dB dB cm deg 1 5610.00 91.96 ------ ------ 77.59 34.87 10.05 30.55 100 128 PEAK
Avg	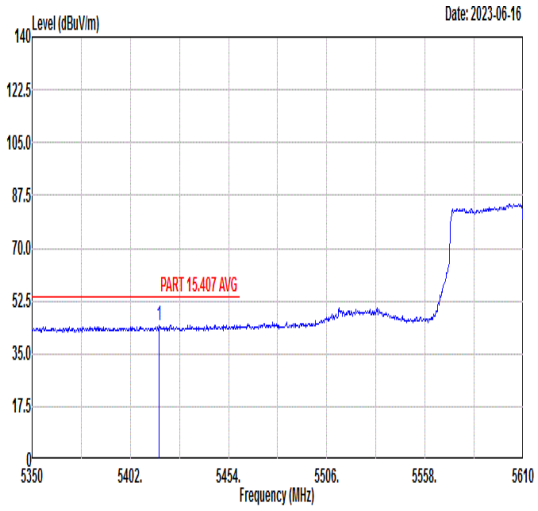 Freq Level Limit Line Margin Read Level Ant Factor Cable Loss Preamp Factor APos TPos Remark MHz dBuV/m dBuV/m dB dBuV dB/m dB dB cm deg 1 5417.34 44.41 54.00 -9.59 30.43 34.63 9.85 30.50 100 128 AVERAGE	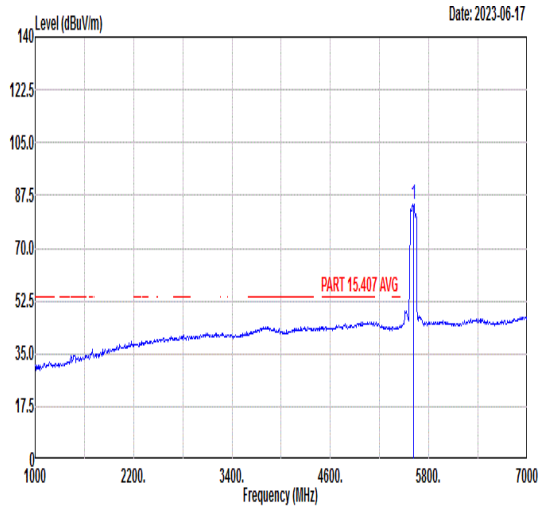 Freq Level Limit Line Margin Read Level Ant Factor Cable Loss Preamp Factor APos TPos Remark MHz dBuV/m dBuV/m dB dBuV dB/m dB dB cm deg 1 5610.00 84.33 ------ ------ 69.96 34.87 10.05 30.55 100 128 AVERAGE

Mode	28	
	Band Edge - R	
	U-NII-2C_5.47-5.725_802.11ac VHT80_CH122_5610MHz	
ANT	6	
Pol.	Vertical	Fundamental
Peak	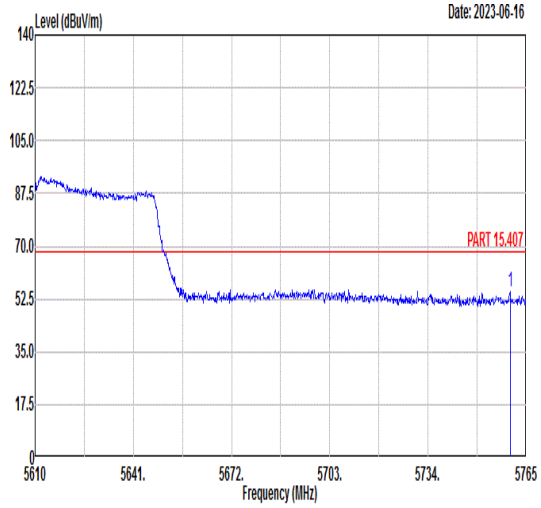 Freq Level Limit Line Margin Read Level Ant Factor Cable Loss Preamp Factor APos TPos Remark MHz dBuV/m dBuV/m dB dBuV dB/m dB dB cm deg 1 5759.89 54.93 68.30 -13.37 40.28 35.11 10.14 30.60 100 128 PEAK	Blank

Mode	29	
	Harmonic	
	U-NII-3_5.725-5.85_802.11a_CH149_5745MHz	
ANT	6	
Pol.	Horizontal	Vertical
Peak Avg	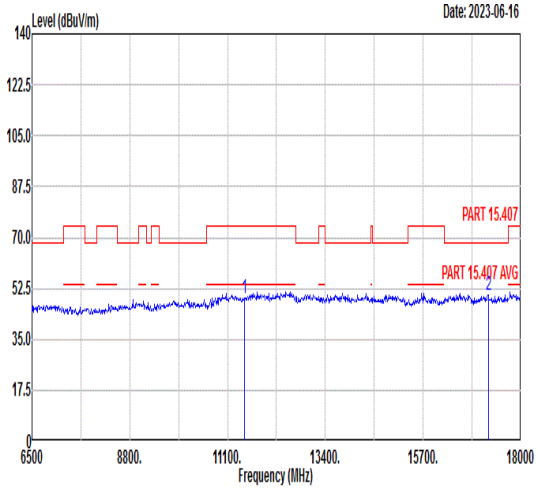 Freq Level Limit Line Margin Read Level Ant Factor Cable Loss Preamp Factor APos TPos Remark MHz dBuV/m dBuV/m dB dBuV dB/m dB dB cm deg 1 11490.00 49.11 74.00 -24.89 54.73 38.58 13.71 57.91 --- --- Peak 2 17235.00 50.02 68.30 -18.28 49.03 41.29 16.53 56.83 --- --- Peak	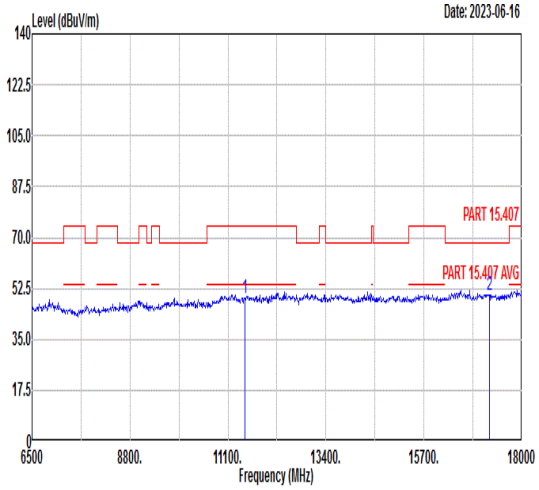 Freq Level Limit Line Margin Read Level Ant Factor Cable Loss Preamp Factor APos TPos Remark MHz dBuV/m dBuV/m dB dBuV dB/m dB dB cm deg 1 11490.00 49.39 74.00 -24.61 55.01 38.58 13.71 57.91 --- --- Peak 2 17235.00 50.10 68.30 -18.20 49.11 41.29 16.53 56.83 --- --- Peak

Mode	30	
	Harmonic	
	U-NII-3_5.725-5.85_802.11a_CH157_5785MHz	
ANT	6	
Pol.	Horizontal	Vertical
Peak Avg	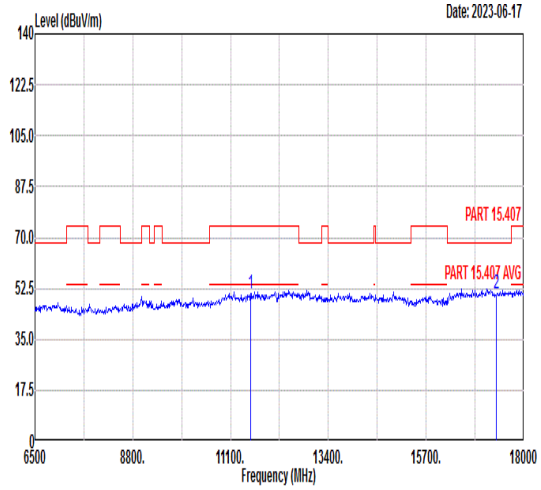 Freq Level Limit Line Margin Read Level Ant Factor Cable Loss Preamp Factor APos TPos Remark MHz dBuV/m dBuV/m dB dBuV dB/m dB dB cm deg 1 11570.00 50.49 74.00 -23.51 56.02 38.68 13.70 57.91 --- --- Peak 2 17355.00 50.48 68.30 -17.82 49.59 41.34 16.50 56.95 --- --- Peak	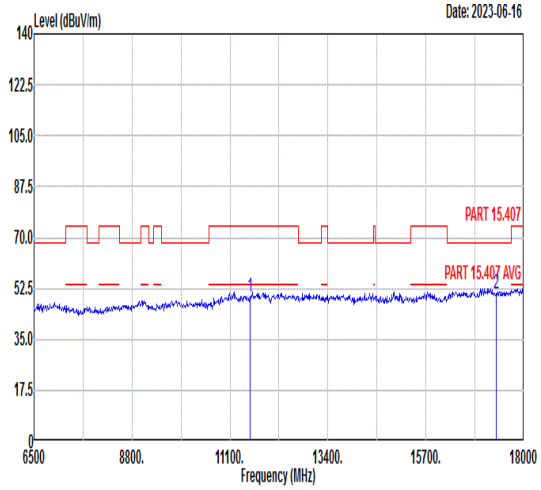 Freq Level Limit Line Margin Read Level Ant Factor Cable Loss Preamp Factor APos TPos Remark MHz dBuV/m dBuV/m dB dBuV dB/m dB dB cm deg 1 11570.00 49.74 74.00 -24.26 55.27 38.68 13.70 57.91 --- --- Peak 2 17355.00 50.72 68.30 -17.58 49.83 41.34 16.50 56.95 --- --- Peak

Mode	31	
	Harmonic	
	U-NII-3_5.725-5.85_802.11a_CH165_5825MHz	
ANT	6	
Pol.	Horizontal	Vertical
Peak Avg	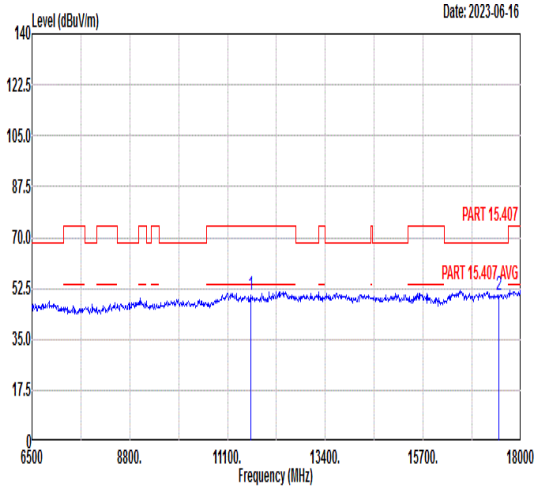 Freq Level Limit Line Margin Read Level Ant Factor Cable Loss Preamp Factor APos TPos Remark MHz dBuV/m dBuV/m dB dBuV dB/m dB dB cm deg 1 11650.00 50.01 74.00 -23.99 55.47 38.78 13.69 57.93 --- --- Peak 2 17475.00 50.34 68.30 -17.96 49.55 41.39 16.47 57.07 --- --- Peak	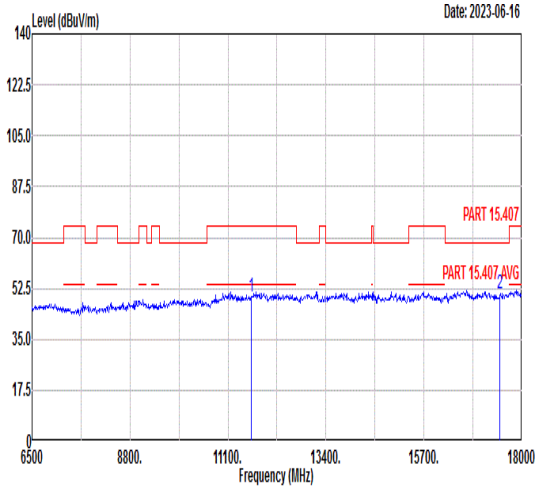 Freq Level Limit Line Margin Read Level Ant Factor Cable Loss Preamp Factor APos TPos Remark MHz dBuV/m dBuV/m dB dBuV dB/m dB dB cm deg 1 11650.00 49.78 74.00 -24.22 55.24 38.78 13.69 57.93 --- --- Peak 2 17475.00 50.95 68.30 -17.35 50.16 41.39 16.47 57.07 --- --- Peak

Mode	32	
	Band Edge	
	U-NII-3_5.725-5.85_802.11ac VHT20_CH149_5745MHz	
ANT	6	
Pol.	Horizontal	Fundamental
Peak	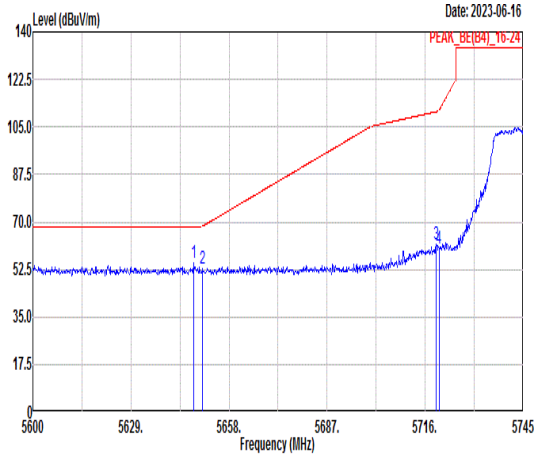 Freq Level Limit Line Margin Read Level Ant Factor Cable Loss Preamp Factor APos TPos Remark MHz dBuV/m dBuV/m dB dBuV dB/m dB dB cm deg 1 5647.56 54.91 68.30 -13.39 40.46 34.93 10.08 30.56 100 72 PEAK 2 5650.17 52.72 68.43 -15.71 38.26 34.94 10.08 30.56 100 72 PEAK 3 5719.34 62.01 110.61 -48.60 47.43 35.05 10.12 30.59 100 72 PEAK 4 5720.06 60.04 110.94 -50.90 45.46 35.05 10.12 30.59 100 72 PEAK	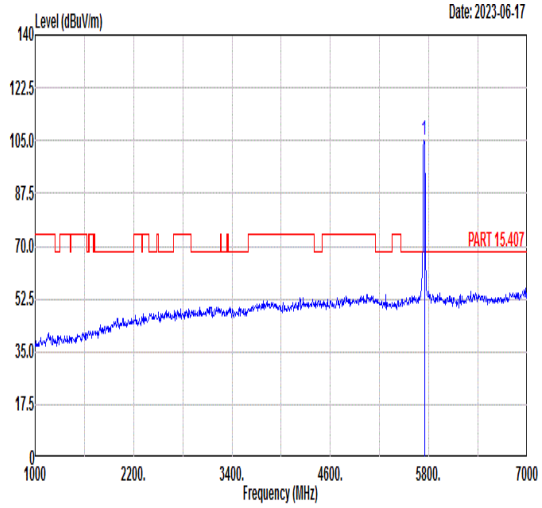 Freq Level Limit Line Margin Read Level Ant Factor Cable Loss Preamp Factor APos TPos Remark MHz dBuV/m dBuV/m dB dBuV dB/m dB dB cm deg 1 5745.00 104.88 ------ ------ 90.26 35.09 10.13 30.60 100 72 PEAK
Avg	Blank	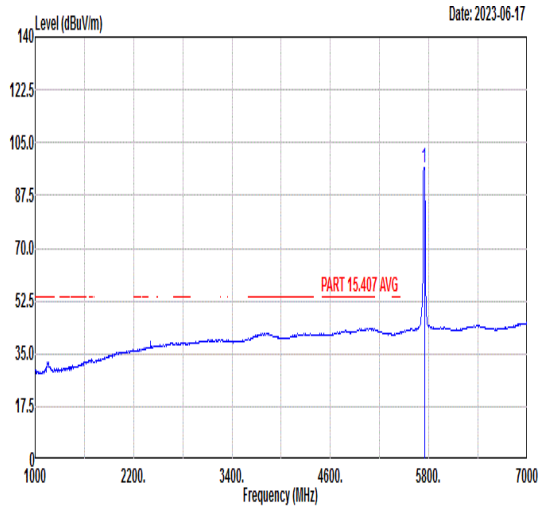 Freq Level Limit Line Margin Read Level Ant Factor Cable Loss Preamp Factor APos TPos Remark MHz dBuV/m dBuV/m dB dBuV dB/m dB dB cm deg 1 5745.00 96.93 ------ ------ 82.31 35.09 10.13 30.60 100 72 AVERAGE

Mode	32	
	Band Edge	
	U-NII-3_5.725-5.85_802.11ac VHT20_CH149_5745MHz	
ANT	6	
Pol.	Vertical	Fundamental
Peak	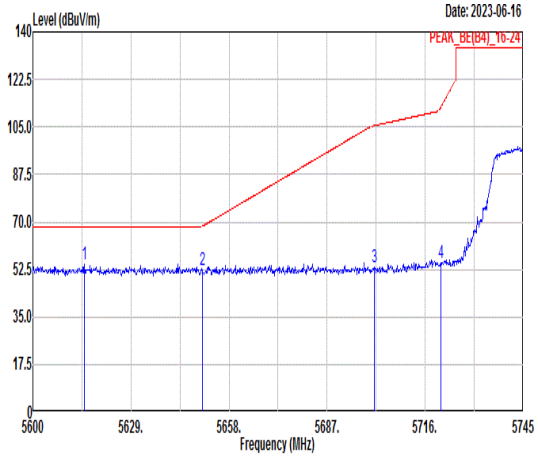 Freq Level Limit Line Margin Read Level Ant Factor Cable Loss Preamp Factor APos TPos Remark MHz dBuV/m dBuV/m dB dBuV dB/m dB dB cm deg 1 5615.23 54.63 68.30 -13.67 40.24 34.88 10.06 30.55 100 346 PEAK 2 5650.17 52.27 68.43 -16.16 37.81 34.94 10.08 30.56 100 346 PEAK 3 5701.07 53.33 105.50 -52.17 38.78 35.02 10.11 30.58 100 346 PEAK 4 5720.64 55.03 112.26 -57.23 40.45 35.05 10.12 30.59 100 346 PEAK	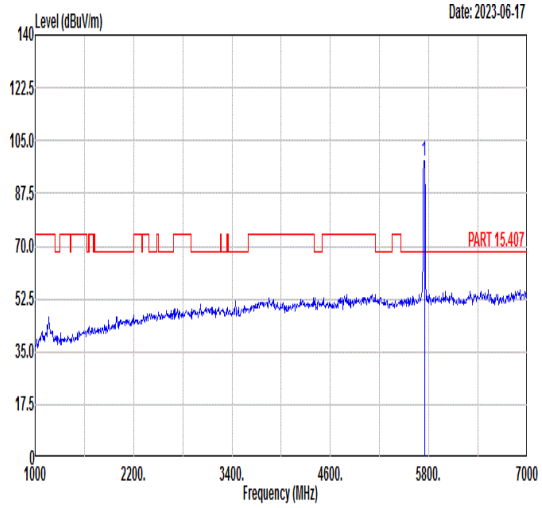 Freq Level Limit Line Margin Read Level Ant Factor Cable Loss Preamp Factor APos TPos Remark MHz dBuV/m dBuV/m dB dBuV dB/m dB dB cm deg 1 5745.00 98.17 ------ ------ 83.55 35.09 10.13 30.60 100 346 PEAK
Avg	Blank	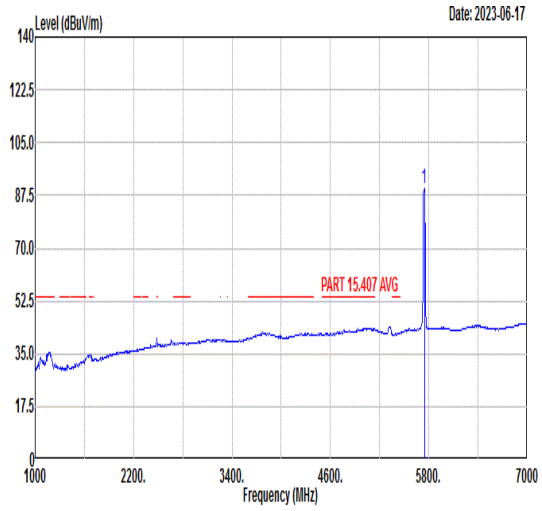 Freq Level Limit Line Margin Read Level Ant Factor Cable Loss Preamp Factor APos TPos Remark MHz dBuV/m dBuV/m dB dBuV dB/m dB dB cm deg 1 5745.00 90.07 ------ ------ 75.45 35.09 10.13 30.60 100 346 AVERAGE

Mode	32	
	Harmonic	
	U-NII-3_5.725-5.85_802.11ac VHT20_CH149_5745MHz	
ANT	6	
Pol.	Horizontal	Vertical
Peak Avg	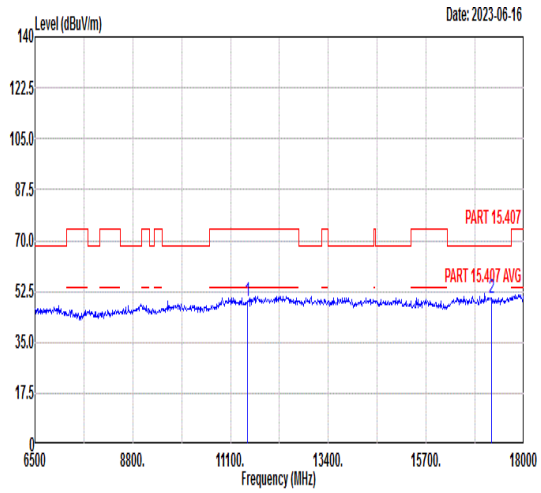 Freq Level Limit Line Margin Read Level Ant Factor Cable Loss Preamp Factor APos TPos Remark MHz dBuV/m dBuV/m dB dBuV dB/m dB dB cm deg 1 11490.00 49.30 74.00 -24.70 54.92 38.58 13.71 57.91 --- --- Peak 2 17235.00 50.03 68.30 -18.27 49.04 41.29 16.53 56.83 --- --- Peak	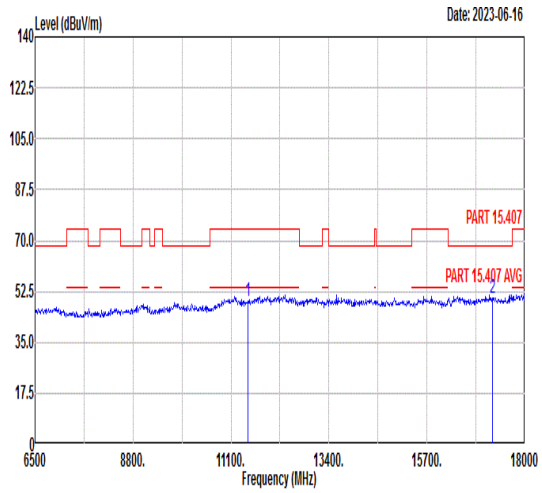 Freq Level Limit Line Margin Read Level Ant Factor Cable Loss Preamp Factor APos TPos Remark MHz dBuV/m dBuV/m dB dBuV dB/m dB dB cm deg 1 11490.00 49.30 74.00 -24.70 54.92 38.58 13.71 57.91 --- --- Peak 2 17235.00 50.29 68.30 -18.01 49.30 41.29 16.53 56.83 --- --- Peak

Mode	33	
	Harmonic	
	U-NII-3_5.725-5.85_802.11ac VHT20_CH157_5785MHz	
ANT	6	
Pol.	Horizontal	Vertical
Peak Avg	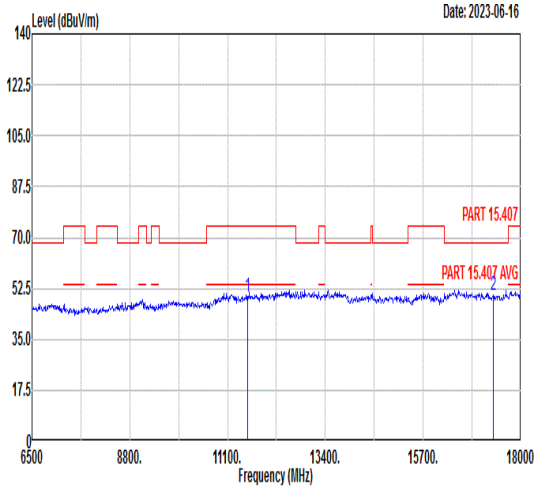 Freq Level Limit Line Margin Read Level Ant Factor Cable Loss Preamp Factor APos TPos Remark MHz dBuV/m dBuV/m dB dBuV dB/m dB dB cm deg 1 11570.00 49.57 74.00 -24.43 55.10 38.68 13.70 57.91 --- --- Peak 2 17355.00 50.23 68.30 -18.07 49.34 41.34 16.50 56.95 --- --- Peak	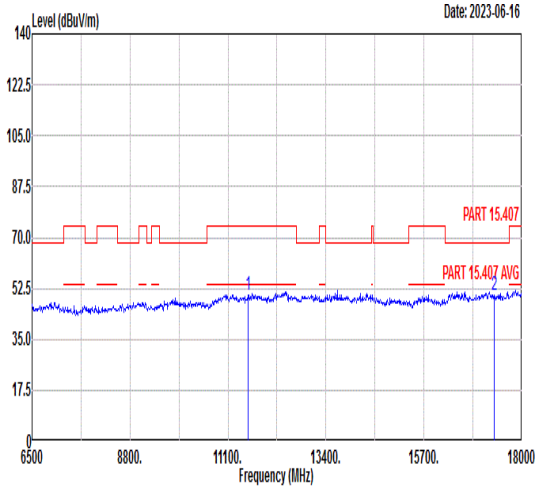 Freq Level Limit Line Margin Read Level Ant Factor Cable Loss Preamp Factor APos TPos Remark MHz dBuV/m dBuV/m dB dBuV dB/m dB dB cm deg 1 11570.00 50.27 74.00 -23.73 55.80 38.68 13.70 57.91 --- --- Peak 2 17355.00 50.39 68.30 -17.91 49.50 41.34 16.50 56.95 --- --- Peak

Mode	34	
	Band Edge	
	U-NII-3_5.725-5.85_802.11ac VHT20_CH165_5825MHz	
ANT	6	
Pol.	Horizontal	Fundamental
Peak	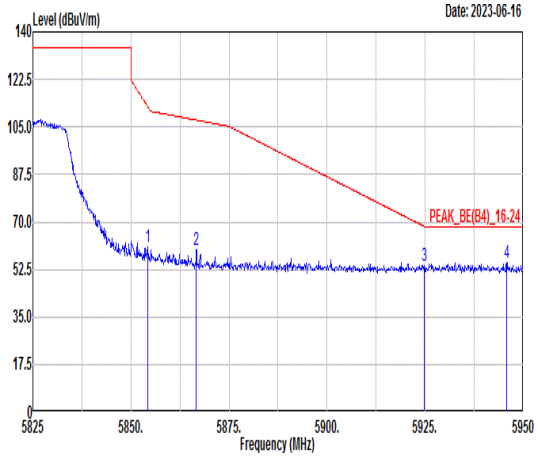 Freq Level Limit Line Margin Read Level Ant Factor Cable Loss Preamp Factor APos TPos Remark MHz dBuV/m dBuV/m dB dBuV dB/m dB dB cm deg 1 5854.38 61.00 112.22 -51.22 46.17 35.27 10.20 30.64 100 61 PEAK 2 5866.63 59.85 107.54 -47.69 44.99 35.29 10.21 30.64 100 61 PEAK 3 5924.75 54.10 68.38 -14.28 39.14 35.38 10.25 30.67 100 61 PEAK 4 5945.75 54.92 68.30 -13.38 39.91 35.42 10.26 30.67 100 61 PEAK	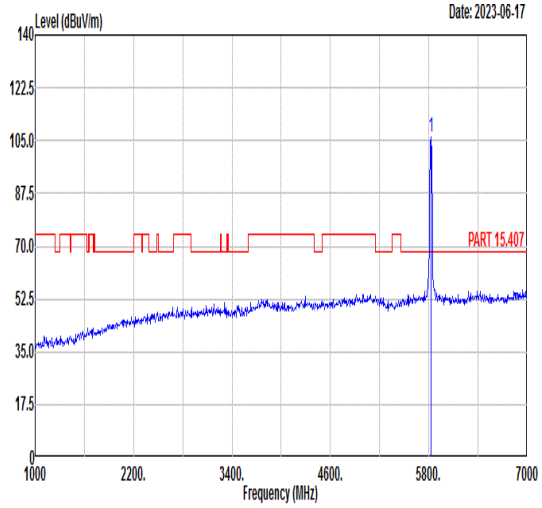 Freq Level Limit Line Margin Read Level Ant Factor Cable Loss Preamp Factor APos TPos Remark MHz dBuV/m dBuV/m dB dBuV dB/m dB dB cm deg 1 5825.00 106.43 ------ ------ 91.66 35.22 10.18 30.63 100 61 PEAK
Avg	Blank	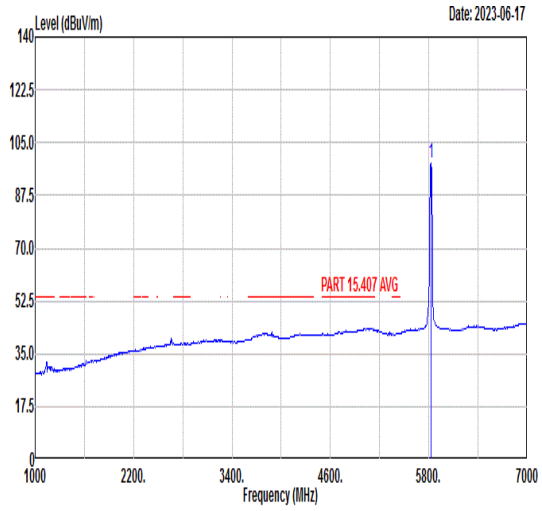 Freq Level Limit Line Margin Read Level Ant Factor Cable Loss Preamp Factor APos TPos Remark MHz dBuV/m dBuV/m dB dBuV dB/m dB dB cm deg 1 5825.00 98.13 ------ ------ 83.36 35.22 10.18 30.63 100 61 AVERAGE

Mode	34	
	Band Edge	
	U-NII-3_5.725-5.85_802.11ac VHT20_CH165_5825MHz	
ANT	6	
Pol.	Vertical	Fundamental
Peak	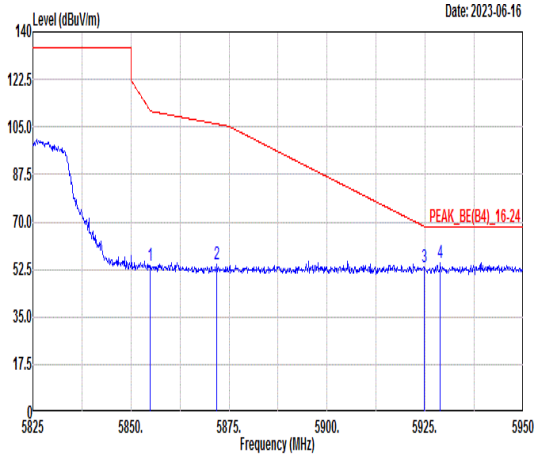 Freq Level Limit Line Margin Read Level Ant Factor Cable Loss Preamp Factor APos TPos Remark MHz dBuV/m dBuV/m dB dBuV dB/m dB dB cm deg 1 5854.88 53.99 111.08 -57.09 39.16 35.27 10.20 30.64 100 346 PEAK 2 5871.88 54.59 106.07 -51.48 39.73 35.30 10.21 30.65 100 346 PEAK 3 5924.75 53.41 68.38 -14.97 38.45 35.38 10.25 30.67 100 346 PEAK 4 5928.88 55.09 68.30 -13.21 40.12 35.39 10.25 30.67 100 346 PEAK	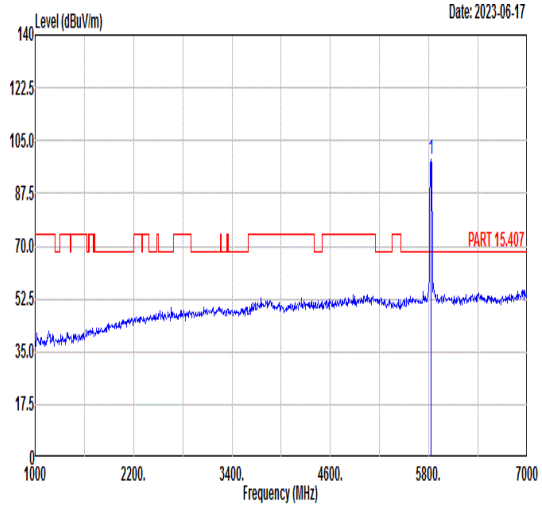 Freq Level Limit Line Margin Read Level Ant Factor Cable Loss Preamp Factor APos TPos Remark MHz dBuV/m dBuV/m dB dBuV dB/m dB dB cm deg 1 5825.00 98.77 ------ ------ 84.00 35.22 10.18 30.63 100 346 PEAK
Avg	Blank	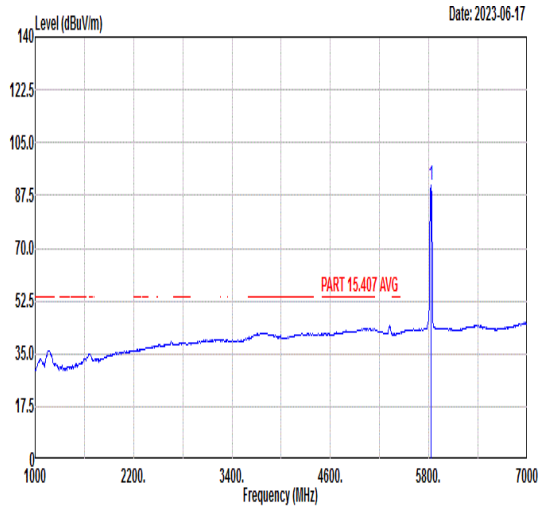 Freq Level Limit Line Margin Read Level Ant Factor Cable Loss Preamp Factor APos TPos Remark MHz dBuV/m dBuV/m dB dBuV dB/m dB dB cm deg 1 5825.00 90.81 ------ ------ 76.04 35.22 10.18 30.63 100 346 AVERAGE

Mode	34	
	Harmonic	
	U-NII-3_5.725-5.85_802.11ac VHT20_CH165_5825MHz	
ANT	6	
Pol.	Horizontal	Vertical
Peak Avg	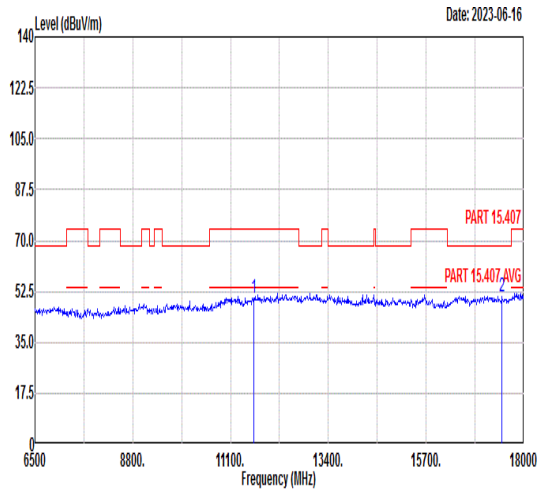 Freq Level Limit Line Margin Read Level Ant Factor Cable Loss Preamp Factor APos TPos Remark MHz dBuV/m dBuV/m dB dBuV dB/m dB dB cm deg 1 11650.00 50.39 74.00 -23.61 55.85 38.78 13.69 57.93 --- --- Peak 2 17475.00 50.89 68.30 -17.41 50.10 41.39 16.47 57.07 --- --- Peak	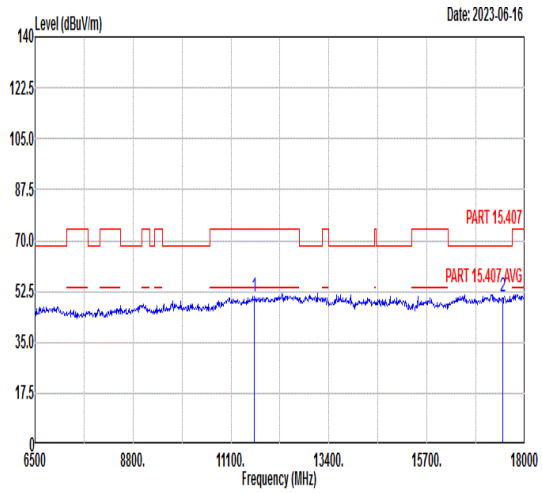 Freq Level Limit Line Margin Read Level Ant Factor Cable Loss Preamp Factor APos TPos Remark MHz dBuV/m dBuV/m dB dBuV dB/m dB dB cm deg 1 11650.00 50.81 74.00 -23.19 56.27 38.78 13.69 57.93 --- --- Peak 2 17475.00 50.48 68.30 -17.82 49.69 41.39 16.47 57.07 --- --- Peak

Mode	35
	Band Edge - L
	U-NII-3_5.725-5.85_802.11ac VHT40_CH151_5755MHz
ANT	6

Pol.	Horizontal	Fundamental
Peak	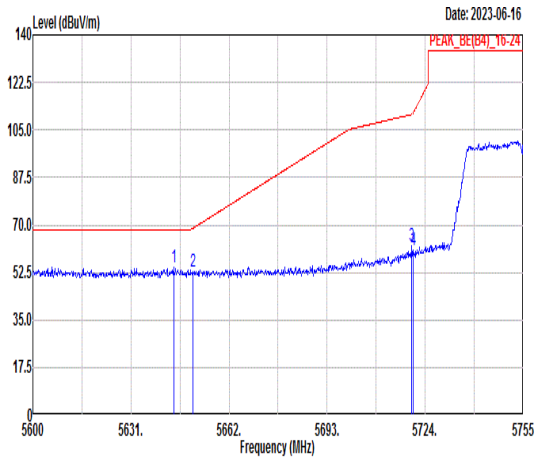 Freq Level Limit Line Margin Read Level Ant Factor Cable Loss Preamp Factor APos TPos Remark MHz dBuV/m dBuV/m dB dBuV dB/m dB dB cm deg 1 5644.49 54.40 68.30 -13.90 39.96 34.93 10.07 30.56 100 63 PEAK 2 5650.69 52.80 68.81 -16.01 38.34 34.94 10.08 30.56 100 63 PEAK 3 5719.82 62.29 110.75 -48.46 47.71 35.05 10.12 30.59 100 63 PEAK 4 5720.28 60.69 111.44 -50.75 46.11 35.05 10.12 30.59 100 63 PEAK	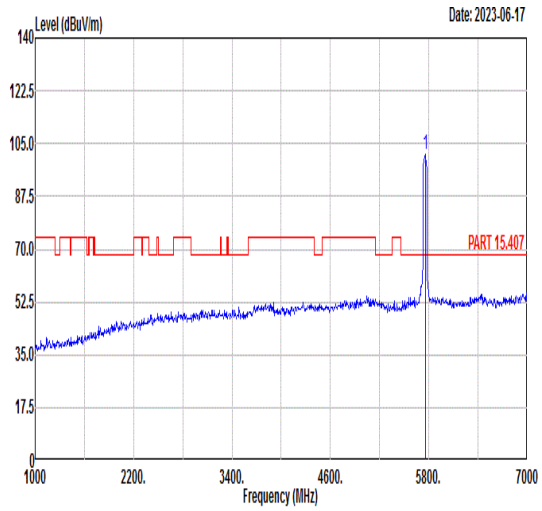 Freq Level Limit Line Margin Read Level Ant Factor Cable Loss Preamp Factor APos TPos Remark MHz dBuV/m dBuV/m dB dBuV dB/m dB dB cm deg 1 5755.00 101.63 ------ ------ 86.98 35.11 10.14 30.60 100 63 PEAK
Avg	Blank	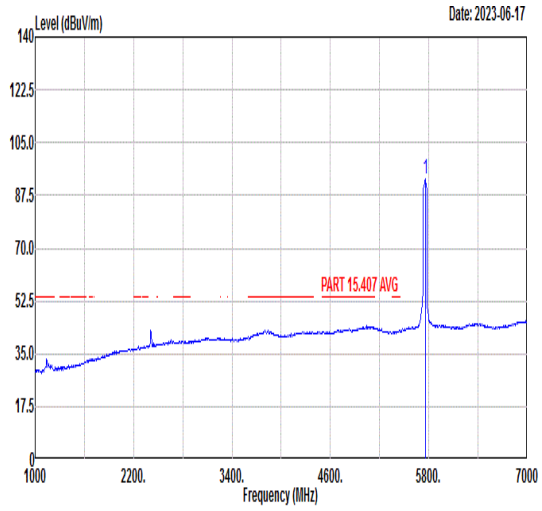 Freq Level Limit Line Margin Read Level Ant Factor Cable Loss Preamp Factor APos TPos Remark MHz dBuV/m dBuV/m dB dBuV dB/m dB dB cm deg 1 5755.00 92.88 ------ ------ 78.23 35.11 10.14 30.60 100 63 AVERAGE

Mode	35	
	Band Edge - R	
	U-NII-3_5.725-5.85_802.11ac VHT40_CH151_5755MHz	
ANT	6	
Pol.	Horizontal	Fundamental
Peak	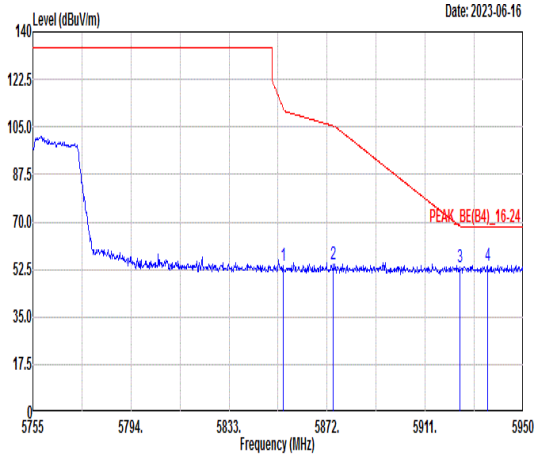 Freq Level Limit Line Margin Read Level Ant Factor Cable Loss Preamp Factor APos TPos Remark MHz dBuV/m dBuV/m dB dBuV dB/m dB dB cm deg 1 5854.45 54.01 112.05 -58.04 39.18 35.27 10.20 30.64 100 63 PEAK 2 5874.54 54.28 105.33 -51.05 39.42 35.30 10.21 30.65 100 63 PEAK 3 5924.85 53.29 68.31 -15.02 38.33 35.38 10.25 30.67 100 63 PEAK 4 5935.96 53.73 68.30 -14.57 38.75 35.40 10.25 30.67 100 63 PEAK	Blank

Mode	35
	Band Edge - L
	U-NII-3_5.725-5.85_802.11ac VHT40_CH151_5755MHz
ANT	6

Pol.	Vertical	Fundamental
Peak	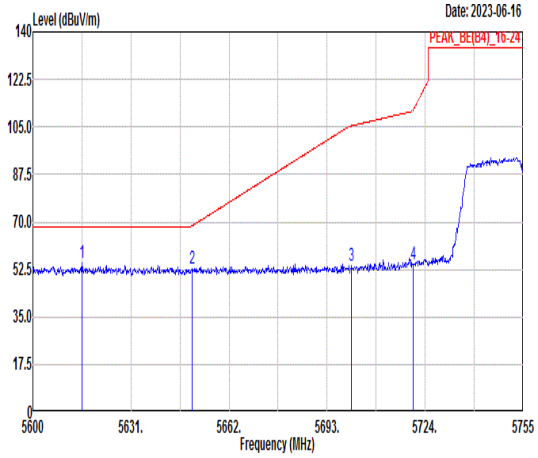 Freq Level Limit Line Margin Read Level Ant Factor Cable Loss Preamp Factor APos TPos Remark MHz dBuV/m dBuV/m dB dBuV dB/m dB dB cm deg 1 5615.50 54.81 68.30 -13.49 40.42 34.88 10.06 30.55 100 346 PEAK 2 5650.22 52.80 68.46 -15.66 38.34 34.94 10.08 30.56 100 346 PEAK 3 5700.75 53.62 105.41 -51.79 39.07 35.02 10.11 30.58 100 346 PEAK 4 5720.13 54.66 111.09 -56.43 40.08 35.05 10.12 30.59 100 346 PEAK	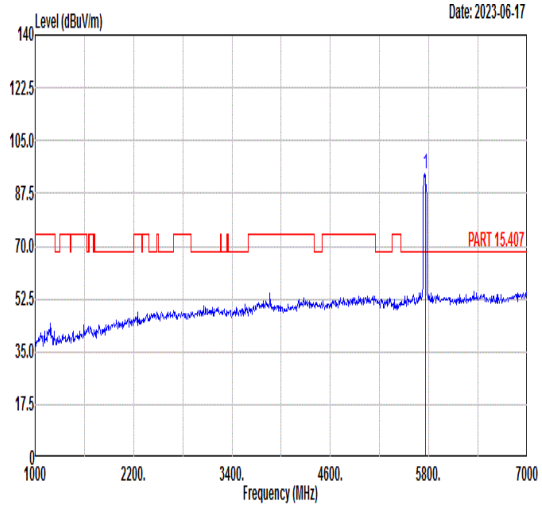 Freq Level Limit Line Margin Read Level Ant Factor Cable Loss Preamp Factor APos TPos Remark MHz dBuV/m dBuV/m dB dBuV dB/m dB dB cm deg 1 5755.00 94.24 ------ ------ 79.59 35.11 10.14 30.60 100 346 PEAK
Avg	Blank	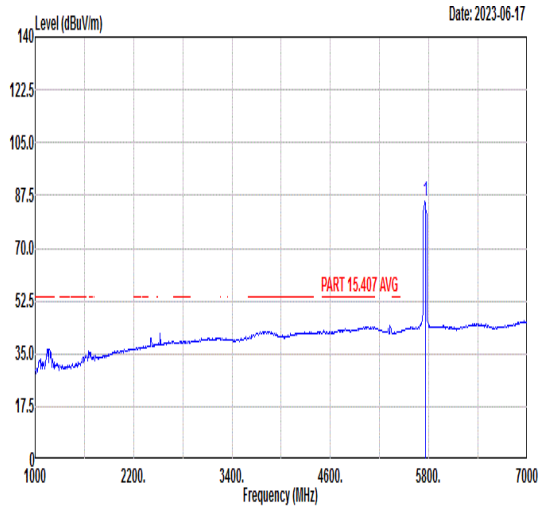 Freq Level Limit Line Margin Read Level Ant Factor Cable Loss Preamp Factor APos TPos Remark MHz dBuV/m dBuV/m dB dBuV dB/m dB dB cm deg 1 5755.00 85.53 ------ ------ 70.88 35.11 10.14 30.60 100 346 AVERAGE

Mode	35	
	Band Edge - R	
	U-NII-3_5.725-5.85_802.11ac VHT40_CH151_5755MHz	
ANT	6	
Pol.	Vertical	Fundamental
Peak	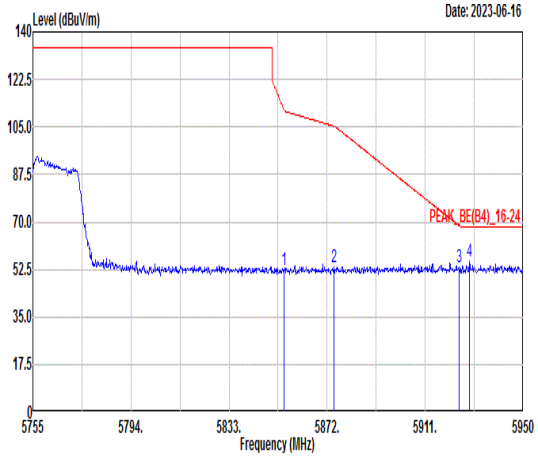 Freq Level Limit Line Margin Read Level Ant Factor Cable Loss Preamp Factor APos TPos Remark MHz dBuV/m dBuV/m dB dBuV dB/m dB dB cm deg 1 5854.84 52.46 111.17 -58.71 37.63 35.27 10.20 30.64 100 346 PEAK 2 5874.73 53.29 105.28 -51.99 38.43 35.30 10.21 30.65 100 346 PEAK 3 5924.46 53.11 68.60 -15.49 38.16 35.38 10.24 30.67 100 346 PEAK 4 5928.55 55.43 68.30 -12.87 40.46 35.39 10.25 30.67 100 346 PEAK	Blank

Mode	35	
	Harmonic	
	U-NII-3_5.725-5.85_802.11ac VHT40_CH151_5755MHz	
ANT	6	
Pol.	Horizontal	Vertical
Peak Avg	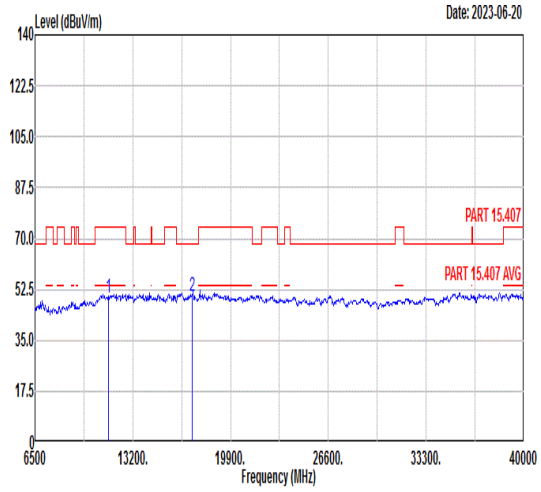 Freq Level Limit Line Margin Read Level Ant Factor Cable Loss Preamp Factor APos TPos Remark MHz dBuV/m dBuV/m dB dBuV dB/m dB dB cm deg 1 11510.00 49.62 74.00 -24.38 55.22 38.60 13.70 57.90 --- --- Peak 2 17265.00 50.03 68.30 -18.27 49.06 41.31 16.52 56.86 --- --- Peak	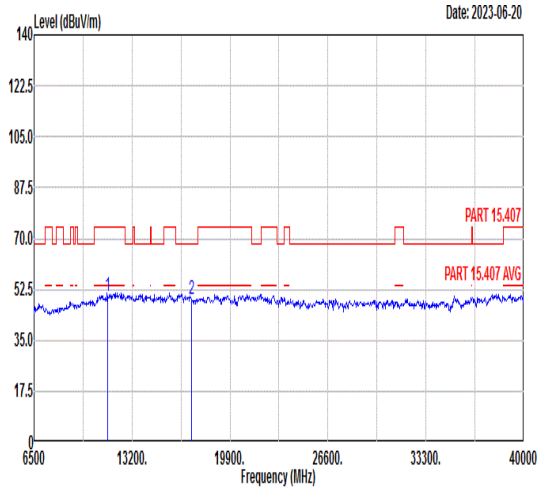 Freq Level Limit Line Margin Read Level Ant Factor Cable Loss Preamp Factor APos TPos Remark MHz dBuV/m dBuV/m dB dBuV dB/m dB dB cm deg 1 11510.00 50.20 74.00 -23.80 55.80 38.60 13.70 57.90 --- --- Peak 2 17265.00 49.39 68.30 -18.91 48.42 41.31 16.52 56.86 --- --- Peak

Mode	36	
	Band Edge - L	
	U-NII-3_5.725-5.85_802.11ac VHT40_CH159_5795MHz	
ANT	6	
Pol.	Horizontal	Fundamental
Peak	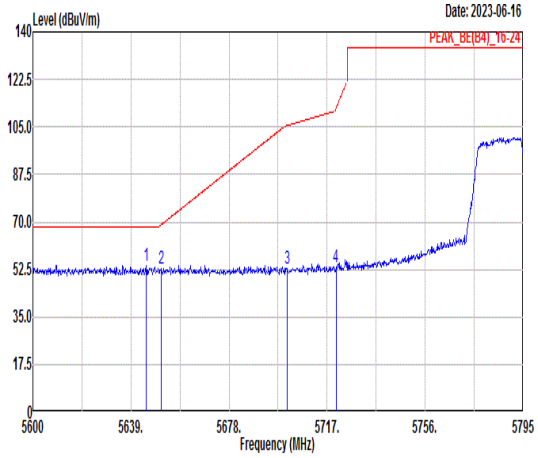 Freq Level Limit Line Margin Read Level Ant Factor Cable Loss Preamp Factor APos TPos Remark MHz dBuV/m dBuV/m dB dBuV dB/m dB dB cm deg 1 5645.05 54.06 68.30 -14.24 39.62 34.93 10.07 30.56 100 63 PEAK 2 5650.90 52.83 68.96 -16.13 38.37 34.94 10.08 30.56 100 63 PEAK 3 5701.01 53.01 105.48 -52.47 38.46 35.02 10.11 30.58 100 63 PEAK 4 5720.51 53.13 111.96 -58.83 38.55 35.05 10.12 30.59 100 63 PEAK	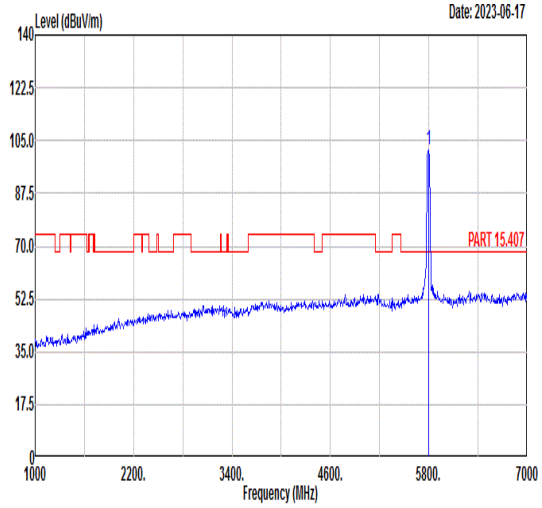 Freq Level Limit Line Margin Read Level Ant Factor Cable Loss Preamp Factor APos TPos Remark MHz dBuV/m dBuV/m dB dBuV dB/m dB dB cm deg 1 5795.00 101.93 ------ ------ 87.22 35.17 10.16 30.62 100 63 PEAK
Avg	Blank	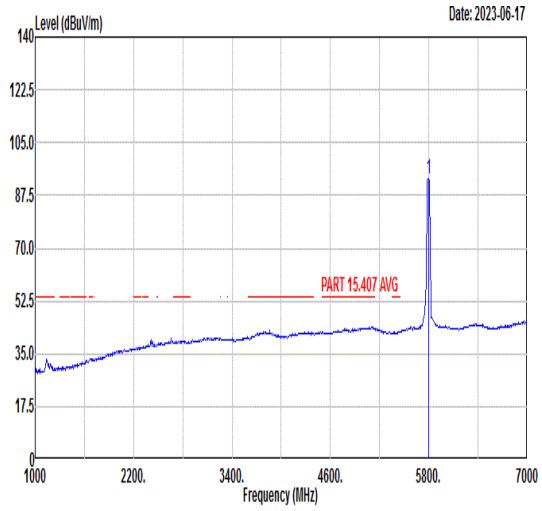 Freq Level Limit Line Margin Read Level Ant Factor Cable Loss Preamp Factor APos TPos Remark MHz dBuV/m dBuV/m dB dBuV dB/m dB dB cm deg 1 5795.00 93.04 ------ ------ 78.33 35.17 10.16 30.62 100 63 AVERAGE

Mode	36	
	Band Edge - R	
	U-NII-3_5.725-5.85_802.11ac VHT40_CH159_5795MHz	
ANT	6	
Pol.	Horizontal	Fundamental
Peak	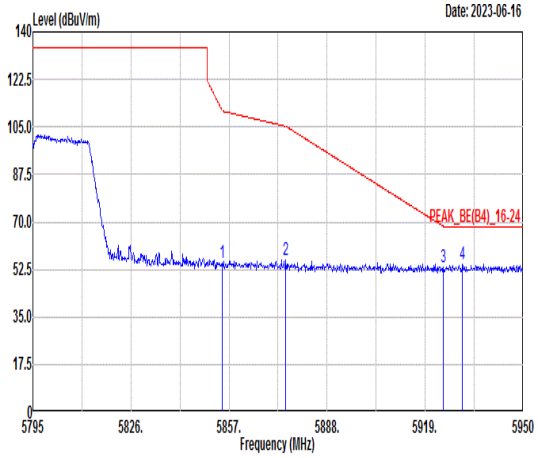 Freq Level Limit Line Margin Read Level Ant Factor Cable Loss Preamp Factor APos TPos Remark MHz dBuV/m dBuV/m dB dBuV dB/m dB dB cm deg 1 5854.83 54.92 111.19 -56.27 40.09 35.27 10.20 30.64 100 63 PEAK 2 5874.98 55.76 105.21 -49.45 40.90 35.30 10.21 30.65 100 63 PEAK 3 5924.74 53.27 68.40 -15.13 38.31 35.38 10.25 30.67 100 63 PEAK 4 5930.78 54.41 68.30 -13.89 39.44 35.39 10.25 30.67 100 63 PEAK	Blank

Mode	36	
	Band Edge - L	
	U-NII-3_5.725-5.85_802.11ac VHT40_CH159_5795MHz	
ANT	6	
Pol.	Vertical	Fundamental
Peak	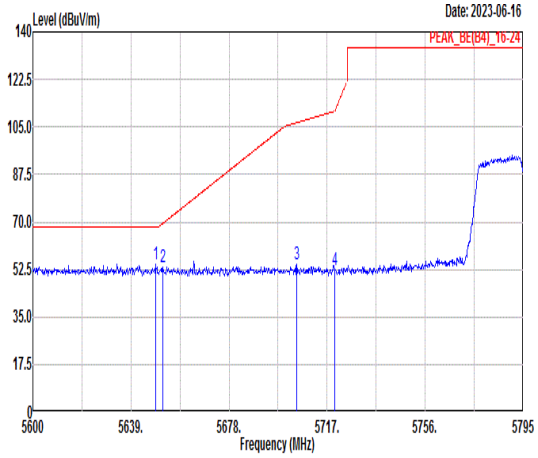 Freq Level Limit Line Margin Read Level Ant Factor Cable Loss Preamp Factor APos TPos Remark MHz dBuV/m dBuV/m dB dBuV dB/m dB dB cm deg 1 5648.75 54.27 68.30 -14.03 39.82 34.93 10.08 30.56 100 345 PEAK 2 5651.68 53.15 69.54 -16.39 38.69 34.94 10.08 30.56 100 345 PEAK 3 5704.91 54.28 106.58 -52.30 39.73 35.02 10.11 30.58 100 345 PEAK 4 5720.12 52.42 111.07 -58.65 37.84 35.05 10.12 30.59 100 345 PEAK	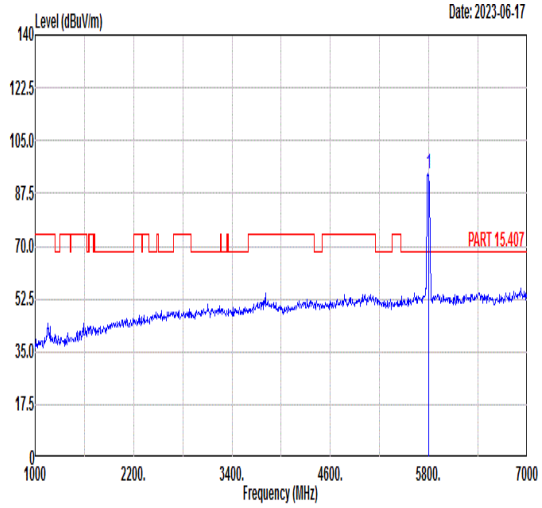 Freq Level Limit Line Margin Read Level Ant Factor Cable Loss Preamp Factor APos TPos Remark MHz dBuV/m dBuV/m dB dBuV dB/m dB dB cm deg 1 5795.00 93.96 ------ ------ 79.25 35.17 10.16 30.62 100 345 PEAK
Avg	Blank	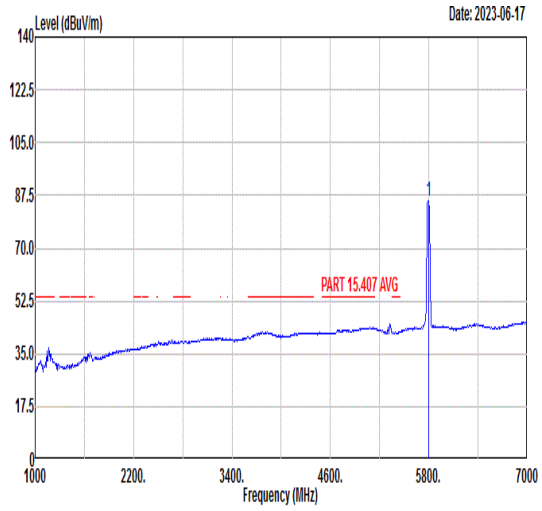 Freq Level Limit Line Margin Read Level Ant Factor Cable Loss Preamp Factor APos TPos Remark MHz dBuV/m dBuV/m dB dBuV dB/m dB dB cm deg 1 5795.00 85.64 ------ ------ 70.93 35.17 10.16 30.62 100 345 AVERAGE

Mode	36	
	Band Edge - R	
	U-NII-3_5.725-5.85_802.11ac VHT40_CH159_5795MHz	
ANT	6	
Pol.	Vertical	Fundamental
Peak	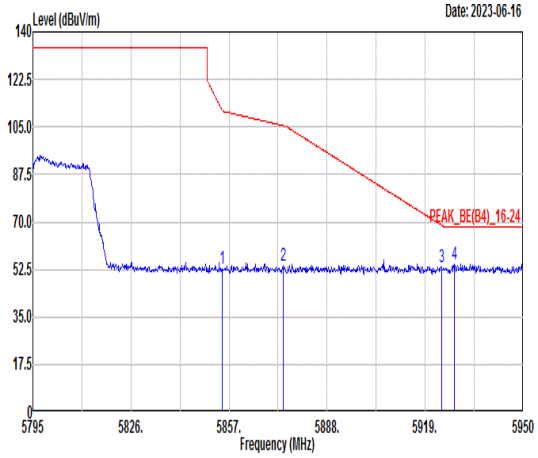 Freq Level Limit Line Margin Read Level Ant Factor Cable Loss Preamp Factor APos TPos Remark MHz dBuV/m dBuV/m dB dBuV dB/m dB dB cm deg 1 5854.83 53.00 111.19 -58.19 38.17 35.27 10.20 30.64 100 345 PEAK 2 5874.05 53.73 105.47 -51.74 38.87 35.30 10.21 30.65 100 345 PEAK 3 5924.12 53.35 68.85 -15.50 38.40 35.38 10.24 30.67 100 345 PEAK 4 5928.15 54.61 68.30 -13.69 39.64 35.39 10.25 30.67 100 345 PEAK	Blank

Mode	37
	Band Edge - L
	U-NII-3_5.725-5.85_802.11ac VHT80_CH155_5775MHz
ANT	6

Pol.	Horizontal	Fundamental
Peak	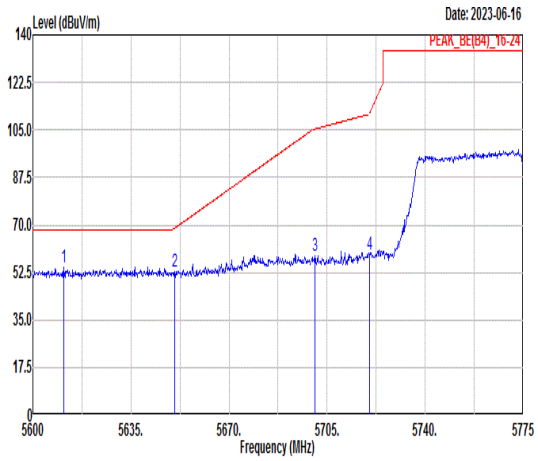 Freq Level Limit Line Margin Read Level Ant Factor Cable Loss Preamp Factor APos TPos Remark MHz dBuV/m dBuV/m dB dBuV dB/m dB dB cm deg 1 5611.03 54.38 68.30 -13.92 40.00 34.87 10.06 30.55 100 80 PEAK 2 5650.58 53.04 68.73 -15.69 38.58 34.94 10.08 30.56 100 80 PEAK 3 5700.63 58.86 105.38 -46.52 44.31 35.02 10.11 30.58 100 80 PEAK 4 5720.05 59.38 110.91 -51.53 44.80 35.05 10.12 30.59 100 80 PEAK	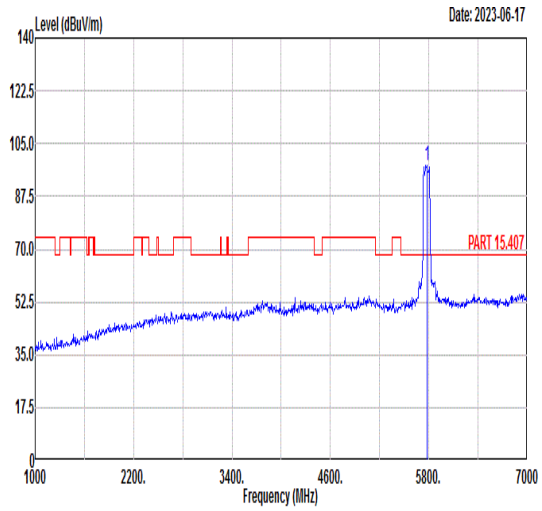 Freq Level Limit Line Margin Read Level Ant Factor Cable Loss Preamp Factor APos TPos Remark MHz dBuV/m dBuV/m dB dBuV dB/m dB dB cm deg 1 5775.00 97.99 ------ ------ 83.31 35.14 10.15 30.61 100 80 PEAK
Avg	Blank	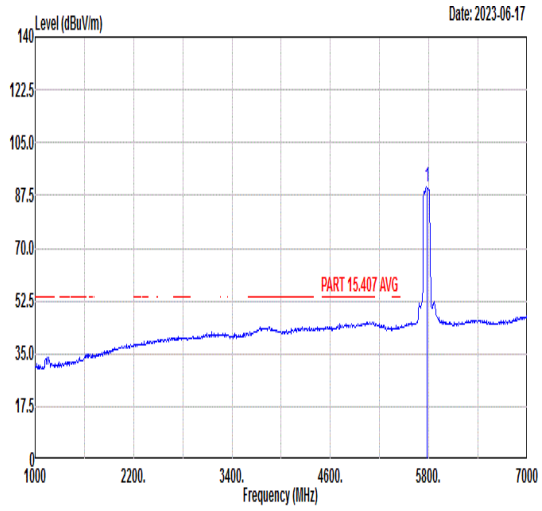 Freq Level Limit Line Margin Read Level Ant Factor Cable Loss Preamp Factor APos TPos Remark MHz dBuV/m dBuV/m dB dBuV dB/m dB dB cm deg 1 5775.00 90.44 ------ ------ 75.76 35.14 10.15 30.61 100 80 AVERAGE

Mode	37	
	Band Edge - R	
	U-NII-3_5.725-5.85_802.11ac VHT80_CH155_5775MHz	
ANT	6	
Pol.	Horizontal	Fundamental
Peak	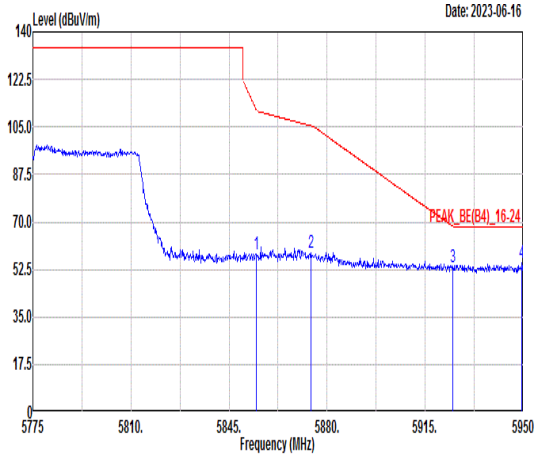 Freq Level Limit Line Margin Read Level Ant Factor Cable Loss Preamp Factor APos TPos Remark MHz dBuV/m dBuV/m dB dBuV dB/m dB dB cm deg 1 5854.80 57.98 111.26 -53.28 43.15 35.27 10.20 30.64 100 80 PEAK 2 5874.23 58.87 105.42 -46.55 44.01 35.30 10.21 30.65 100 80 PEAK 3 5924.80 53.54 68.35 -14.81 38.58 35.38 10.25 30.67 100 80 PEAK 4 5949.48 54.71 68.30 -13.59 39.71 35.42 10.26 30.68 100 80 PEAK	Blank

Mode	37
	Band Edge - L
	U-NII-3_5.725-5.85_802.11ac VHT80_CH155_5775MHz
ANT	6

Pol.	Vertical	Fundamental
Peak	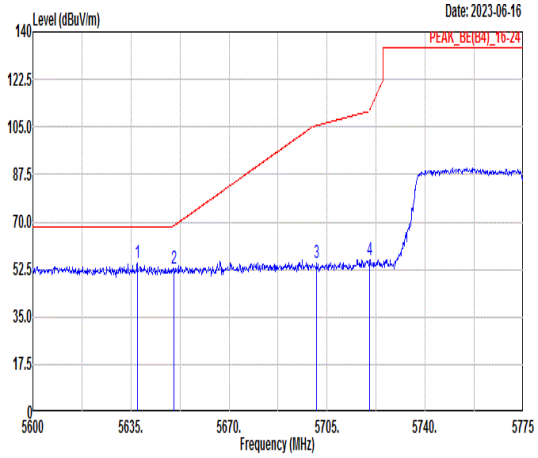 Freq Level Limit Line Margin Read Level Ant Factor Cable Loss Preamp Factor APos TPos Remark MHz dBuV/m dBuV/m dB dBuV dB/m dB dB cm deg 1 5637.28 54.78 68.30 -13.52 40.36 34.91 10.07 30.56 100 346 PEAK 2 5650.40 52.99 68.60 -15.61 38.53 34.94 10.08 30.56 100 346 PEAK 3 5701.33 54.80 105.57 -50.77 40.25 35.02 10.11 30.58 100 346 PEAK 4 5720.23 56.24 111.31 -55.07 41.66 35.05 10.12 30.59 100 346 PEAK	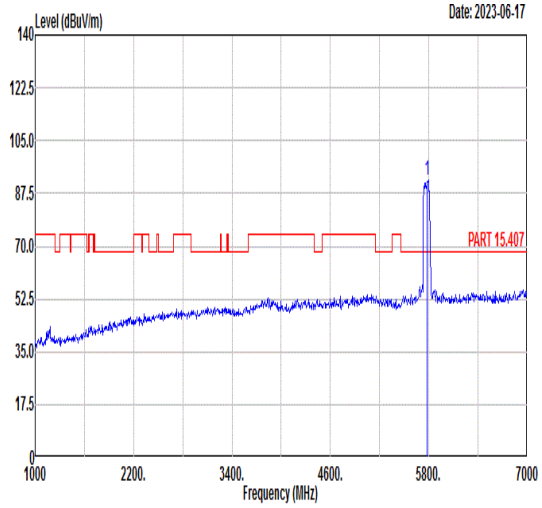 Freq Level Limit Line Margin Read Level Ant Factor Cable Loss Preamp Factor APos TPos Remark MHz dBuV/m dBuV/m dB dBuV dB/m dB dB cm deg 1 5775.00 91.86 ------ ------ 77.18 35.14 10.15 30.61 100 346 PEAK
Avg	Blank	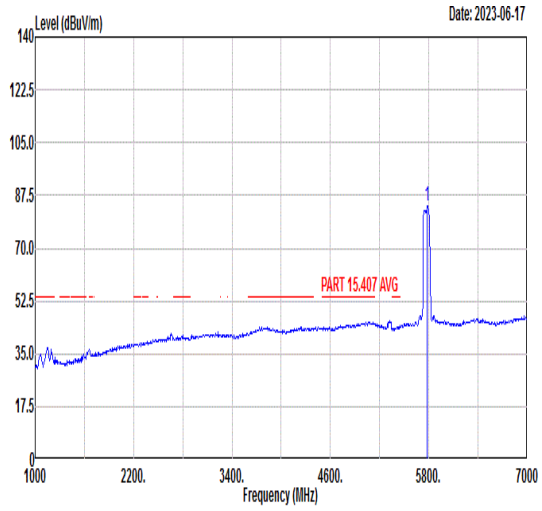 Freq Level Limit Line Margin Read Level Ant Factor Cable Loss Preamp Factor APos TPos Remark MHz dBuV/m dBuV/m dB dBuV dB/m dB dB cm deg 1 5775.00 83.97 ------ ------ 69.29 35.14 10.15 30.61 100 346 AVERAGE

Mode	37	
	Band Edge - R	
	U-NII-3_5.725-5.85_802.11ac VHT80_CH155_5775MHz	
ANT	6	
Pol.	Vertical	Fundamental
Peak	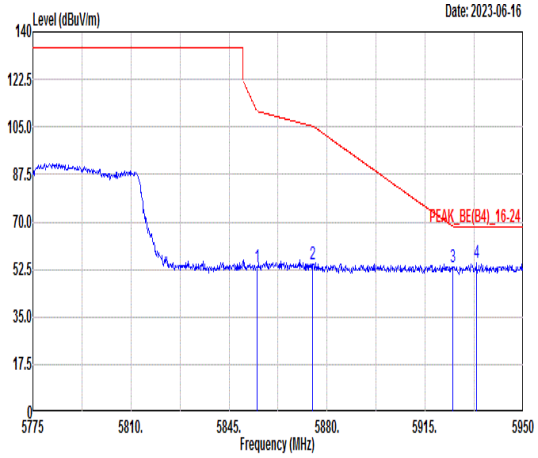 Freq Level Limit Line Margin Read Level Ant Factor Cable Loss Preamp Factor APos TPos Remark MHz dBuV/m dBuV/m dB dBuV dB/m dB dB cm deg 1 5854.98 53.34 110.86 -57.52 38.51 35.27 10.20 30.64 100 346 PEAK 2 5874.93 54.51 105.22 -50.71 39.65 35.30 10.21 30.65 100 346 PEAK 3 5924.98 53.10 68.22 -15.12 38.14 35.38 10.25 30.67 100 346 PEAK 4 5933.20 54.71 68.30 -13.59 39.74 35.39 10.25 30.67 100 346 PEAK	Blank

Mode	42	
	LF	
	U-NII-2C_5.47-5.725_802.11ac VHT80_CH106_5530MHz	
ANT	6	
Pol.	Horizontal	Vertical
Peak	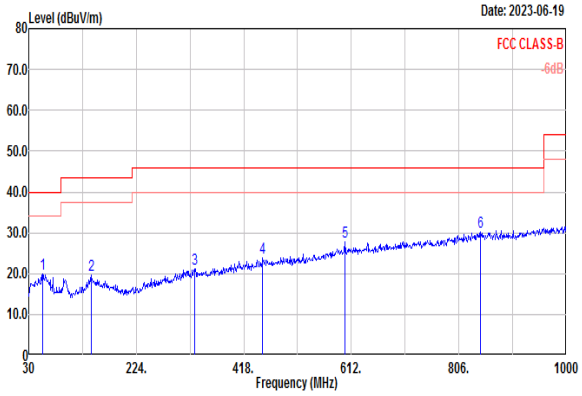	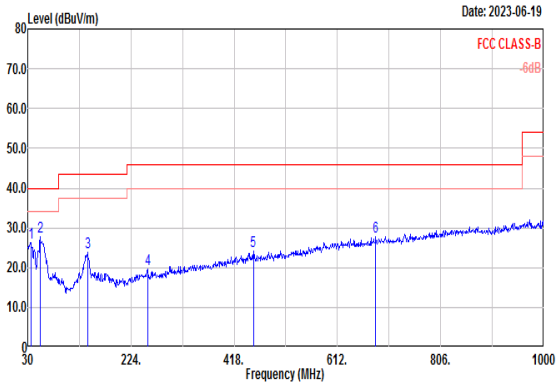

	Freq	Level	Limit Line	Margin	Read Level	Ant Factor	Cable Loss	Preamp Factor	APos	TPos	Remark
	MHz	dBuV/m	dBuV/m	dB	dBuV	dB/m	dB	dB	cm	deg	
1	55.22	19.88	40.00	-20.12	30.52	20.10	0.86	31.60	---	---	Peak
2	142.52	19.70	43.50	-23.80	30.37	19.24	1.52	31.43	---	---	Peak
3	329.73	21.15	46.00	-24.85	29.44	20.58	2.47	31.34	---	---	Peak
4	451.95	23.95	46.00	-22.05	29.36	23.18	2.89	31.48	---	---	Peak
5	600.36	27.72	46.00	-18.28	30.05	25.78	3.49	31.60	---	---	Peak
6	844.80	30.22	46.00	-15.78	28.99	28.58	4.04	31.39	---	---	Peak

	Freq	Level	Limit Line	Margin	Read Level	Ant Factor	Cable Loss	Preamp Factor	APos	TPos	Remark
	MHz	dBuV/m	dBuV/m	dB	dBuV	dB/m	dB	dB	cm	deg	
1	35.82	26.27	40.00	-13.73	37.91	19.27	0.59	31.50	---	---	Peak
2	53.28	27.75	40.00	-12.25	38.32	20.18	0.84	31.59	---	---	Peak
3	142.52	23.85	43.50	-19.65	34.52	19.24	1.52	31.43	---	---	Peak
4	255.04	19.55	46.00	-26.45	30.72	18.34	2.16	31.67	---	---	Peak
5	453.89	24.19	46.00	-21.81	29.54	23.22	2.90	31.47	---	---	Peak
6	683.78	27.67	46.00	-18.33	28.90	26.70	3.67	31.60	---	---	Peak

Mode	43	
	LF	
	U-NII-3_5.725-5.85_802.11ac VHT40_CH151_5755MHz	
ANT	6	
Pol.	Horizontal	Vertical
Peak	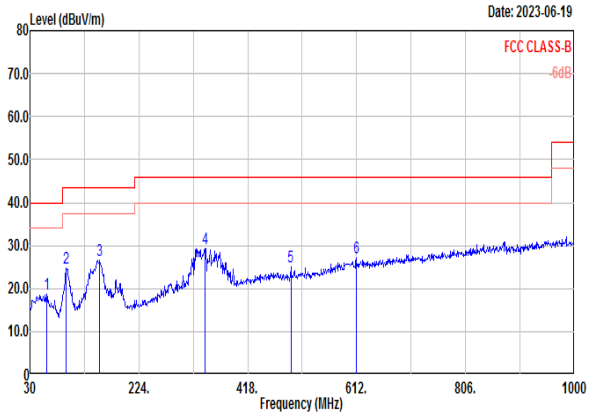	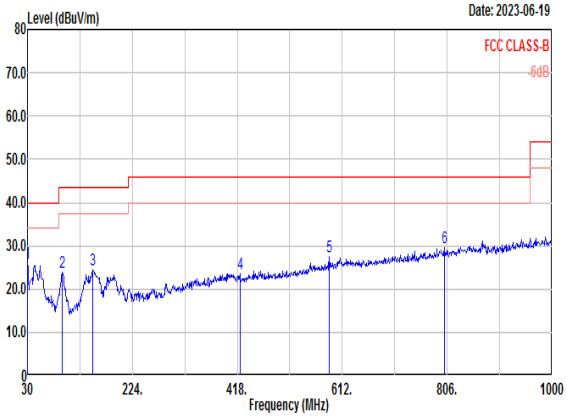

	Freq	Level	Limit Line	Margin	Read Level	Ant Factor	Cable Loss	Preamp Factor	APos	TPos	Remark
	MHz	dBuV/m	dBuV/m	dB	dBuV	dB/m	dB	dB	cm	deg	
1	59.10	18.59	40.00	-21.41	29.63	19.65	0.91	31.60	---	---	Peak
2	94.99	24.69	43.50	-18.81	41.11	14.00	1.17	31.59	---	---	Peak
3	154.16	26.72	43.50	-16.78	37.25	19.29	1.57	31.39	---	---	Peak
4	341.37	29.38	46.00	-16.62	37.42	20.78	2.50	31.32	---	---	Peak
5	494.63	25.02	46.00	-20.98	29.53	23.73	2.99	31.23	---	---	Peak
6	611.03	27.04	46.00	-18.96	29.17	25.92	3.51	31.56	---	---	Peak

	Freq	Level	Limit Line	Margin	Read Level	Ant Factor	Cable Loss	Preamp Factor	APos	TPos	Remark
	MHz	dBuV/m	dBuV/m	dB	dBuV	dB/m	dB	dB	cm	deg	
1	30.00	25.84	40.00	-14.16	37.79	18.85	0.50	31.30	---	---	Peak
2	94.02	23.73	43.50	-19.77	40.17	13.98	1.16	31.58	---	---	Peak
3	151.25	24.38	43.50	-19.12	34.92	19.30	1.56	31.40	---	---	Peak
4	422.85	23.54	46.00	-22.46	29.69	22.53	2.77	31.45	---	---	Peak
5	587.75	27.44	46.00	-18.56	29.96	25.57	3.44	31.53	---	---	Peak
6	801.15	29.57	46.00	-16.43	28.68	28.24	3.95	31.30	---	---	Peak

Co-location

WIFI 802. 11ac_VHT80_Ch106+LTE Band 13 Link (Band Edge @ 3m)

WIFI	UNII 2C 5470-5725MHzMHz Band Edge @ 3m	
ANT	11ac_VHT80_Ch106+LTE Band 13 Link	
6	Horizontal	Fundamental
Peak	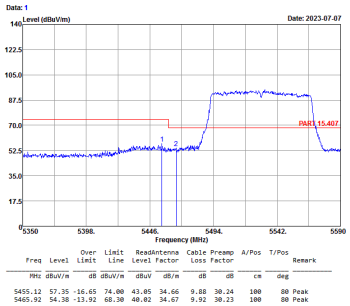	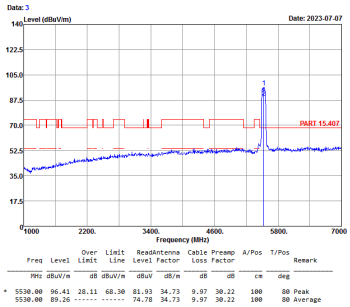
Avg.	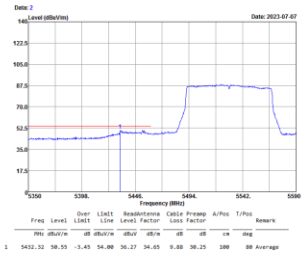	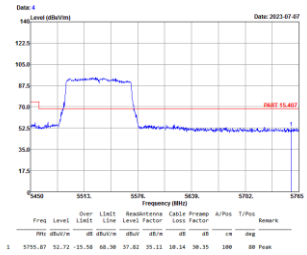

WIFI	UNII 2C 5470-5725MHzMHz Band Edge @ 3m	
ANT	11ac_VHT80_Ch106+LTE Band 13 Link	
6	Vertical	Fundamental
Peak	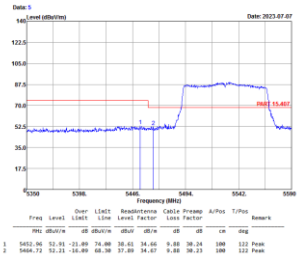	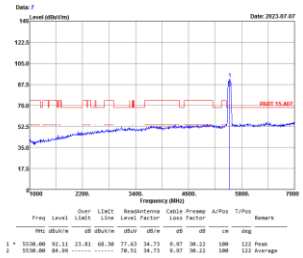
Avg.	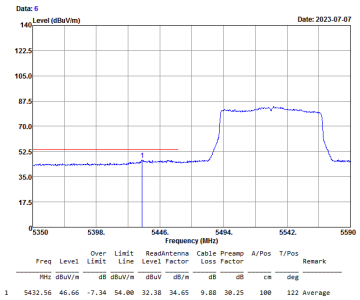	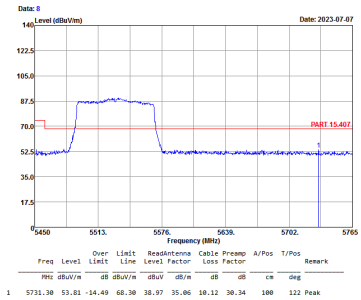

11ac_VHT80_Ch106+LTE Band 13 Link (Harmonic @ 3m)

WIFI	UNII 2C 5470-5725MHzMHz Harmonic @ 3m	
ANT	11ac_VHT80_Ch106+LTE Band 13 Link	
6	Horizontal	Vertical
Peak Avg.	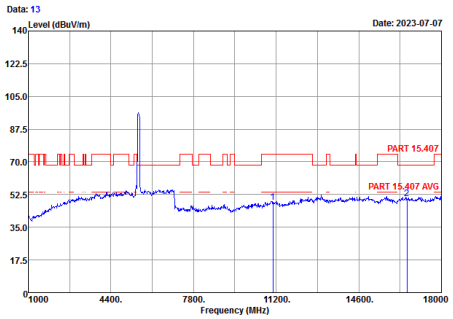 Freq Level Over Limit Limit Line ReadAntenna Level Factor Cable Loss Preamp Factor A/Pos T/Pos Remark MHz dBuV/m dB dBuV/m dBuV dB/m dB dB cm deg 1 11060.00 48.32 -25.68 74.00 55.50 38.17 13.75 59.10 --- --- Peak 2 16590.00 50.39 -17.91 68.30 52.86 41.00 16.21 59.68 --- --- Peak	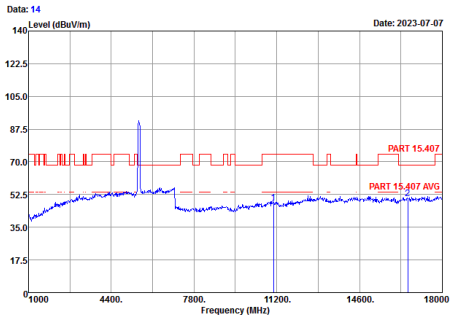 Freq Level Over Limit Limit Line ReadAntenna Level Factor Cable Loss Preamp Factor A/Pos T/Pos Remark MHz dBuV/m dB dBuV/m dBuV dB/m dB dB cm deg 1 11060.00 48.14 -25.86 74.00 55.32 38.17 13.75 59.10 --- --- Peak 2 16590.00 50.21 -18.09 68.30 52.68 41.00 16.21 59.68 --- --- Peak

Straddle Channel

UNII-2C - Straddle Channel

WIFI 802.11ac VHT20 (Band Edge @ 3m)

WIFI	UNII-2C Straddle Channel Band Edge @ 3m	
ANT	802.11ac VHT20 CH144 5720MHz - L	
6	Horizontal	Fundamental
Peak	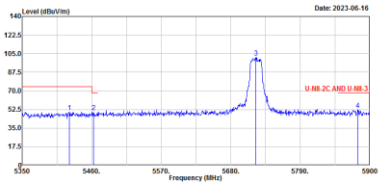 Freq Level Limit Line Margin Read Level Ant Factor Cable Loss Preamp Factor APos TPos Remark MHz dBuV/m dBuV/m dB dBuV dB/m dB dB cm deg 1 5424.25 50.11 74.00 -23.89 36.11 34.64 9.86 30.50 100 65 Peak 2 5462.75 50.05 68.30 -18.25 35.98 34.67 9.90 30.50 100 65 Peak 3 5720.00 101.33 ------ ------ 86.75 35.05 10.12 30.59 100 65 Peak 4 5880.75 52.34 68.30 -15.96 37.46 35.31 10.22 30.65 100 65 Peak	Left blank
Avg.	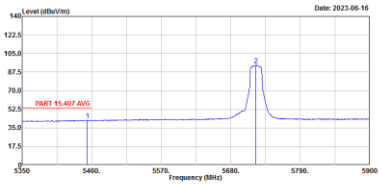 Freq Level Limit Line Margin Read Level Ant Factor Cable Loss Preamp Factor APos TPos Remark MHz dBuV/m dBuV/m dB dBuV dB/m dB dB cm deg 1 5452.85 42.13 54.00 -11.87 28.08 34.66 9.89 30.50 100 65 Average 2 5720.00 94.17 ------ ------ 79.59 35.05 10.12 30.59 100 65 Average	Left blank

WIFI	UNII-2C Straddle Channel Band Edge @ 3m	
ANT	802.11ac VHT20 CH144 5720MHz - L	
6	Vertical	Fundamental
Peak	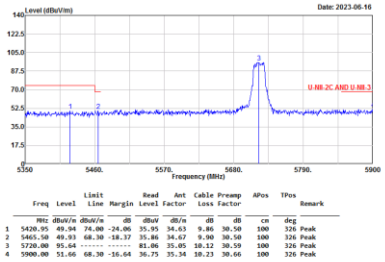 Freq Level Limit Line Margin Read Level Ant Factor Cable Loss Preamp Factor APos TPos Remark MHz dBuV/m dBuV/m dB dBuV dB/m dB dB cm deg 1 5420.95 49.94 74.00 -24.06 35.95 34.63 9.86 30.50 100 326 Peak 2 5465.50 49.93 68.30 -18.37 35.86 34.67 9.90 30.50 100 326 Peak 3 5720.00 95.64 ------ ------ 81.06 35.05 10.12 30.59 100 326 Peak 4 5900.00 51.66 68.30 -16.64 36.75 35.34 10.23 30.66 100 326 Peak	Left blank
Avg.	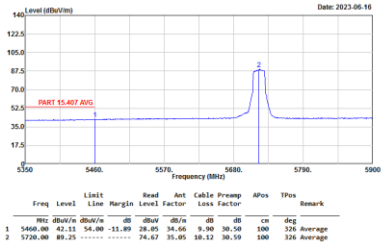 Freq Level Limit Line Margin Read Level Ant Factor Cable Loss Preamp Factor APos TPos Remark MHz dBuV/m dBuV/m dB dBuV dB/m dB dB cm deg 1 5460.00 42.11 54.00 -11.89 28.05 34.66 9.90 30.50 100 326 Average 2 5720.00 89.25 ------ ------ 74.67 35.05 10.12 30.59 100 326 Average	Left blank

UNII-2C – Straddle Channel
WIFI 802.11ac VHT 40 (Band Edge @ 3m)

WIFI	UNII-2C Straddle Channel Band Edge @ 3m	
ANT	802.11ac VHT 40 CH142 5710MHz - L	
6	Horizontal	Fundamental
Peak	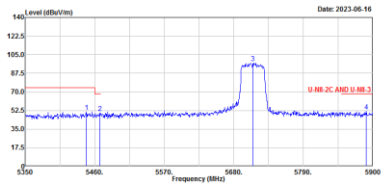 Freq Level Limit Line Margin Read Level Ant Factor Cable Loss Preamp Factor APos TPos Remark MHz dBuV/m dBuV/m dB dBuV dB/m dB dB cm deg 1 5446.80 51.49 74.00 -22.51 37.46 34.65 9.88 30.50 100 81 Peak 2 5468.25 50.18 68.30 -18.12 36.10 34.67 9.91 30.50 100 81 Peak 3 5710.00 97.21 ------ ------ 82.65 35.03 10.11 30.58 100 81 Peak 4 5889.00 52.02 68.30 -16.28 37.13 35.32 10.22 30.65 100 81 Peak	
Avg.	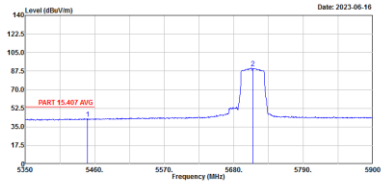 Freq Level Limit Line Margin Read Level Ant Factor Cable Loss Preamp Factor APos TPos Remark MHz dBuV/m dBuV/m dB dBuV dB/m dB dB cm deg 1 5449.00 42.56 54.00 -11.44 28.51 34.66 9.89 30.50 100 81 Average 2 5710.00 90.15 ------ ------ 75.59 35.03 10.11 30.58 100 81 Average	Left blank

WIFI	UNII-2C Straddle Channel Band Edge @ 3m	
ANT	802.11ac VHT 40CH142 5710MHz - L	
6	Vertical	Fundamental
Peak	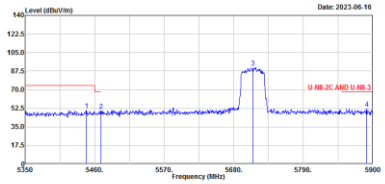 Freq Level Limit Line Margin Read Level Ant Factor Cable Loss Preamp Factor APos TPos Remark MHz dBuV/m dBuV/m dB dBuV dB/m dB dB cm deg 1 5446.80 50.58 74.00 -23.42 36.55 34.65 9.88 30.50 100 348 Peak 2 5460.00 50.88 68.30 -18.22 36.00 34.67 9.91 30.50 100 348 Peak 3 5710.00 90.96 ------ ------ 76.40 35.03 10.11 30.58 100 348 Peak 4 5890.10 52.06 68.30 -16.24 37.17 35.32 10.22 30.65 100 348 Peak	Left blank
Avg.	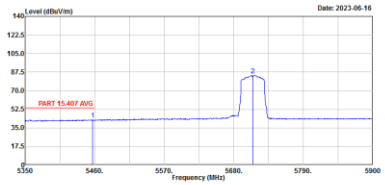 Freq Level Limit Line Margin Read Level Ant Factor Cable Loss Preamp Factor APos TPos Remark MHz dBuV/m dBuV/m dB dBuV dB/m dB dB cm deg 1 5456.70 42.85 54.00 -11.15 28.80 34.66 9.89 30.50 100 348 Average 2 5710.00 84.56 ------ ------ 70.00 35.03 10.11 30.58 100 348 Average	Left blank

UNII-2C – Straddle Channel

WIFI 802.11ac VHT 80 (Band Edge @ 3m)

WIFI	UNII-2C Straddle Channel Band Edge @ 3m	
ANT	802.11ac VHT80 CH138 5690MHz - L	
6	Horizontal	Fundamental
Peak	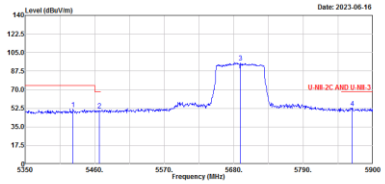 Limit Read Ant Cable Preamp APos TPos Freq Level Line Margin Level Factor Loss Factor Remark MHz dBuV/m dBuV/m dB dBuV dB/m dB dB cm deg 1 5425.90 51.75 74.00 -22.25 37.75 34.64 9.86 30.50 100 69 Peak 2 5467.70 50.53 68.30 -17.77 36.45 34.67 9.91 30.50 100 69 Peak 3 5690.00 95.86 ------ ------ 81.34 35.00 10.10 30.58 100 69 Peak 4 5867.55 52.71 68.30 -15.59 37.85 35.29 10.21 30.64 100 69 Peak	Left blank
Avg.	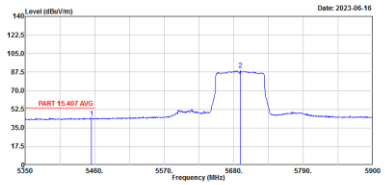 Limit Read Ant Cable Preamp APos TPos Freq Level Line Margin Level Factor Loss Factor Remark MHz dBuV/m dBuV/m dB dBuV dB/m dB dB cm deg 1 5454.50 44.51 54.00 -9.49 30.46 34.66 9.89 30.50 100 69 Average 2 5690.00 89.87 ------ ------ 75.35 35.00 10.10 30.58 100 69 Average	Left blank

WIFI	UNII-2C Straddle Channel Band Edge @ 3m	
ANT	802.11ac VHT80 CH138 5690MHz - L	
6	Vertical	Fundamental
Peak	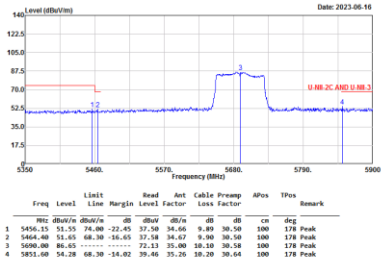 Limit Read Ant Cable Preamp APos TPos Freq Level Line Margin Level Factor Loss Factor Remark MHz dBuV/m dBuV/m dB dBuV dB/m dB dB cm deg 1 5456.15 51.55 74.00 -22.45 37.50 34.66 9.89 30.50 100 178 Peak 2 5464.40 51.65 68.30 -16.65 37.58 34.67 9.90 30.50 100 178 Peak 3 5690.00 86.65 ------ ------ 72.13 35.00 10.10 30.58 100 178 Peak 4 5851.60 54.28 68.30 -14.02 39.46 35.26 10.20 30.64 100 178 Peak	Left blank
Avg.	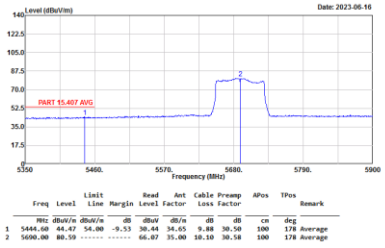 Limit Read Ant Cable Preamp APos TPos Freq Level Line Margin Level Factor Loss Factor Remark MHz dBuV/m dBuV/m dB dBuV dB/m dB dB cm deg 1 5444.60 44.47 54.00 -9.53 30.44 34.65 9.88 30.50 100 178 Average 2 5690.00 80.59 ------ ------ 66.07 35.00 10.10 30.58 100 178 Average	Left blank

UNII-2C - Straddle Channel

WIFI 802.11a (Harmonic @ 3m)

WIFI	UNII-2C Straddle Channel Harmonic @ 3m	
ANT	802.11a CH144 5720MHz	
6	Horizontal	Vertical
Peak Avg.	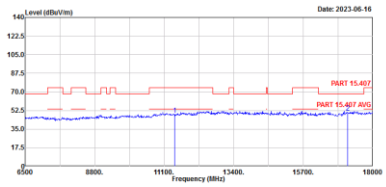 Freq Level Limit Line Margin Read Level Ant Factor Cable Loss Preamp Factor APos TPos Remark MHz dBuV/m dBuV/m dB dBuV dB/m dB dB cm deg 1 11440.00 48.86 74.00 -25.14 54.55 38.54 13.71 57.94 --- --- Peak 2 17160.00 50.93 68.30 -17.37 49.87 41.27 16.55 56.76 --- --- Peak	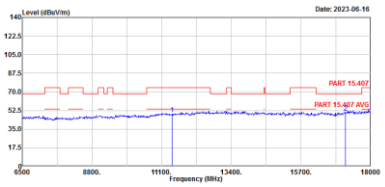 Freq Level Limit Line Margin Read Level Ant Factor Cable Loss Preamp Factor APos TPos Remark MHz dBuV/m dBuV/m dB dBuV dB/m dB dB cm deg 1 11440.00 49.35 74.00 -24.65 55.04 38.54 13.71 57.94 --- --- Peak 2 17160.00 50.71 68.30 -17.59 49.65 41.27 16.55 56.76 --- --- Peak

UNII-2C – Straddle Channel

WIFI 802.11ac VHT20 (Harmonic @ 3m)

WIFI	UNII-2C Straddle Channel Harmonic @ 3m	
ANT	802.11ac VHT20 CH144 5720MHz	
6	Horizontal	Vertical
Peak Avg.	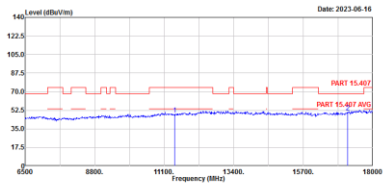 Freq Level Limit Line Margin Read Level Ant Factor Cable Loss Preamp Factor APos TPos Remark MHz dBuV/m dBuV/m dB dBuV dB/n dB dB cm deg 1 11440.00 48.64 74.00 -25.36 54.33 38.54 13.71 57.94 --- --- Peak 2 17160.00 50.70 68.30 -17.60 49.64 41.27 16.55 56.76 --- --- Peak	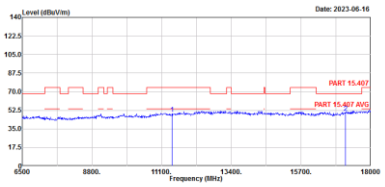 Freq Level Limit Line Margin Read Level Ant Factor Cable Loss Preamp Factor APos TPos Remark MHz dBuV/m dBuV/m dB dBuV dB/n dB dB cm deg 1 11440.00 49.27 74.00 -24.73 54.96 38.54 13.71 57.94 --- --- Peak 2 17160.00 50.10 68.30 -18.20 49.04 41.27 16.55 56.76 --- --- Peak

Appendix D. Duty Cycle Plots

Antenna	Band	Duty Cycle(%)	T(ms)	1/T(kHz)	VBW Setting
6	802.11a	97.46	1.391	0.719	1KHz
6	802.11ac VHT20	97.31	1.312	0.762	1KHz
6	802.11ac VHT40	94.74	0.652	1.533	3KHz
6	802.11ac VHT80	89.60	0.325	3.080	10KHZ

802.11a

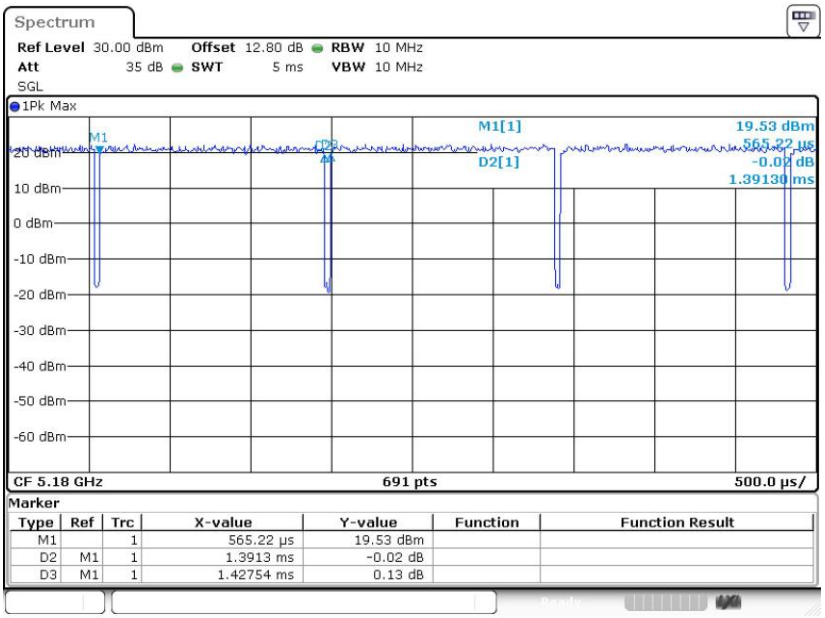

Date: 12.JUN.2023 20:21:12

802.11ac VHT20

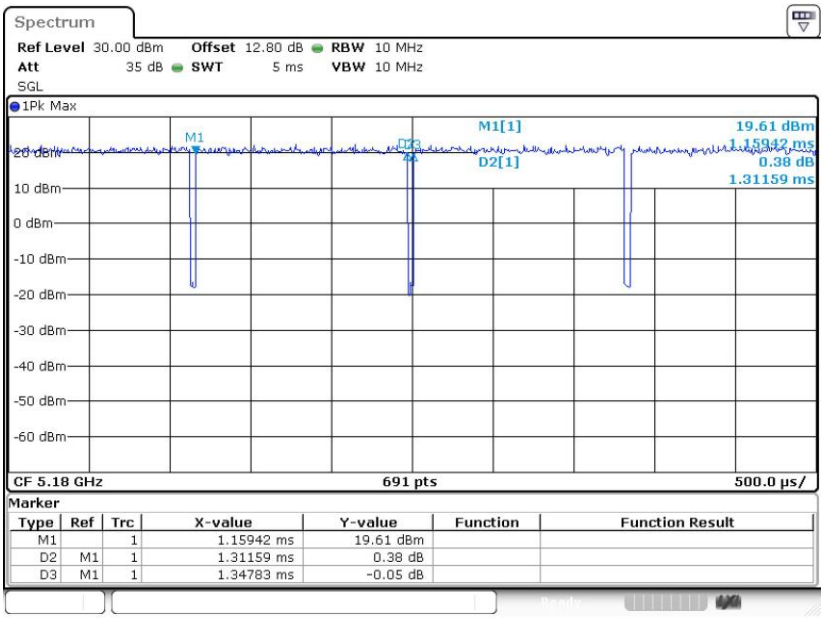

Date: 12.JUN.2023 21:15:17

802.11ac VHT40

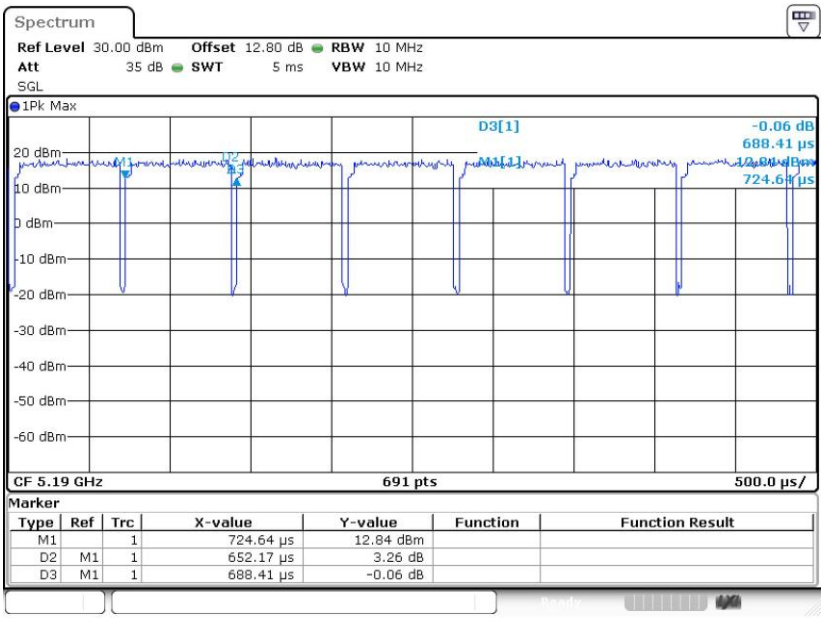

Date: 12.JUN.2023 21:07:32

802.11ac VHT80

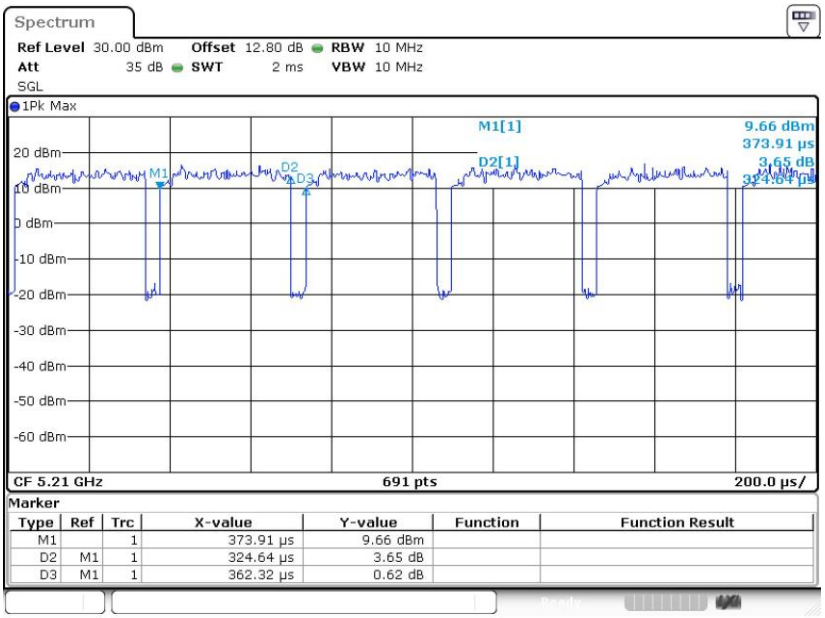

Date: 12.JUN.2023 21:17:17