



APPENDIX F: DUT ANTENNA DIAGRAM & SAR TEST SETUP PHOTOGRAPHS

FCC ID ZNFQ720PS		SAR EVALUATION REPORT		Approved by: Quality Manager
Test Dates: 04/21/19 - 05/15/19	DUT Type: Portable Handset	APPENDIX F: Page 1 of 12		

Note: Exact antenna dimensions and separation distances are shown in the Technical Descriptions in the FCC Filing.

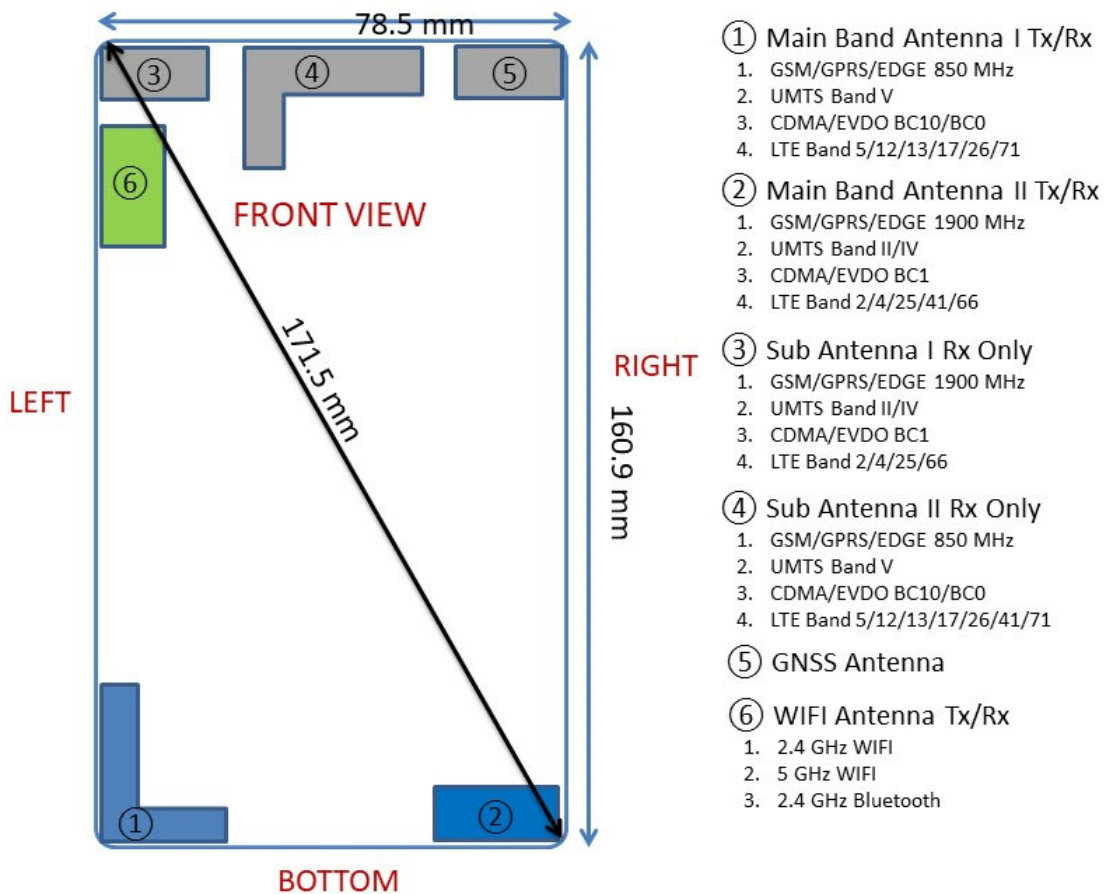



Figure F-1
DUT Antenna Locations



FCC ID ZNFQ720PS		SAR EVALUATION REPORT		Approved by: Quality Manager
Test Dates: 04/21/19 - 05/15/19	DUT Type: Portable Handset			APPENDIX F: Page 2 of 12




SAR Test Setup Photo 1 – Right Cheek




SAR Test Setup Photo 2 – Right Tilt



FCC ID ZNFQ720PS		SAR EVALUATION REPORT		Approved by: Quality Manager
Test Dates: 04/21/19 - 05/15/19	DUT Type: Portable Handset			APPENDIX F: Page 3 of 12




SAR Test Setup Photo 3 – Left Cheek



SAR Test Setup Photo 4 – Left Tilt



FCC ID ZNFQ720PS		SAR EVALUATION REPORT		Approved by: Quality Manager
Test Dates: 04/21/19 - 05/15/19	DUT Type: Portable Handset			APPENDIX F: Page 4 of 12



SAR Test Setup Photo 5 – Back Side at 1.0 cm




SAR Test Setup Photo 6 – Back Side at 0.1 cm



FCC ID ZNFQ720PS		SAR EVALUATION REPORT		Approved by: Quality Manager
Test Dates: 04/21/19 - 05/15/19	DUT Type: Portable Handset			APPENDIX F: Page 5 of 12




SAR Test Setup Photo 7 – Back Side at 0.0 cm




SAR Test Setup Photo 8 – Front Side at 1.0 cm



FCC ID ZNFQ720PS		SAR EVALUATION REPORT		Approved by: Quality Manager
Test Dates: 04/21/19 - 05/15/19	DUT Type: Portable Handset	APPENDIX F: Page 6 of 12		



SAR Test Setup Photo 9 – Front Side at 0.1 cm




SAR Test Setup Photo 10 – Front Side at 0.0 cm



FCC ID ZNFQ720PS		SAR EVALUATION REPORT		Approved by: Quality Manager
Test Dates: 04/21/19 - 05/15/19	DUT Type: Portable Handset			APPENDIX F: Page 7 of 12



SAR Test Setup Photo 11 – Top Edge at 1.0 cm




SAR Test Setup Photo 12 – Top Edge at 0.0 cm



FCC ID ZNFQ720PS		SAR EVALUATION REPORT		Approved by: Quality Manager
Test Dates: 04/21/19 - 05/15/19	DUT Type: Portable Handset			APPENDIX F: Page 8 of 12




SAR Test Setup Photo 13 – Bottom Edge at 1.0 cm




SAR Test Setup Photo 14 – Bottom Edge at 0.3 cm



FCC ID ZNFQ720PS		SAR EVALUATION REPORT		Approved by: Quality Manager
Test Dates: 04/21/19 - 05/15/19	DUT Type: Portable Handset			APPENDIX F: Page 9 of 12




SAR Test Setup Photo 15 – Bottom Edge at 0.0 cm




SAR Test Setup Photo 16 – Right Edge at 1.0 cm



FCC ID ZNFQ720PS		SAR EVALUATION REPORT		Approved by: Quality Manager
Test Dates: 04/21/19 - 05/15/19	DUT Type: Portable Handset			APPENDIX F: Page 10 of 12




SAR Test Setup Photo 17 – Right Edge at 0.0 cm

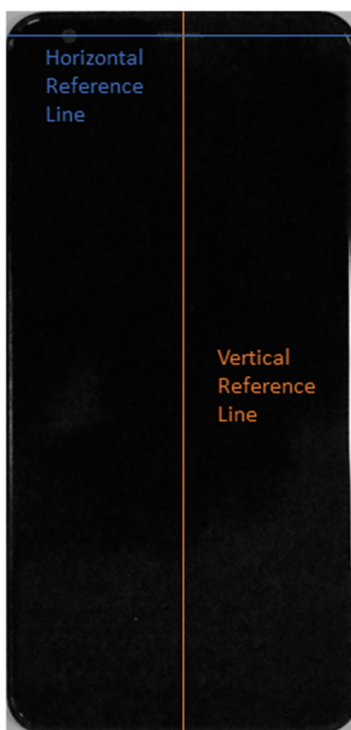


SAR Test Setup Photo 18 – Left Edge at 1.0 cm



FCC ID ZNFQ720PS		SAR EVALUATION REPORT		Approved by: Quality Manager
Test Dates: 04/21/19 - 05/15/19	DUT Type: Portable Handset			APPENDIX F: Page 11 of 12



SAR Test Setup Photo 19 – Left Edge at 0.0 cm



SAR Test Setup Photo 20 – Horizontal and Vertical Reference Lines

FCC ID ZNFQ720PS		SAR EVALUATION REPORT		Approved by: Quality Manager
Test Dates: 04/21/19 - 05/15/19	DUT Type: Portable Handset			APPENDIX F: Page 12 of 12