

MEASUREMENT/TECHNICAL REPORT



Intermec Technologies Corporation
Cellular Radio Module
OEM From RIM 902

REPORT NO: 990824-1

DATE: August 24 , 1999

APPENDIX D

TYPICAL USE PHOTOGRAPHS

Photo 1: Shows the right-hand user during normal operation.



Photo 2: Shows the left-hand user during normal operation.




Photo 3: Shows the tablet computer while carried by the hand-strap, transmitter in standby.




Photo 4: Shows possible holding while transmitter is in standby, 0.2mS TX once every 10 minutes.

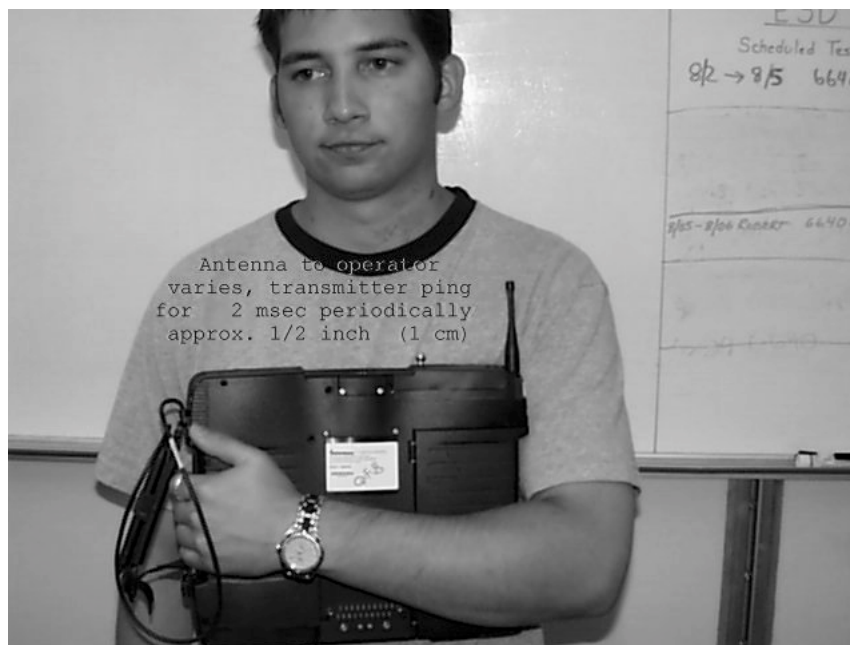


Photo 5: Shows a typical installation within a utility truck.



Photo 6: Shows another typical installation within a utility truck.

