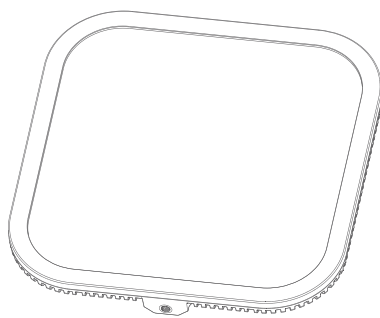


GODOX设计文件图注			
项目类型	说明书	版本	A
项目名称	ES30 电竞灯		
产品料号	705-ES3K10-00		
尺寸(mm)	100mm×140mm		
尺寸公差	±1mm		
材质	105g 铜版纸		
工艺说明	单黑印刷 骑马钉		
备注/色值			
设计师	严佳鑫	校对	吴水宁

Godox



ES30

电竞主播灯

E-sport LED Light

使用手册

Instruction Manual

重要的安全说明及注意事项

首先作为最基本原则：本产品为专业灯光布景设备，应由专业灯光师使用或在专业人士指导下使用。使用时必须始终遵循基本的安全预防措施，具体安全预防措施如下：

1. 使用前必须阅读并理解产品说明书。
2. 专业灯具，禁止儿童使用。当儿童靠近时，家长或陪护人必须密切监督，以免儿童因碰撞灯具或私用灯具造成人身伤害。
3. 本灯具并非普通照明灯具，不可用于普通照明，任何有过眼部损伤或眼部敏感的人群均应避免使用本灯具。
4. 灯具点亮时，必须小心使用，禁止接触高温部件，如 LED 灯珠，以免造成灼伤。
5. 灯具点亮时，任何情况下均禁止直视灯珠。应该在专业灯光师指导下使用强光，任何情况下避免长时间处于强光环境，如引起眼睛不适，请及时关闭灯具，暂停使用，请及时就医。
6. 倘灯珠损坏或因热变形，应停止使用，并及时联系制造商、服务代理商或合格的维修人员更换灯珠，以免发生意外。
7. 本产品仅适用于— 10°C -40°C 工作环境温度及正常湿度环境下使用。
8. 请勿使用损坏的设备或设备配件，待专业维修人员检查维修，确认设备正常方可使用。
9. 在使用过程中，如果本产品由于跌落、受到挤压或遭受强烈冲击而造成外壳破裂的，请勿继续使用，以免因接触到内部电子元件而受到电击伤害。
10. 如需要延长线，请使用额定电流>该设备额定电流的延长线。如延长线额定电流小于该设备，可能导致过热。
11. 部分产品电源线较长，请合理放置电源线，使其处于安全位置。避免电源线接触过热物体表面、避免放置不当导致拉扯损坏或绊倒现场人员。请使用原厂电源线，如使用非原厂电源线导致产品损坏，概不在本厂维修范围内。
12. 在清洁和维修之前，请务必从电源插座上拔下该设备插头。不使用时，禁止拉扯电源线以将设备插头从电源插座中拔出。正常断电，应是用手抓住该设备插头两端，将插头从电源插座中拔出。此设备需连接到接地插座中。
13. 本设备没有防水性能，请让设备保持干燥，请勿将本设备浸入水中或其他液体中。设备需安装在干燥且通风处，避免在雨天、潮湿、多尘或过热环境下使用。请勿将任何物体置于灯具上或使液体流入灯具内部，以免发生意外。
14. 请勿私自拆卸产品，如产品出现故障，须由本公司或授权的维修人员进行检查维修。
15. 存放本设备之前，请确保设备已完全冷却。存放时，将电源线从设备上拔出。设备应放置于设备便携包内或通风干燥处。
16. 请勿将设备放置在酒精、汽油等易燃易挥发的溶剂附近。
17. 本厂不推荐的产品附件，请勿使用，以免导致火灾、触电或人身伤害。
18. 清洁本设备时，请勿用湿布擦拭，请用干布，软布擦拭设备污垢。
19. 设备使用前，请注意将保护罩取下。
20. 本产品已通过 ROHS，CE 和 FCC 认证，请参考相关国家标准使用和操作。

21. 安全说明依据本厂严格测试制定，设备设计和规格如有变更，恕不另行通知。客户可以上神牛官网查看最新的电子版说明，了解产品最新资讯。
22. 部分产品内置锂电池。此类产品请使用专用的充电器进行充电，并且按正确的操作说明，在规定的电压、温度范围内使用。
23. 部分产品使用电池供电。此类产品请勿使用说明书中未指定的任何电池、电源或附件。请将电池和其他附件置于儿童及婴幼儿无法触及之处。如果儿童或婴幼儿吞下电池或附件，请立刻就医。如果电池漏液、变色、变形、冒烟或发出异味，请立刻将其取出。在取出过程中请小心，以免烫伤。如果继续使用，可能会引起火灾、触电或皮肤烫伤。请勿使用任何变形或改造过的电池。请勿拆卸或改造本产品或电池。请勿加热电池或焊接电池。请勿让电池与火或水接触。请勿让电池受到强烈的外力撞击。请勿将电池的正负端错误插入，或将新旧电池或不同类型的电池混合使用。
24. 一年保修期，消耗品电池、适配器、电源线等配件不在此保修范围内。
25. 经发现，擅自检修设备，将取消一年保修期，维修需要收取相关费用。
26. 对于不规范操作引起的机器故障不在保修范围内。

保存这些说明

前言

感谢购买神牛产品！ES30 电竞主播灯可自由调节亮度和色温，支持蓝牙 APP 无线控制，配备一体化柔光板，自带柔和光效，适用于电竞直播、吃播、美妆直播、短视频录制等众多场景。

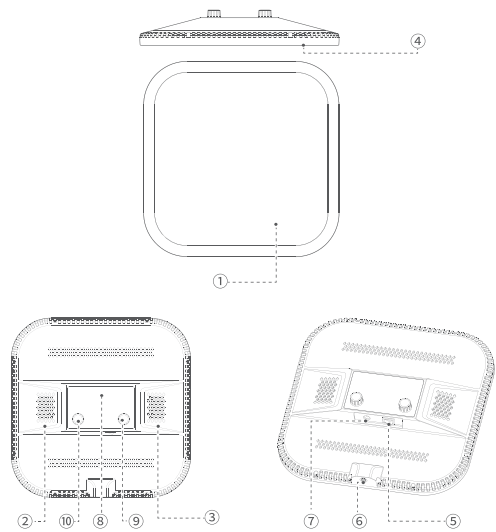
主要特点

- 侧边缘也能均匀发光，自带柔和功能，适合直播。
- 一体化柔光板设计，发光均匀，光线温和不刺眼。
- 拥有蓝牙无线控制，支持手机 APP 远程操控。
- 精准调节亮度，支持 0% -100% 无极调节。
- 宽广色温，2800K-6500K 任意调节。

警告

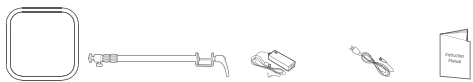
- △ 此设备属于精密物品，如产品出现故障须由本司或授权的维修人员进行检查维修。私自拆卸产品导致故障，不在本司维修范围内。
- △ 该设备没有防水功能，请勿用湿手接触产品，亦不可将产品浸入水中或暴露于雨中。
- △ 请勿放置在超过 40℃ 的高温环境中。使用专用的充电器进行供电，并且正确地按照操作说明，在规定的电压、温度范围内使用。

产品结构



- | | |
|-----------|-----------------|
| 1. 柔光板 | 6. 支架安装孔 |
| 2. 散热口 1 | 7. DC 输入接口 |
| 3. 散热口 2 | 8. LCD 显示屏 |
| 4. 灯珠 | 9. DIM 亮度调节旋钮 |
| 5. 电源开关按键 | 10. CCT/ 蓝牙设置旋钮 |

ES30 Kit1 包装清单



套装 1: 灯体 *1 桌面可伸缩支架 *1 电源适配器 *1 电源线 *1 说明书 *1

ES30 Kit2 包装清单



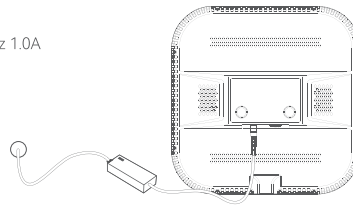
套装 2: 灯体 *1 桌面式支架 *1 电源适配器 *1 电源线 *1 说明书 *1

供电方式

适配器供电

适配器输入 :100~240V~50/60Hz 1.0A

适配器输出 :14V / 2.5A



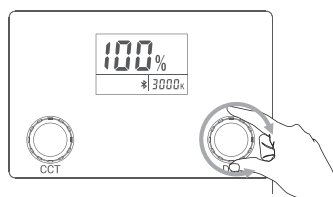
操作说明

1. 开机 / 关机

在 DC 口插入电源适配器。拨动电源开关按键实现开机 / 关机功能。开机后补光灯点亮。

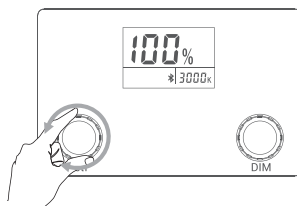
2. 亮度调节

旋转 DIM 亮度调节旋钮可对亮度进行调节，常规左旋减少 1 个单元值，常规右旋加 1 个单元值。快速旋转，增加或减少 10 个单元值。亮度范围为 0%~100%。短按 DIM 亮度调节旋钮，可将亮度值调至 0，灯光关闭，再次短按 DIM 亮度调节旋钮，可恢复至上一次亮度值。



3. 色温调节

旋转 CCT/ 蓝牙设置旋钮可对色温进行调节，常规左旋减少 100 个单元值，常规右旋加 100 个单元值。快速旋转，增加或减少 500 个单元值，色温范围为 2800K-6500K。



蓝牙设置

蓝牙编码显示:
短按 CCT/ 蓝牙设置旋钮，屏幕上显示蓝牙编码，再次短按旋钮蓝牙编码消失。

蓝牙重置:
长按 CCT/ 蓝牙设置旋钮，蓝牙图标开始闪烁，表示蓝牙正在重置中。图标停止闪烁，表示重置结束。

- 蓝牙连接:
- 1. 直接扫二维码即可下载“Godox Light”手机 APP (安卓和苹果系统都可以使用)。
 - 2. 接通电源开机后打开手机 APP 进行配对或组网。
具体操作请参考手机 APP“帮助”手册，里面有详情教程。



注: 首个移动设备 (手机或平板电脑) 可直接使用 APP 操控灯体。更换其他移动设备 (手机或平板电脑) 时, 灯体进行蓝牙重置后, 方可正常使用 APP。

照度数据

ES30				
色温	照度单位	0.5m	1m	2m
2800K	lux	1190	315	87.1
	fc	111	29.3	8
3200K	lux	1510	399	110
	fc	140	37.1	10.2
4300K	lux	2280	602	167
	fc	212	56	15.5
5600K	lux	1550	408	113
	fc	144	37.9	10.5
6500K	lux	1330	350	96.9
	fc	123	32.5	9

* 上述测试皆在灯体 100%亮度下进行。

规格参数

型号	ES30
适配器输入	100-240V~50/60Hz 1.0A
适配器输出	14V  2.5A
LED 灯功率	最大 35W
色温	2800-6500K
CRI	96+
TLCI	97+
调光范围	0~100%
控制方式	灯体控制 / 蓝牙控制
工作温度	-10℃ -40℃
尺寸	233*233*42mm
净重≈	0.74kg

* 规格和参数如有变更，恕不另行通知。

本设备包含型号核准代码为 :CMIITID:2020DP13510, 为该产品的无线电发射模块。

正确使用



错误使用，错误使用将会可能倾倒



Safety Instructions and Attentions

First of all, as the most basic principle: This product is a professional lighting set equipment and should be used by professional lighting engineers or under the guidance of professionals. Basic safety attentions must always be followed during use, as follows:

1. Before use, please read and understand these instructions and attentions.
 2. Professional lighting is prohibited for children. When children are near, parents or accompanying persons must supervise closely to prevent children from personal injury due to collision with lamps or private use of lamps.
 3. This lighting product is not ordinary lighting product and cannot be used for general lighting. Anyone who has suffered eye damage or has sensitive eyes should avoid using this product.
 4. When the lamp is on, it must be used with care. Do not touch high-temperature parts, such as LED lamp beads, to avoid burns.
 5. When the lamp is on, it is forbidden to look directly at the lamp beads under any circumstances. Strong light should be used under the guidance of professional lighting engineers. Avoid prolonged exposure to strong light under any circumstances. If eye discomfort, please turn off the lamp in time, suspend use, and see a doctor immediately.
 6. If the lamp bead is damaged or deformed by heat, stop using this equipment, and contact the manufacturer, service agent or qualified maintenance personnel to replace the lamp bead in time to avoid accidents.
 7. This product is only suitable for use in -10 to 40 operating environment and normal humidity environment.
 8. Do not use damaged equipment or accessories, and wait for professional maintenance personnel to check and repair to confirm being normal before use.
 9. During using, if the casing of this product is broken due to being dropped, squeezed or subjected to strong impact, please do not use it, so as to avoid electric shock injury due to contact with internal electronic components.
 10. If an extension cord is required, please use an extension cord with a current rating greater than or equal to that of the equipment. If an extension cord is rated less than the equipment, overheating may result.
 11. Some products have long power cords, please place the power cords properly and keep them in a safe place. Avoid contacting the power cord with overheating surfaces, avoid improper placement that could cause pulling damage, or trip on-site personnel. Please use the certified power cord from the original manufacturer. If the product is damaged by using a non-certified power cord, it will not be repaired by our factory.
- gasoline.

12.Be sure to unplug equipment from the power outlet before cleaning and repairing.
When not in use, do not pull the power cord to unplug the equipment. For normal power-off, please hold both ends of the plug of the equipment with your hands and pull the plug out of power outlet. This equipment needs to be connected to a grounded outlet.

13.This equipment is not waterproof, please keep it dry and do not immerse it in water or other liquids. The equipment should be installed in a dry and ventilated place, and avoid using it in rainy, humid, dusty or overheated environments. Do not place any objects on the lamp or let liquid flow into the lamp to avoid accidents.

14.Do not disassemble the product without permission. If the product fails, it must be checked and repaired by authorized maintenance personnel.

15.Before storing, make sure that the equipment has cooled down completely. For storage, unplug the power cord from the equipment. The equipment should be placed in the carrying case or in a ventilated dry place.

16.Do not place equipment near flammable and volatile solvents such as alcohol and gasoline.

17.Do not use accessories that are not recommended by our factory to avoid fire, electric shock or personal injury.

18.When cleaning, do not wipe it with a damp cloth, please use a dry cloth or a soft cloth to wipe the dirt of the equipment.

19.Please take off the protective cover before using.

20.This product complies with ROHS,CE and FCC certification, please refer to the relevant national standards for use and operation.

21.The safety instructions are formulated according to the strict testing of the factory, and the design and specifications of the equipment are subject to change without prior notice. For latest product information, please check the GODOX website and view latest electronic instruction.

22.Some products have built-in lithium batteries. Please use specified chargers, and use them within a proper range of the specified voltage and temperature according to the correct operating instructions.

23.Some products are battery powered. Do not use any batteries, power sources or accessories not specified in the instructions for such products. Keep batteries and other accessories out of the reach of children and infants. In the instance that a child or infant swallows a battery or accessory, immediate emergency medical attention is required. If the battery leaks, becomes discolored, deformed, emits smoke, or emits an abnormal odor, remove it immediately. Be careful during removal to avoid burns. Continued use could result in fire, electric shock, or burns. Do not use any deformed or modified batteries. Do not disassemble or modify this product or battery. Do not heat or solder the battery. Keep the battery away from fire or water. Do not incorrectly insert the positive

and negative ends of batteries, or mix old and new batteries or batteries of different types together.

24. One-year warranty period, accessories such as consumable batteries, adapters, power cords, etc. are not covered by this warranty.

25. If it is found that the equipment is repaired without authorization, the one-year warranty period will be cancelled and relevant fees will be charged for maintenance.

26. Machine failures caused by non-standard operation are not covered by the warranty

keep these instructions!

Foreword

Thank you for purchasing Godox product!

E-sport LED Light ES30 supports free brightness and color temperature adjustment, Bluetooth APP wireless control. It provides lighting for electronic sports, live streaming, make up and video recording with compact body, easy operation and great portability.

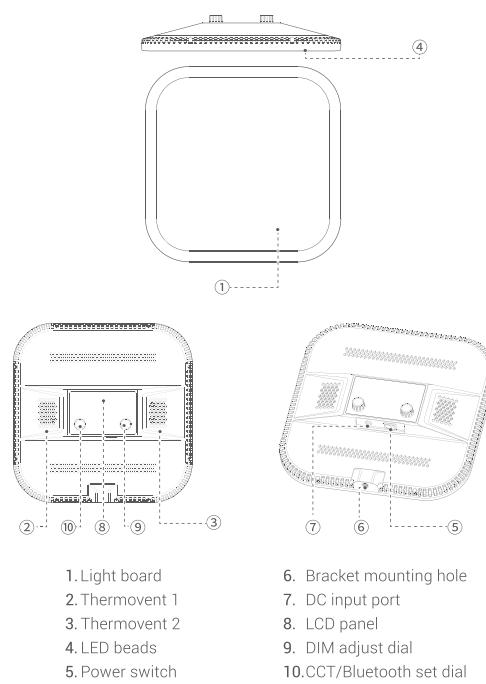
Main Feature

- Soft and even light effects cater for live streaming.
- All-in-one light board design creates soft light.
- Support Bluetooth wireless control via smartphone APP.
- Precise and stepless brightness adjustment from 0% to 100%.
- Wide color temperature range from 2800K to 6500K.

Warning

- ⚠ Do not disassemble. Should repairs become necessary, this product must be sent to an authorized maintenance center.
- ⚠ Always keep this product dry. Do not use in rain or in damp conditions.
- ⚠ Do not leave or store the unit if the ambient temperature reads over 40°C .
- ⚠ Use a dedicated charger and use it within the specified voltage and temperature range according to the instructions.

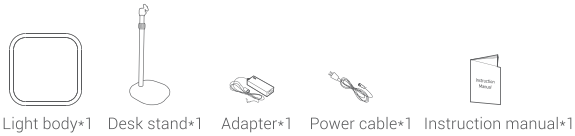
Structure of Product



Item List of ES30 Kit1



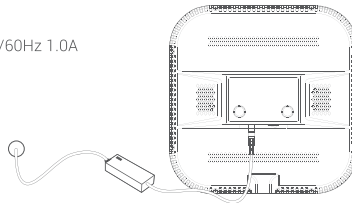
Item List of ES30 Kit2



Power supply

Power supply by adapter

Adapter Input: 100-240V~50/60Hz 1.0A
Adapter Output: 14V/2.5A



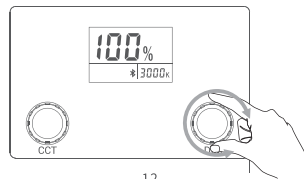
Operation Instruction

1. Power on/Power off

Insert the adapter into DC port. Press the power switch button to power it on or off.

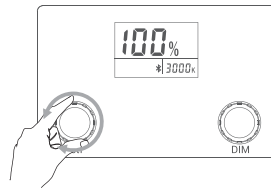
2. Brightness Adjustment

Turn the DIM adjust dial leftwards to decrease the brightness value while rightwards to increase from 0% to 100%, with a change of 1 unit in normal speed and 10 units in quick speed. Short press the DIM adjust dial to set the brightness value to 0, the light will be turned off, short press again can restore to the previous brightness value.



3. Color Temperature Adjustment

Turn the CCT/Bluetooth set dial leftwards to decrease the color temperature value while rightwards to increase from 2800K to 6500K, with a change of 100 units in normal speed and 500 units in quick speed.



Bluetooth Setting

Bluetooth code:

Short press the CCT/Bluetooth set dial to display the Bluetooth code on the LCD panel, press again it will not display.

Bluetooth reset:

Long press the CCT/Bluetooth set dial to make the Bluetooth icon blinks, which means the Bluetooth is resetting. When the icon stops blinking, the resetting is completed.

Bluetooth connection:

1. Scan the QR code to download the "Godox Light" smartphone APP (can be used by Android and Apple system).



2. Power the device on and turn on the smartphone APP to pair or connect. For more smartphone APP operations, please open the "help" in APP to gain detailed guidance.

Note:The first mobile device (mobile phone or tablet) can directly use the APP to control the light body. When replacing other mobile devices (mobile phones or tablets), the lamp body can be connected normally after Bluetooth reset.

Illuminance Data

ES30				
CCT	Unit	0.5m	1m	2m
2800K	lux	1190	315	87.1
	fc	111	29.3	8
3200K	lux	1510	399	110
	fc	140	37.1	10.2
4300K	lux	2280	602	167
	fc	212	56	15.5
5600K	lux	1550	408	113
	fc	144	37.9	10.5
6500K	lux	1330	350	96.9
	fc	123	32.5	9

*All the above tests are based on the condition of 100%brightness.

Technical Data

Model	ES30
Adapter Input	100-240V~50/60Hz 1.0A
Adapter Output	14V $\overline{\text{---}}$ 2.5A
LED Light Power	Max. 35W
CCT	2800-6500K
CRI	96+
TLCI	97+
Brightness Range	0~100%
Control Method	Light body control/Bluetooth control
Working Temperature	-10°C -40°C
Dimension	233*233*42mm
Net weight≈	0.74kg

* Product design and specifications are subject to change without notice.

Correctly use



Improper use, will overturn



FCC Statement

This device complies with part 15 of the FCC Rules. Operation is subject to the following two conditions:

- (1) This device may not cause harmful interference, and
- (2) this device must accept any interference received, including interference that may cause undesired operation

Any Changes or modifications not expressly approved by the party responsible for compliance could void the user's authority to operate the equipment

Note: This equipment has been tested and found to comply with the limits for a Class B digital device, pursuant to part 15 of the FCC Rules. These limits are designed to provide reasonable protection against harmful interference in a residential installation. This equipment generates uses and can radiate radio frequency energy and, if not installed and used in accordance with the instructions, may cause harmful interference to radio communications. However, there is no guarantee that interference will not occur in a particular installation. If this equipment does cause harmful interference to radio or television reception, which can be determined by turning the equipment off and on, the user is encouraged to try to correct the interference by one or more of the following measures:

- Reorient or relocate the receiving antenna
- Increase the separation between the equipment and receiver.
- Connect the equipment into an outlet on a circuit different from that to which the receiver is connected
- Consult the dealer or an experienced radio/TV technician for help

To maintain compliance with FCC's RF Exposure guidelines This equipment should be installed and operated with minimum distance between 20cm the radiator y our body

Declaration of Conformity

GODOX Photo Equipment Co.,Ltd. hereby declares that the This equipment are in compliance with the essential requirements and other relevant provisions of EU Directive 2014/53/EU. They are allowed to be used in all EU member states. For more information of DoC, Please click this web link:http://www.godox.com/DOC/Godox_ES30_DOC.pdf

产品保修

尊敬的用户，本保修卡是申请保修服务的重要凭证，请您配合销售商填写并妥善保管，谢谢！

产品信息	型号	产品条码
用户信息	姓名	联系电话
	通讯地址	
销售商信息	名称	
	联系电话	
	通讯地址	
	销售日期	
备注		

注：此表应由销售商盖章确认。

产品信息

本文件适用于相关《产品保修信息》（见后面说明）所列产品，其他非属此范围的产品或部件（如促销品、赠品及其他出厂后附加的部件等）不在此保修承诺内。

保修期

产品及部件的相应保修期按相关的《产品保修信息》执行。保修期自产品首次购买日起算，购买日以购买产品时保修卡登记日期为准。

如何获得保修服务

您可直接与产品销售商或授权服务机构联系，也可拨打神牛产品售后服务电话，与我们联系，由我们的服务人员为您安排服务。申请保修时，您应提供有效的保修卡作为保修凭证，方可获得保修。如您不能提供有效的保修卡，则在我们可确认产品或部件属于保修范围的情况下，也可以为您提供保修，但这不作为我们的义务。

不适用保修的情况

如产品存在下列情况，本文件项下的保证和服务将不适用 ①产品或部件超过相应保修期；②错误或不适当使用、维护或 保管导致的故障或损坏，如：不当搬运；非按产品合理预期用途使用；不当插拔外接设备；跌落或外力挤压；接触或暴露于不适当温度、溶剂、酸碱、水浸或潮湿环境；③由非神牛授权机构或人员安装、修理、更改、添加或拆卸造成的故障或损坏；④产品或部件原有识别信息被修改变更或删除；⑤无有效保修卡；⑥使用非合法授权、非标准或非公开发行的软件造成的故障或损坏；⑦因不可抗力或意外事件造成的故障或损坏；⑧其他非因产品本身质量问题导致的故障或损坏。遇上述情况，您应向相关责任方寻求解决，神牛对此不承担任何责任。因非在保修期或保修范围内的部件、附件或软件导致产品不能正常使用的，不是保修范围内的故障。产品使用过程中正常的脱色，磨损和消耗，不是保修范围内的故障。

产品保修和服务支持信息

产品的保修期和服务类型按以下《产品保修信息》执行：

产品类别	选件名称	保修期（月）	保修服务类型
部件	电路板	12	客户送修
	电池	3	客户送修
	充电器、电源线，同步线等带电性能	12	客户送修
其他	如闪光管、造型灯泡、外壳、保护罩、锁紧装置、包装等。	无	无保修

神牛产品售后服务电话 0755-29609320-8062

Warranty

Dear customers, as this warranty card is an important certificate to apply for our maintenance service, please fill in the following form in coordination with the seller and safe-keep it. Thank you!

Product Information	Model	Product Code Number
Customer Information	Name	Contact Number
	Address	
Seller Information	Name	
	Contact Number	
	Address	
	Date of Sale	
Note		

Note: This form shall be sealed by the seller.

Applicable Products

The document applies to the products listed on the Product Maintenance Information (see below for further information). Other products or accessories (e.g. promotional items, giveaways and additional accessories attached, etc.) are not included in this warranty scope.

Warranty Period

The warranty period of products and accessories is implemented according to the relevant Product Maintenance Information. The warranty period is calculated from the day(purchase date) when the product is bought for the first time, And the purchase date is considered as the date registered on the warranty card when buying the product.

How to Get the Maintenance Service

If maintenance service is needed, you can directly contact the product distributor or authorized service institutions. You can also contact the Godox after-sale service call and we will offer you service. When applying for maintenance service, you should provide valid warranty card. If you cannot provide valid warranty card, we may offer you maintenance service once confirmed that the product or accessory is involved in the maintenance scope, but that shall not be considered as our obligation.

Inapplicable Cases

The guarantee and service offered by this document are not applicable in the following cases: ① . The product or accessory has expired its warranty period; ② .Breakage or damage caused by inappropriate usage, maintenance or preservation, such as improper packing, improper usage, improper plugging in/out external equipment, falling off or squeezing by external force, contacting or exposing to the improper temperature, solvent, acid, base, flooding and damp environments, etc; ③ . Breakage or damage caused by non-authorized institution or staff in the process of installation, maintenance, alternation, addition and detachment; ④ . The original identifying information of product or accessory is modified, alternated, or removed; ⑤ . No valid warranty card; ⑥ . Breakage or damage caused by using illegally authorized, nonstandard or non-public released software; ⑦ . Breakage or damage caused by force majeure or accident; ⑧ . Breakage or damage that could not be attributed to the product itself. Once met these situations above, you should seek solutions from the related responsible parties and Godox assumes no responsibility. The damage caused by parts, accessories and software that beyond the warranty period or scope is not included in our maintenance scope. The normal discoloration, abrasion and consumption are not the breakage within the maintenance scope.

Maintenance and Service Support Information

The warranty period and service types of products are implemented according to the following Product Maintenance Information:

Product Type	Name	Maintenance Period(month)	Warranty Service Type
Parts	Circuit Board	12	Customer sends the product to designated site
	Battery	3	Customer sends the product to designated site
	Electrical parts e.g.battery charger, power cord, sync cable, etc.	12	Customer sends the product to designated site
Other Items	Flash tube, modeling lamp, lamp body, lamp cover, lockingdevice, package, etc.	No	Without warranty

Godox After-sale Service Call 0755-29609320-8062



深圳市神牛摄影器材有限公司

地址: 深圳市宝安区福海街道塘尾社区耀川工业区厂房2栋 电话: 0755-29609320(8062)
传真: 0755-25723423 邮箱: godox@godox.com

GODOX Photo Equipment Co., Ltd.

Add.: Building 2, Yaochuan Industrial Zone, Tangwei Community, Fuhai Street, Bao'an District, Shenzhen
518103, China Tel: +86-755-29609320(8062) Fax: +86-755-25723423 E-mail: godox@godox.com

www.godox.com

Made in China | 705-ES3K10-00

