802.11be-EHT80 26dB Bandwidth & 99% Bandwidth

Channel 07 (5985MHz)

Channel 39 (6145MHz)

Channel 87 (6385MHz)

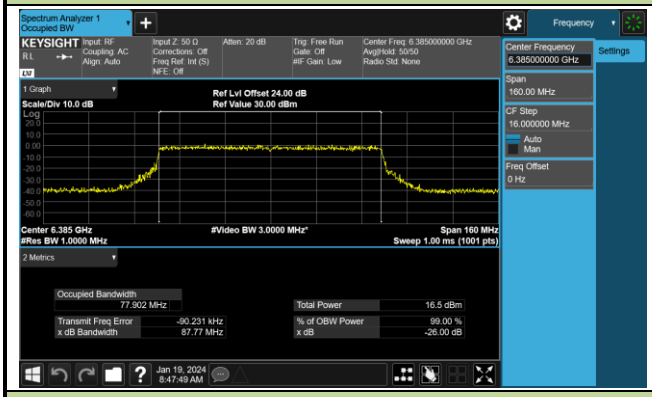

Channel 103 (6465MHz)

Channel 119 (6545MHz)

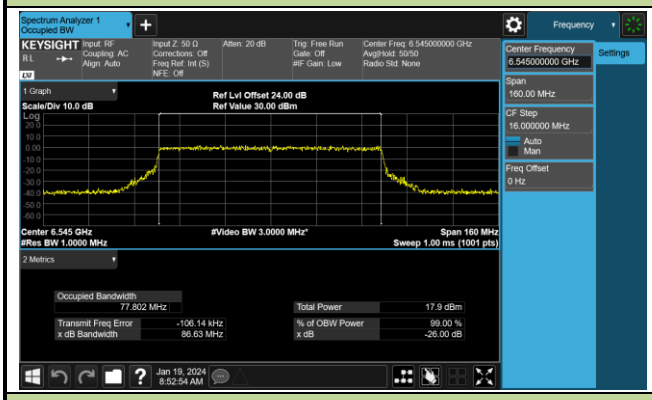

Channel 135 (6625MHz)

Channel 151 (6705MHz)

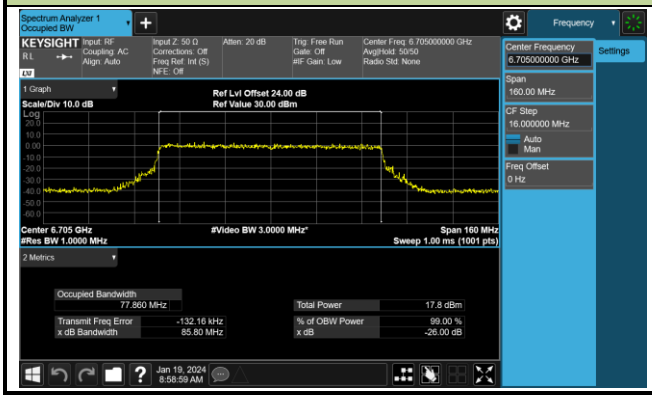

Channel 167 (6785MHz)

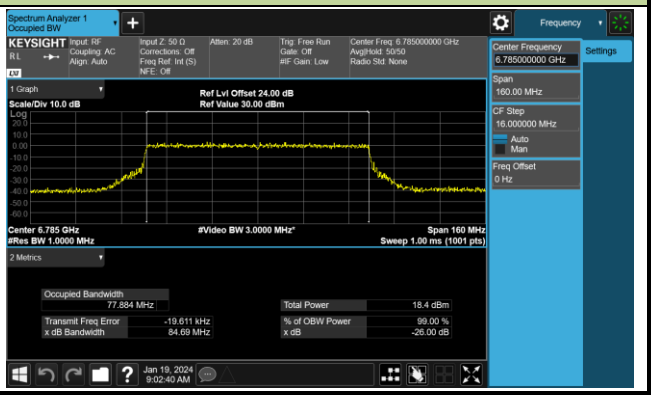

802.11be-EHT80 26dB Bandwidth & 99% Bandwidth	
Channel 183 (6865MHz)	Channel 199 (6945MHz)
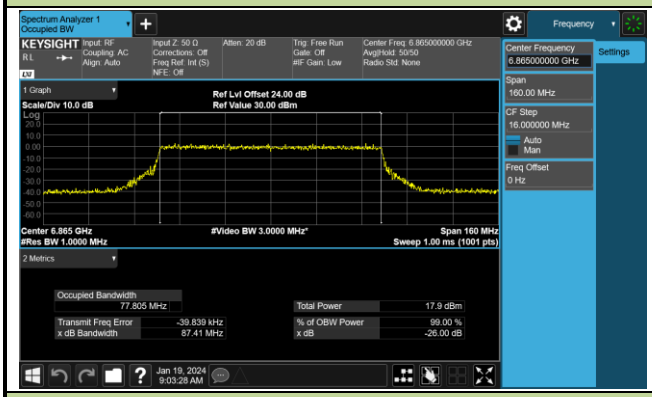	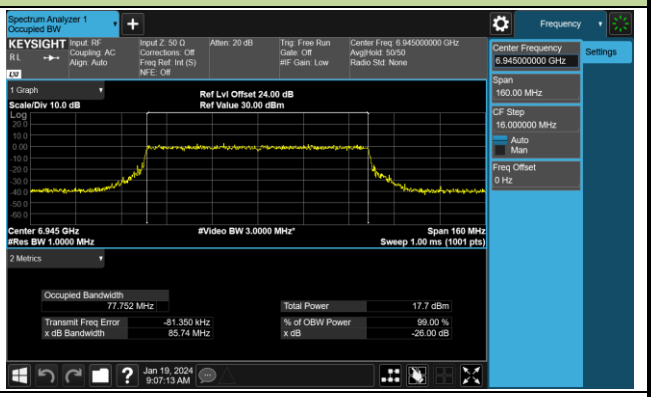
Channel 215 (7025MHz)	
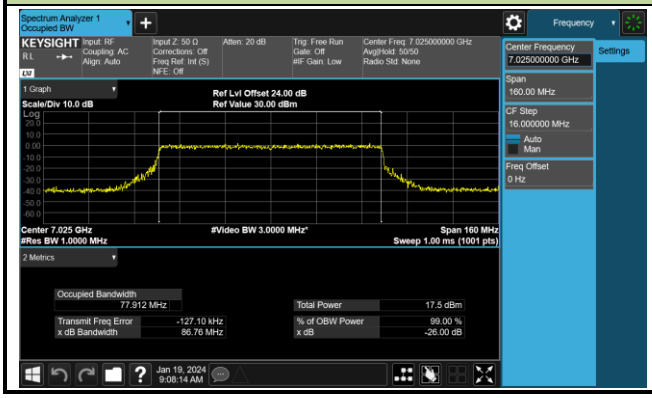	

802.11be-EHT160 26dB Bandwidth & 99% Bandwidth

Channel 15 (6025MHz)

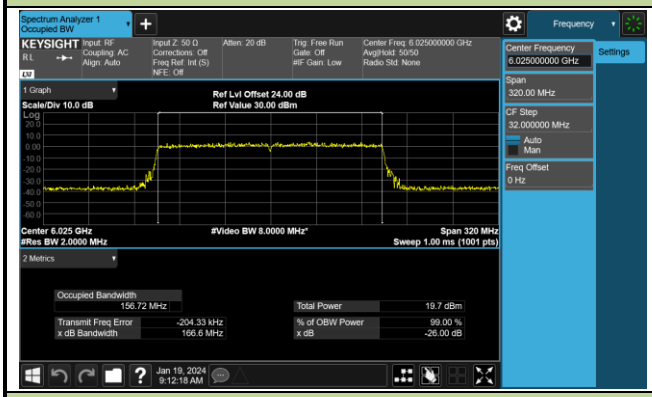

Channel 47 (6185MHz)

Channel 79 (6345MHz)

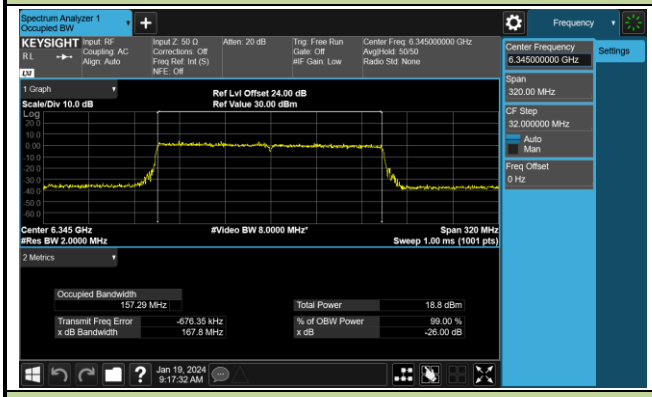

Channel 111 (6505MHz)

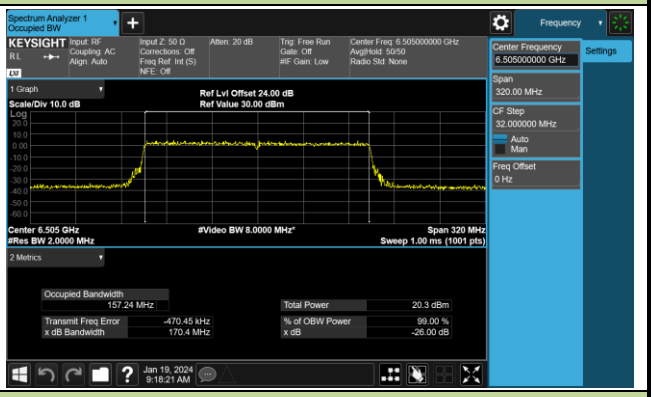

Channel 143 (6665MHz)

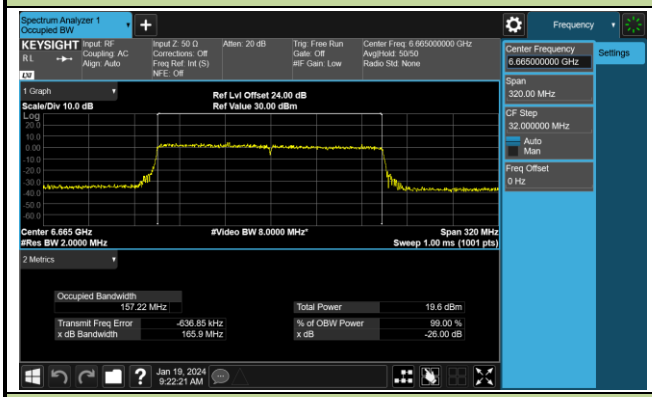

Channel 175 (6825MHz)

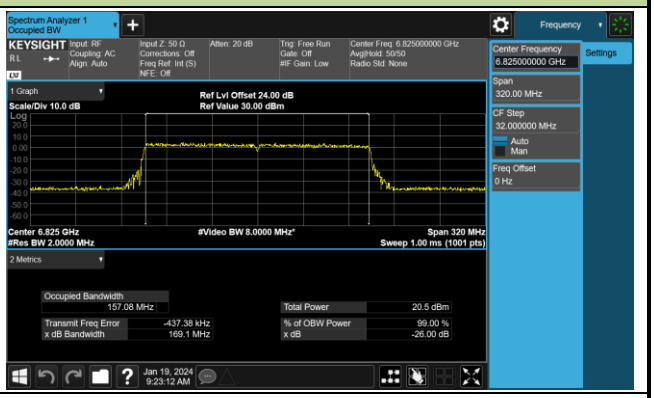

Channel 207 (6985MHz)

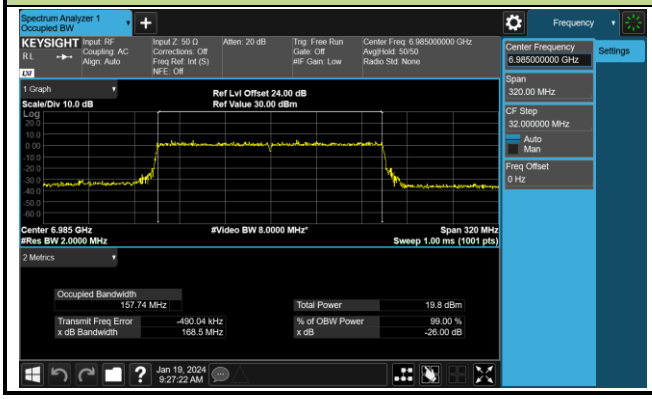

802.11be-EHT320 26dB Bandwidth & 99% Bandwidth	
Channel 31 (6105MHz)	Channel 63 (6265MHz)
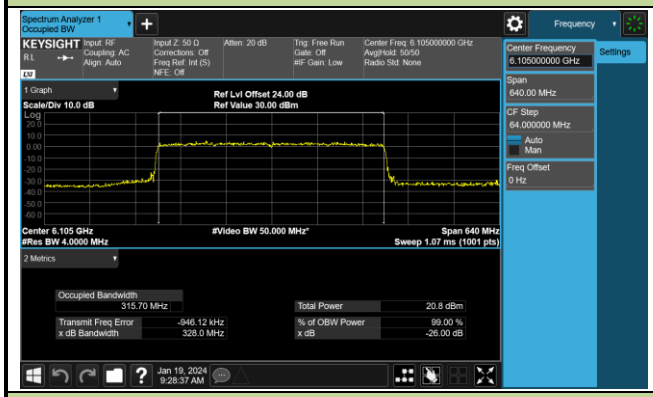	
Channel 95 (6425MHz)	Channel 127 (6585MHz)
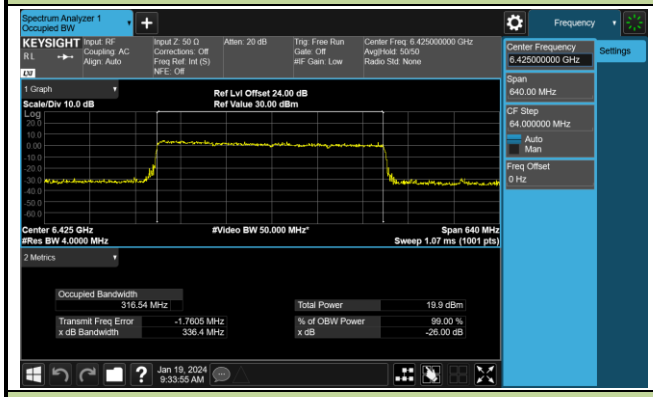	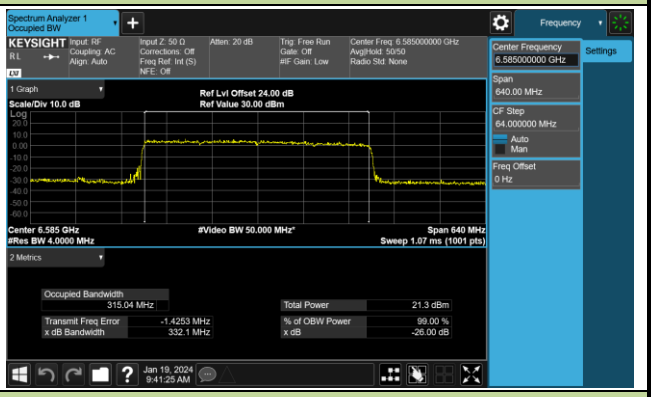
Channel 159 (6745MHz)	Channel 191 (6905MHz)
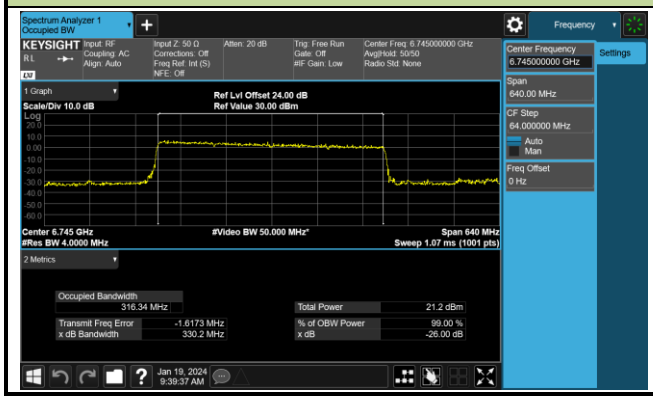	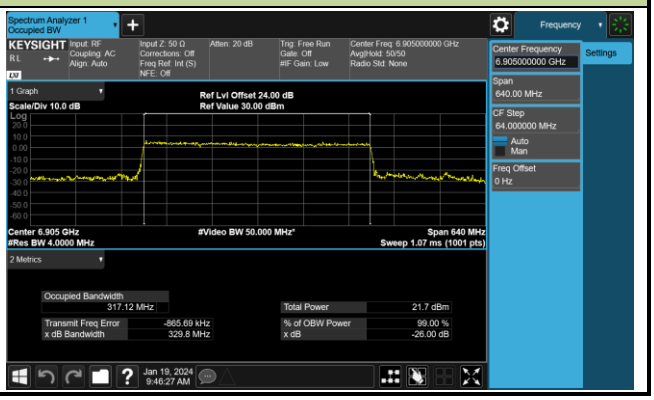

6.3. Output Power

6.3.1. Test Limit

For an indoor access point operating in the 5.925-7.125 GHz band, the maximum e.i.r.p. over the frequency band of operation must not exceed 30 dBm.

For a subordinate device operating under the control of an indoor access point in the 5.925-7.125 GHz band, the maximum e.i.r.p. over the frequency band of operation must not exceed 30 dBm.

6.3.2. Test Procedure Used

KDB 789033D02v02r01- Section E)3)b) Method PM-G

6.3.3. Test Setting

Average Power Measurement

Average power measurements were performed only when the EUT was transmitting at its maximum power control level using a broadband power meter with a pulse sensor. The power meter implemented triggering and gating capabilities which were set up such that power measurements were recorded only during the ON time of the transmitter.

6.3.4. Test Setup

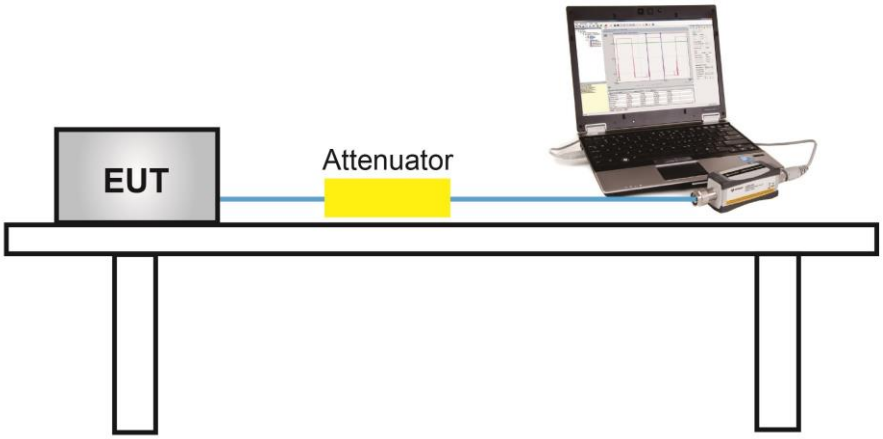

6.3.5. Test Result

Test Site	SR6	Test Engineer	Owen
Test Date	2024/1/9~2024/1/11		Nss=1

Test Mode	Data Rate/ MCS	Channel No.	Freq. (MHz)	Average Power (dBm)		Total AV Power (dBm)	Directional Gain (dBi)	EIRP (dBm)	EIRP Limit (dBm)
				Ant 0	Ant 1				
CDD Mode									
11ax-HE20	MCS0	1	5955	8.09	7.13	10.65	3.0	13.65	≤ 30.00
11ax-HE20	MCS0	45	6175	9.30	7.81	11.63	3.0	14.63	≤ 30.00
11ax-HE20	MCS0	93	6415	8.98	7.34	11.25	3.0	14.25	≤ 30.00
11ax-HE20	MCS0	97	6435	8.52	7.62	11.10	3.0	14.10	≤ 30.00
11ax-HE20	MCS0	105	6475	8.15	8.01	11.09	3.0	14.09	≤ 30.00
11ax-HE20	MCS0	113	6515	6.95	8.08	10.56	3.0	13.56	≤ 30.00
11ax-HE20	MCS0	117	6535	7.05	6.89	9.98	3.0	12.98	≤ 30.00
11ax-HE20	MCS0	149	6695	8.89	9.15	12.03	3.0	15.03	≤ 30.00
11ax-HE20	MCS0	181	6855	8.50	8.59	11.56	3.0	14.56	≤ 30.00
11ax-HE20	MCS0	185	6875	8.44	8.31	11.39	3.0	14.39	≤ 30.00
11ax-HE20	MCS0	189	6895	8.76	8.64	11.71	3.0	14.71	≤ 30.00
11ax-HE20	MCS0	213	7015	8.80	9.17	12.00	3.0	15.00	≤ 30.00
11ax-HE20	MCS0	229	7095	8.75	9.32	12.05	3.0	15.05	≤ 30.00
11ax-HE40	MCS0	3	5965	11.10	10.06	13.62	3.0	16.62	≤ 30.00
11ax-HE40	MCS0	43	6165	12.05	10.76	14.46	3.0	17.46	≤ 30.00
11ax-HE40	MCS0	91	6405	12.22	10.44	14.43	3.0	17.43	≤ 30.00
11ax-HE40	MCS0	99	6445	11.63	10.95	14.31	3.0	17.31	≤ 30.00
11ax-HE40	MCS0	107	6485	11.67	11.55	14.62	3.0	17.62	≤ 30.00
11ax-HE40	MCS0	115	6525	11.79	12.05	14.93	3.0	17.93	≤ 30.00
11ax-HE40	MCS0	123	6565	11.73	12.22	14.99	3.0	17.99	≤ 30.00
11ax-HE40	MCS0	147	6685	11.99	12.15	15.08	3.0	18.08	≤ 30.00
11ax-HE40	MCS0	179	6845	11.54	12.56	15.09	3.0	18.09	≤ 30.00
11ax-HE40	MCS0	187	6885	11.62	12.28	14.97	3.0	17.97	≤ 30.00
11ax-HE40	MCS0	195	6925	11.25	12.52	14.94	3.0	17.94	≤ 30.00
11ax-HE40	MCS0	211	7005	11.24	12.60	14.98	3.0	17.98	≤ 30.00
11ax-HE40	MCS0	227	7085	11.46	12.85	15.22	3.0	18.22	≤ 30.00

Test Mode	Data Rate/ MCS	Channel No.	Freq. (MHz)	Average Power (dBm)		Total AV Power (dBm)	Directional Gain (dBi)	EIRP (dBm)	EIRP Limit (dBm)
				Ant 0	Ant 1				
CDD Mode									
11ax-HE80	MCS0	7	5985	14.76	13.39	17.14	3.0	20.14	≤ 30.00
11ax-HE80	MCS0	39	6145	15.50	14.12	17.87	3.0	20.87	≤ 30.00
11ax-HE80	MCS0	87	6385	15.90	13.90	18.02	3.0	21.02	≤ 30.00
11ax-HE80	MCS0	103	6465	14.41	14.44	17.44	3.0	20.44	≤ 30.00
11ax-HE80	MCS0	119	6545	13.58	14.60	17.13	3.0	20.13	≤ 30.00
11ax-HE80	MCS0	135	6625	15.22	15.26	18.25	3.0	21.25	≤ 30.00
11ax-HE80	MCS0	151	6705	14.95	15.85	18.43	3.0	21.43	≤ 30.00
11ax-HE80	MCS0	167	6865	14.57	15.53	18.09	3.0	21.09	≤ 30.00
11ax-HE80	MCS0	183	6865	14.61	15.15	17.90	3.0	20.90	≤ 30.00
11ax-HE80	MCS0	199	6945	15.29	15.19	18.25	3.0	21.25	≤ 30.00
11ax-HE80	MCS0	215	7025	15.07	15.49	18.30	3.0	21.30	≤ 30.00
11ax-HE160	MCS0	15	6025	17.06	16.68	19.88	3.0	22.88	≤ 30.00
11ax-HE160	MCS0	47	6185	17.71	16.98	20.37	3.0	23.37	≤ 30.00
11ax-HE160	MCS0	79	6345	18.14	16.82	20.54	3.0	23.54	≤ 30.00
11ax-HE160	MCS0	111	6505	17.31	18.02	20.69	3.0	23.69	≤ 30.00
11ax-HE160	MCS0	143	6665	16.76	17.26	20.03	3.0	23.03	≤ 30.00
11ax-HE160	MCS0	175	6825	16.25	17.86	20.14	3.0	23.14	≤ 30.00
11ax-HE160	MCS0	207	6985	17.55	18.52	21.07	3.0	24.07	≤ 30.00
11be-EHT20	MCS0	1	5955	8.93	7.89	11.45	3.0	14.45	≤ 30.00
11be-EHT20	MCS0	45	6175	10.01	8.70	12.41	3.0	15.41	≤ 30.00
11be-EHT20	MCS0	93	6415	9.54	7.94	11.82	3.0	14.82	≤ 30.00
11be-EHT20	MCS0	97	6435	9.22	8.52	11.89	3.0	14.89	≤ 30.00
11be-EHT20	MCS0	105	6475	8.63	8.65	11.65	3.0	14.65	≤ 30.00
11be-EHT20	MCS0	113	6515	7.45	10.31	12.12	3.0	15.12	≤ 30.00
11be-EHT20	MCS0	117	6535	7.64	10.12	12.06	3.0	15.06	≤ 30.00
11be-EHT20	MCS0	149	6695	9.50	9.88	12.70	3.0	15.70	≤ 30.00
11be-EHT20	MCS0	181	6855	8.98	8.92	11.96	3.0	14.96	≤ 30.00
11be-EHT20	MCS0	185	6875	8.83	8.55	11.70	3.0	14.70	≤ 30.00
11be-EHT20	MCS0	189	6895	9.07	8.92	12.01	3.0	15.01	≤ 30.00
11be-EHT20	MCS0	213	7015	9.21	9.61	12.42	3.0	15.42	≤ 30.00
11be-EHT20	MCS0	229	7095	9.15	9.94	12.57	3.0	15.57	≤ 30.00

Test Mode	Data Rate/ MCS	Channel No.	Freq. (MHz)	Average Power (dBm)		Total AV Power (dBm)	Directional Gain (dBi)	EIRP (dBm)	EIRP Limit (dBm)
				Ant 0	Ant 1				
CDD Mode									
11be-EHT40	MCS0	3	5965	11.55	10.49	14.06	3.0	17.06	≤ 30.00
11be-EHT40	MCS0	43	6165	12.38	11.28	14.88	3.0	17.88	≤ 30.00
11be-EHT40	MCS0	91	6405	12.42	10.56	14.60	3.0	17.60	≤ 30.00
11be-EHT40	MCS0	99	6445	12.03	10.88	14.50	3.0	17.50	≤ 30.00
11be-EHT40	MCS0	107	6485	11.46	11.39	14.44	3.0	17.44	≤ 30.00
11be-EHT40	MCS0	115	6525	12.53	9.64	14.33	3.0	17.33	≤ 30.00
11be-EHT40	MCS0	123	6565	11.36	11.96	14.68	3.0	17.68	≤ 30.00
11be-EHT40	MCS0	147	6685	11.71	12.00	14.87	3.0	17.87	≤ 30.00
11be-EHT40	MCS0	179	6845	10.89	12.02	14.50	3.0	17.50	≤ 30.00
11be-EHT40	MCS0	187	6885	11.34	12.28	14.85	3.0	17.85	≤ 30.00
11be-EHT40	MCS0	195	6925	10.94	12.22	14.64	3.0	17.64	≤ 30.00
11be-EHT40	MCS0	211	7005	11.56	12.75	15.21	3.0	18.21	≤ 30.00
11be-EHT40	MCS0	227	7085	11.70	12.70	15.24	3.0	18.24	≤ 30.00
11be-EHT80	MCS0	7	5985	14.75	13.52	17.19	3.0	20.19	≤ 30.00
11be-EHT80	MCS0	39	6145	15.03	13.67	17.41	3.0	20.41	≤ 30.00
11be-EHT80	MCS0	87	6385	15.43	13.09	17.43	3.0	20.43	≤ 30.00
11be-EHT80	MCS0	103	6465	14.55	14.34	17.46	3.0	20.46	≤ 30.00
11be-EHT80	MCS0	119	6545	13.64	14.72	17.22	3.0	20.22	≤ 30.00
11be-EHT80	MCS0	135	6625	14.52	15.32	17.95	3.0	20.95	≤ 30.00
11be-EHT80	MCS0	151	6705	14.43	15.26	17.88	3.0	20.88	≤ 30.00
11be-EHT80	MCS0	167	6865	14.12	15.51	17.88	3.0	20.88	≤ 30.00
11be-EHT80	MCS0	183	6865	14.08	14.89	17.51	3.0	20.51	≤ 30.00
11be-EHT80	MCS0	199	6945	14.73	14.76	17.76	3.0	20.76	≤ 30.00
11be-EHT80	MCS0	215	7025	14.61	14.85	17.74	3.0	20.74	≤ 30.00
11be-EHT160	MCS0	15	6025	17.07	16.62	19.86	3.0	22.86	≤ 30.00
11be-EHT160	MCS0	47	6185	17.66	16.75	20.24	3.0	23.24	≤ 30.00
11be-EHT160	MCS0	79	6345	17.60	16.09	19.92	3.0	22.92	≤ 30.00
11be-EHT160	MCS0	111	6505	16.80	17.41	20.13	3.0	23.13	≤ 30.00
11be-EHT160	MCS0	143	6665	16.71	17.19	19.97	3.0	22.97	≤ 30.00
11be-EHT160	MCS0	175	6825	16.14	17.79	20.05	3.0	23.05	≤ 30.00
11be-EHT160	MCS0	207	6985	16.99	17.54	20.28	3.0	23.28	≤ 30.00

Test Mode	Data Rate/ MCS	Channel No.	Freq. (MHz)	Average Power (dBm)		Total AV Power (dBm)	Directional Gain (dBi)	EIRP (dBm)	EIRP Limit (dBm)
				Ant 0	Ant 1				
CDD Mode									
11be-EHT320	MCS0	31	6105	20.23	18.74	22.56	3.0	25.56	≤ 30.00
11be-EHT320	MCS0	63	6265	20.22	19.56	22.91	3.0	25.91	≤ 30.00
11be-EHT320	MCS0	95	6425	19.31	18.03	21.73	3.0	24.73	≤ 30.00
11be-EHT320	MCS0	127	6585	19.77	19.28	22.54	3.0	25.54	≤ 30.00
11be-EHT320	MCS0	159	6745	18.40	19.10	21.77	3.0	24.77	≤ 30.00
11be-EHT320	MCS0	191	6905	20.24	19.74	23.01	3.0	26.01	≤ 30.00

Note 1: Total Average Power (dBm) = 10*log {$10^{(\text{Ant 0 Average Power /10})}$ + $10^{(\text{Ant 1 Average Power /10})}$}.

Note 2: EIRP (dBm) = Total Average Power (dBm) + Directional Gain (dBi).

Test Mode	Data Rate/ MCS	Channel No.	Freq. (MHz)	Average Power (dBm)		Total AV Power (dBm)	Directional Gain (dBi)	EIRP (dBm)	EIRP Limit (dBm)
				Ant 0	Ant 1				
Beamforming Mode									
11ax-HE20	MCS0	1	5955	8.09	7.13	10.65	3.0	16.66	≤ 30.00
11ax-HE20	MCS0	45	6175	9.30	7.81	11.63	3.0	17.64	≤ 30.00
11ax-HE20	MCS0	93	6415	8.98	7.34	11.25	3.0	17.26	≤ 30.00
11ax-HE20	MCS0	97	6435	8.52	7.62	11.10	3.0	17.11	≤ 30.00
11ax-HE20	MCS0	105	6475	8.15	8.01	11.09	3.0	17.10	≤ 30.00
11ax-HE20	MCS0	113	6515	6.95	8.08	10.56	3.0	16.57	≤ 30.00
11ax-HE20	MCS0	117	6535	7.05	6.89	9.98	3.0	15.99	≤ 30.00
11ax-HE20	MCS0	149	6695	8.89	9.15	12.03	3.0	18.04	≤ 30.00
11ax-HE20	MCS0	181	6855	8.50	8.59	11.56	3.0	17.57	≤ 30.00
11ax-HE20	MCS0	185	6875	8.44	8.31	11.39	3.0	17.40	≤ 30.00
11ax-HE20	MCS0	189	6895	8.76	8.64	11.71	3.0	17.72	≤ 30.00
11ax-HE20	MCS0	213	7015	8.80	9.17	12.00	3.0	18.01	≤ 30.00
11ax-HE20	MCS0	229	7095	8.75	9.32	12.05	3.0	18.06	≤ 30.00
11ax-HE40	MCS0	3	5965	11.10	10.06	13.62	3.0	19.63	≤ 30.00
11ax-HE40	MCS0	43	6165	12.05	10.76	14.46	3.0	20.47	≤ 30.00
11ax-HE40	MCS0	91	6405	12.22	10.44	14.43	3.0	20.44	≤ 30.00
11ax-HE40	MCS0	99	6445	11.63	10.95	14.31	3.0	20.32	≤ 30.00
11ax-HE40	MCS0	107	6485	11.67	11.55	14.62	3.0	20.63	≤ 30.00
11ax-HE40	MCS0	115	6525	11.79	12.05	14.93	3.0	20.94	≤ 30.00
11ax-HE40	MCS0	123	6565	11.73	12.22	14.99	3.0	21.00	≤ 30.00
11ax-HE40	MCS0	147	6685	11.99	12.15	15.08	3.0	21.09	≤ 30.00
11ax-HE40	MCS0	179	6845	11.54	12.56	15.09	3.0	21.10	≤ 30.00
11ax-HE40	MCS0	187	6885	11.62	12.28	14.97	3.0	20.98	≤ 30.00
11ax-HE40	MCS0	195	6925	11.25	12.52	14.94	3.0	20.95	≤ 30.00
11ax-HE40	MCS0	211	7005	11.24	12.60	14.98	3.0	20.99	≤ 30.00
11ax-HE40	MCS0	227	7085	11.46	12.85	15.22	3.0	21.23	≤ 30.00

Test Mode	Data Rate/ MCS	Channel No.	Freq. (MHz)	Average Power (dBm)		Total AV Power (dBm)	Directional Gain (dBi)	EIRP (dBm)	EIRP Limit (dBm)
				Ant 0	Ant 1				
Beamforming Mode									
11ax-HE80	MCS0	7	5985	14.76	13.39	17.14	3.0	23.15	≤ 30.00
11ax-HE80	MCS0	39	6145	15.50	14.12	17.87	3.0	23.89	≤ 30.00
11ax-HE80	MCS0	87	6385	15.90	13.90	18.02	3.0	24.03	≤ 30.00
11ax-HE80	MCS0	103	6465	14.41	14.44	17.44	3.0	23.45	≤ 30.00
11ax-HE80	MCS0	119	6545	13.58	14.60	17.13	3.0	23.14	≤ 30.00
11ax-HE80	MCS0	135	6625	15.22	15.26	18.25	3.0	24.26	≤ 30.00
11ax-HE80	MCS0	151	6705	14.95	15.85	18.43	3.0	24.44	≤ 30.00
11ax-HE80	MCS0	167	6865	14.57	15.53	18.09	3.0	24.10	≤ 30.00
11ax-HE80	MCS0	183	6865	14.61	15.15	17.90	3.0	23.91	≤ 30.00
11ax-HE80	MCS0	199	6945	15.29	15.19	18.25	3.0	24.26	≤ 30.00
11ax-HE80	MCS0	215	7025	15.07	15.49	18.30	3.0	24.31	≤ 30.00
11ax-HE160	MCS0	15	6025	17.06	16.68	19.88	3.0	25.89	≤ 30.00
11ax-HE160	MCS0	47	6185	17.71	16.98	20.37	3.0	26.38	≤ 30.00
11ax-HE160	MCS0	79	6345	18.14	16.82	20.54	3.0	26.55	≤ 30.00
11ax-HE160	MCS0	111	6505	17.31	18.02	20.69	3.0	26.70	≤ 30.00
11ax-HE160	MCS0	143	6665	16.76	17.26	20.03	3.0	26.04	≤ 30.00
11ax-HE160	MCS0	175	6825	16.25	17.86	20.14	3.0	26.15	≤ 30.00
11ax-HE160	MCS0	207	6985	17.55	18.52	21.07	3.0	27.08	≤ 30.00
11be-EHT20	MCS0	1	5955	8.93	7.89	11.45	3.0	17.46	≤ 30.00
11be-EHT20	MCS0	45	6175	10.01	8.70	12.41	3.0	18.42	≤ 30.00
11be-EHT20	MCS0	93	6415	9.54	7.94	11.82	3.0	17.83	≤ 30.00
11be-EHT20	MCS0	97	6435	9.22	8.52	11.89	3.0	17.90	≤ 30.00
11be-EHT20	MCS0	105	6475	8.63	8.65	11.65	3.0	17.66	≤ 30.00
11be-EHT20	MCS0	113	6515	7.45	10.31	12.12	3.0	18.13	≤ 30.00
11be-EHT20	MCS0	117	6535	7.64	10.12	12.06	3.0	18.08	≤ 30.00
11be-EHT20	MCS0	149	6695	9.50	9.88	12.70	3.0	18.71	≤ 30.00
11be-EHT20	MCS0	181	6855	8.98	8.92	11.96	3.0	17.97	≤ 30.00
11be-EHT20	MCS0	185	6875	8.83	8.55	11.70	3.0	17.71	≤ 30.00
11be-EHT20	MCS0	189	6895	9.07	8.92	12.01	3.0	18.02	≤ 30.00
11be-EHT20	MCS0	213	7015	9.21	9.61	12.42	3.0	18.44	≤ 30.00
11be-EHT20	MCS0	229	7095	9.15	9.94	12.57	3.0	18.58	≤ 30.00

Test Mode	Data Rate/ MCS	Channel No.	Freq. (MHz)	Average Power (dBm)		Total AV Power (dBm)	Directional Gain (dBi)	EIRP (dBm)	EIRP Limit (dBm)
				Ant 0	Ant 1				
Beamforming Mode									
11be-EHT40	MCS0	3	5965	11.55	10.49	14.06	3.0	20.07	≤ 30.00
11be-EHT40	MCS0	43	6165	12.38	11.28	14.88	3.0	20.89	≤ 30.00
11be-EHT40	MCS0	91	6405	12.42	10.56	14.60	3.0	20.61	≤ 30.00
11be-EHT40	MCS0	99	6445	12.03	10.88	14.50	3.0	20.51	≤ 30.00
11be-EHT40	MCS0	107	6485	11.46	11.39	14.44	3.0	20.45	≤ 30.00
11be-EHT40	MCS0	115	6525	12.53	9.64	14.33	3.0	20.34	≤ 30.00
11be-EHT40	MCS0	123	6565	11.36	11.96	14.68	3.0	20.69	≤ 30.00
11be-EHT40	MCS0	147	6685	11.71	12.00	14.87	3.0	20.88	≤ 30.00
11be-EHT40	MCS0	179	6845	10.89	12.02	14.50	3.0	20.51	≤ 30.00
11be-EHT40	MCS0	187	6885	11.34	12.28	14.85	3.0	20.86	≤ 30.00
11be-EHT40	MCS0	195	6925	10.94	12.22	14.64	3.0	20.65	≤ 30.00
11be-EHT40	MCS0	211	7005	11.56	12.75	15.21	3.0	21.22	≤ 30.00
11be-EHT40	MCS0	227	7085	11.70	12.70	15.24	3.0	21.25	≤ 30.00
11be-EHT80	MCS0	7	5985	14.75	13.52	17.19	3.0	23.20	≤ 30.00
11be-EHT80	MCS0	39	6145	15.03	13.67	17.41	3.0	23.42	≤ 30.00
11be-EHT80	MCS0	87	6385	15.43	13.09	17.43	3.0	23.44	≤ 30.00
11be-EHT80	MCS0	103	6465	14.55	14.34	17.46	3.0	23.47	≤ 30.00
11be-EHT80	MCS0	119	6545	13.64	14.72	17.22	3.0	23.23	≤ 30.00
11be-EHT80	MCS0	135	6625	14.52	15.32	17.95	3.0	23.96	≤ 30.00
11be-EHT80	MCS0	151	6705	14.43	15.26	17.88	3.0	23.89	≤ 30.00
11be-EHT80	MCS0	167	6865	14.12	15.51	17.88	3.0	23.89	≤ 30.00
11be-EHT80	MCS0	183	6865	14.08	14.89	17.51	3.0	23.52	≤ 30.00
11be-EHT80	MCS0	199	6945	14.73	14.76	17.76	3.0	23.77	≤ 30.00
11be-EHT80	MCS0	215	7025	14.61	14.85	17.74	3.0	23.75	≤ 30.00
11be-EHT160	MCS0	15	6025	17.07	16.62	19.86	3.0	25.87	≤ 30.00
11be-EHT160	MCS0	47	6185	17.66	16.75	20.24	3.0	26.25	≤ 30.00
11be-EHT160	MCS0	79	6345	17.60	16.09	19.92	3.0	25.93	≤ 30.00
11be-EHT160	MCS0	111	6505	16.80	17.41	20.13	3.0	26.14	≤ 30.00
11be-EHT160	MCS0	143	6665	16.71	17.19	19.97	3.0	25.98	≤ 30.00
11be-EHT160	MCS0	175	6825	16.14	17.79	20.05	3.0	26.06	≤ 30.00
11be-EHT160	MCS0	207	6985	16.99	17.54	20.28	3.0	26.29	≤ 30.00

Test Mode	Data Rate/ MCS	Channel No.	Freq. (MHz)	Average Power (dBm)		Total AV Power (dBm)	Directional Gain (dBi)	EIRP (dBm)	EIRP Limit (dBm)
				Ant 0	Ant 1				
Beamforming Mode									
11be-EHT320	MCS0	31	6105	20.23	18.74	22.56	3.0	28.57	≤ 30.00
11be-EHT320	MCS0	63	6265	20.22	19.56	22.91	3.0	28.92	≤ 30.00
11be-EHT320	MCS0	95	6425	19.31	18.03	21.73	3.0	27.74	≤ 30.00
11be-EHT320	MCS0	127	6585	19.77	19.28	22.54	3.0	28.55	≤ 30.00
11be-EHT320	MCS0	159	6745	18.40	19.10	21.77	3.0	27.78	≤ 30.00
11be-EHT320	MCS0	191	6905	20.24	19.74	23.01	3.0	29.02	≤ 30.00

Note 1: Total Average Power (dBm) = $10*\log \{10^{(\text{Ant 0 Average Power /10})} + 10^{(\text{Ant 1 Average Power /10})}\}$.

Note 2: EIRP (dBm) = Total Average Power (dBm) + Directional Gain (dBi).

Test Site	SR6	Test Engineer	Owen
Test Date	2024/1/9~2024/1/11		Nss=2

Test Mode	Data Rate/ MCS	Channel No.	Freq. (MHz)	Average Power (dBm)		Total AV Power (dBm)	Directional Gain (dBi)	EIRP (dBm)	EIRP Limit (dBm)
				Ant 0	Ant 1				
CDD Mode									
11ax-HE20	MCS0	1	5955	11.76	11.22	14.51	3.0	17.51	≤ 30.00
11ax-HE20	MCS0	45	6175	12.42	11.51	15.00	3.0	18.00	≤ 30.00
11ax-HE20	MCS0	93	6415	12.29	10.73	14.59	3.0	17.59	≤ 30.00
11ax-HE20	MCS0	97	6435	12.13	11.02	14.62	3.0	17.62	≤ 30.00
11ax-HE20	MCS0	105	6475	11.48	11.42	14.46	3.0	17.46	≤ 30.00
11ax-HE20	MCS0	113	6515	10.98	12.52	14.83	3.0	17.83	≤ 30.00
11ax-HE20	MCS0	117	6535	11.59	12.17	14.90	3.0	17.90	≤ 30.00
11ax-HE20	MCS0	149	6695	12.02	12.73	15.40	3.0	18.40	≤ 30.00
11ax-HE20	MCS0	181	6855	11.22	12.10	14.69	3.0	17.69	≤ 30.00
11ax-HE20	MCS0	185	6875	11.21	11.82	14.54	3.0	17.54	≤ 30.00
11ax-HE20	MCS0	189	6895	11.49	12.14	14.84	3.0	17.84	≤ 30.00
11ax-HE20	MCS0	213	7015	11.59	12.40	15.02	3.0	18.02	≤ 30.00
11ax-HE20	MCS0	229	7095	11.50	12.72	15.16	3.0	18.16	≤ 30.00
11ax-HE40	MCS0	3	5965	14.40	13.09	16.80	3.0	19.80	≤ 30.00
11ax-HE40	MCS0	43	6165	15.24	14.06	17.70	3.0	20.70	≤ 30.00
11ax-HE40	MCS0	91	6405	15.42	13.14	17.44	3.0	20.44	≤ 30.00
11ax-HE40	MCS0	99	6445	14.72	14.00	17.39	3.0	20.39	≤ 30.00
11ax-HE40	MCS0	107	6485	14.71	14.88	17.81	3.0	20.81	≤ 30.00
11ax-HE40	MCS0	115	6525	13.23	13.70	16.48	3.0	19.48	≤ 30.00
11ax-HE40	MCS0	123	6565	13.74	13.82	16.79	3.0	19.79	≤ 30.00
11ax-HE40	MCS0	147	6685	15.01	15.42	18.23	3.0	21.23	≤ 30.00
11ax-HE40	MCS0	179	6845	15.04	15.33	18.20	3.0	21.20	≤ 30.00
11ax-HE40	MCS0	187	6885	14.69	14.93	17.82	3.0	20.82	≤ 30.00
11ax-HE40	MCS0	195	6925	14.68	14.72	17.71	3.0	20.71	≤ 30.00
11ax-HE40	MCS0	211	7005	14.90	15.14	18.03	3.0	21.03	≤ 30.00
11ax-HE40	MCS0	227	7085	15.52	15.66	18.60	3.0	21.60	≤ 30.00

Test Mode	Data Rate/ MCS	Channel No.	Freq. (MHz)	Average Power (dBm)		Total AV Power (dBm)	Directional Gain (dBi)	EIRP (dBm)	EIRP Limit (dBm)
				Ant 0	Ant 1				
CDD Mode									
11ax-HE80	MCS0	7	5985	18.34	17.72	21.05	3.0	24.05	≤ 30.00
11ax-HE80	MCS0	39	6145	19.27	18.26	21.80	3.0	24.80	≤ 30.00
11ax-HE80	MCS0	87	6385	19.61	17.78	21.80	3.0	24.80	≤ 30.00
11ax-HE80	MCS0	103	6465	18.51	17.92	21.24	3.0	24.24	≤ 30.00
11ax-HE80	MCS0	119	6545	18.81	18.52	21.68	3.0	24.68	≤ 30.00
11ax-HE80	MCS0	135	6625	18.83	18.85	21.85	3.0	24.85	≤ 30.00
11ax-HE80	MCS0	151	6705	19.02	18.91	21.98	3.0	24.98	≤ 30.00
11ax-HE80	MCS0	167	6785	18.72	19.63	22.21	3.0	25.21	≤ 30.00
11ax-HE80	MCS0	183	6865	18.33	18.74	21.55	3.0	24.55	≤ 30.00
11ax-HE80	MCS0	199	6945	18.59	18.69	21.65	3.0	24.65	≤ 30.00
11ax-HE80	MCS0	215	7025	19.04	19.15	22.11	3.0	25.11	≤ 30.00
11ax-HE160	MCS0	15	6025	20.45	19.72	23.11	3.0	26.11	≤ 30.00
11ax-HE160	MCS0	47	6185	22.01	21.12	24.60	3.0	27.60	≤ 30.00
11ax-HE160	MCS0	79	6345	20.38	18.85	22.69	3.0	25.69	≤ 30.00
11ax-HE160	MCS0	111	6505	20.90	20.57	23.75	3.0	26.75	≤ 30.00
11ax-HE160	MCS0	143	6665	20.92	21.35	24.15	3.0	27.15	≤ 30.00
11ax-HE160	MCS0	175	6825	21.70	20.73	24.25	3.0	27.25	≤ 30.00
11ax-HE160	MCS0	207	6985	21.25	20.15	23.75	3.0	26.75	≤ 30.00
11be-EHT20	MCS0	1	5955	11.81	10.73	14.31	3.0	17.31	≤ 30.00
11be-EHT20	MCS0	45	6175	12.60	11.61	15.14	3.0	18.14	≤ 30.00
11be-EHT20	MCS0	93	6415	12.51	10.61	14.67	3.0	17.67	≤ 30.00
11be-EHT20	MCS0	97	6435	12.27	10.78	14.60	3.0	17.60	≤ 30.00
11be-EHT20	MCS0	105	6475	11.64	11.14	14.41	3.0	17.41	≤ 30.00
11be-EHT20	MCS0	113	6515	11.16	12.54	14.91	3.0	17.91	≤ 30.00
11be-EHT20	MCS0	117	6535	11.75	12.13	14.95	3.0	17.95	≤ 30.00
11be-EHT20	MCS0	149	6695	12.15	12.83	15.51	3.0	18.51	≤ 30.00
11be-EHT20	MCS0	181	6855	11.92	12.77	15.38	3.0	18.38	≤ 30.00
11be-EHT20	MCS0	185	6875	11.59	12.32	14.98	3.0	17.98	≤ 30.00
11be-EHT20	MCS0	189	6895	11.95	12.56	15.28	3.0	18.28	≤ 30.00
11be-EHT20	MCS0	213	7015	11.58	12.40	15.02	3.0	18.02	≤ 30.00
11be-EHT20	MCS0	229	7095	12.02	13.18	15.65	3.0	18.65	≤ 30.00

Test Mode	Data Rate/ MCS	Channel No.	Freq. (MHz)	Average Power (dBm)		Total AV Power (dBm)	Directional Gain (dBi)	EIRP (dBm)	EIRP Limit (dBm)
				Ant 0	Ant 1				
CDD Mode									
11be-EHT40	MCS0	3	5965	14.72	13.15	17.02	3.0	20.02	≤ 30.00
11be-EHT40	MCS0	43	6165	15.57	14.45	18.06	3.0	21.06	≤ 30.00
11be-EHT40	MCS0	91	6405	15.24	12.79	17.20	3.0	20.20	≤ 30.00
11be-EHT40	MCS0	99	6445	14.46	13.56	17.04	3.0	20.04	≤ 30.00
11be-EHT40	MCS0	107	6485	14.51	14.66	17.60	3.0	20.60	≤ 30.00
11be-EHT40	MCS0	115	6525	13.52	16.34	18.17	3.0	21.17	≤ 30.00
11be-EHT40	MCS0	123	6565	14.11	16.22	18.30	3.0	21.30	≤ 30.00
11be-EHT40	MCS0	147	6685	14.83	15.17	18.01	3.0	21.01	≤ 30.00
11be-EHT40	MCS0	179	6845	14.85	15.11	17.99	3.0	20.99	≤ 30.00
11be-EHT40	MCS0	187	6885	15.14	14.73	17.95	3.0	20.95	≤ 30.00
11be-EHT40	MCS0	195	6925	14.52	14.49	17.52	3.0	20.52	≤ 30.00
11be-EHT40	MCS0	211	7005	14.58	14.92	17.76	3.0	20.76	≤ 30.00
11be-EHT40	MCS0	227	7085	15.27	15.42	18.36	3.0	21.36	≤ 30.00
11be-EHT80	MCS0	7	5985	18.71	17.33	21.08	3.0	24.08	≤ 30.00
11be-EHT80	MCS0	39	6145	19.54	18.20	21.93	3.0	24.93	≤ 30.00
11be-EHT80	MCS0	87	6385	19.28	17.52	21.50	3.0	24.50	≤ 30.00
11be-EHT80	MCS0	103	6465	18.11	17.74	20.94	3.0	23.94	≤ 30.00
11be-EHT80	MCS0	119	6545	18.75	18.69	21.73	3.0	24.73	≤ 30.00
11be-EHT80	MCS0	135	6625	18.76	18.74	21.76	3.0	24.76	≤ 30.00
11be-EHT80	MCS0	151	6705	18.62	18.84	21.74	3.0	24.74	≤ 30.00
11be-EHT80	MCS0	167	6785	17.74	19.01	21.43	3.0	24.43	≤ 30.00
11be-EHT80	MCS0	183	6865	18.44	19.02	21.75	3.0	24.75	≤ 30.00
11be-EHT80	MCS0	199	6945	18.66	18.93	21.81	3.0	24.81	≤ 30.00
11be-EHT80	MCS0	215	7025	19.02	19.22	22.13	3.0	25.13	≤ 30.00
11be-EHT160	MCS0	15	6025	20.31	19.30	22.84	3.0	25.84	≤ 30.00
11be-EHT160	MCS0	47	6185	21.06	20.14	23.63	3.0	26.63	≤ 30.00
11be-EHT160	MCS0	79	6345	20.52	18.87	22.78	3.0	25.78	≤ 30.00
11be-EHT160	MCS0	111	6505	20.92	20.63	23.79	3.0	26.79	≤ 30.00
11be-EHT160	MCS0	143	6665	21.10	21.45	24.29	3.0	27.29	≤ 30.00
11be-EHT160	MCS0	175	6825	21.88	20.80	24.38	3.0	27.38	≤ 30.00
11be-EHT160	MCS0	207	6985	21.37	20.12	23.80	3.0	26.80	≤ 30.00

Test Mode	Data Rate/ MCS	Channel No.	Freq. (MHz)	Average Power (dBm)		Total AV Power (dBm)	Directional Gain (dBi)	EIRP (dBm)	EIRP Limit (dBm)
				Ant 0	Ant 1				
CDD Mode									
11be-EHT320	MCS0	31	6105	23.63	21.45	25.69	3.0	28.69	≤ 30.00
11be-EHT320	MCS0	63	6265	21.17	20.68	23.94	3.0	26.94	≤ 30.00
11be-EHT320	MCS0	95	6425	21.84	20.38	24.18	3.0	27.18	≤ 30.00
11be-EHT320	MCS0	127	6585	22.42	21.61	25.04	3.0	28.04	≤ 30.00
11be-EHT320	MCS0	159	6745	22.08	21.69	24.90	3.0	27.90	≤ 30.00
11be-EHT320	MCS0	191	6905	18.57	18.65	21.62	3.0	24.62	≤ 30.00

Note 1: Total Average Power (dBm) = $10*\log \{10^{(\text{Ant 0 Average Power /10})} + 10^{(\text{Ant 1 Average Power /10})}\}$.

Note 2: EIRP (dBm) = Total Average Power (dBm) + Directional Gain (dBi).

6.4. Power Spectral Density

6.4.1. Test Limit

For an indoor access point operating in the 5.925-7.125 GHz band, the maximum power spectral density must not exceed 5 dBm e.i.r.p. in any 1-megahertz band.

For a subordinate device operating under the control of an indoor access point in the 5.925-7.125 GHz band, the maximum power spectral density must not exceed 5 dBm e.i.r.p in any 1-megahertz band.

6.4.2. Test Procedure Used

KDB 789033 D02v02r01-SectionF

6.4.3. Test Setting

1. Analyzer was set to the center frequency of the UNII channel under investigation
2. Span was set to encompass the entire 26dB EBW of the signal.
3. RBW = 1MHz
4. VBW = 3MHz
5. Number of sweep points ≥ 2 × (span / RBW)
6. Detector = power averaging (Average)
7. Sweep time = auto
8. Trigger = free run
9. Use the peak search function on the instrument to find the peak of the spectrum and record its value.
10. Add 10*log(1/x), where x is the duty cycle, to the measured power in order to compute the average power during the actual transmission times (because the measurement represents an average over both the on and off times of the transmission). For example, add 10*log(1/0.25) = 6 dB if the duty cycle is 25 percent.

6.4.4. Test Setup

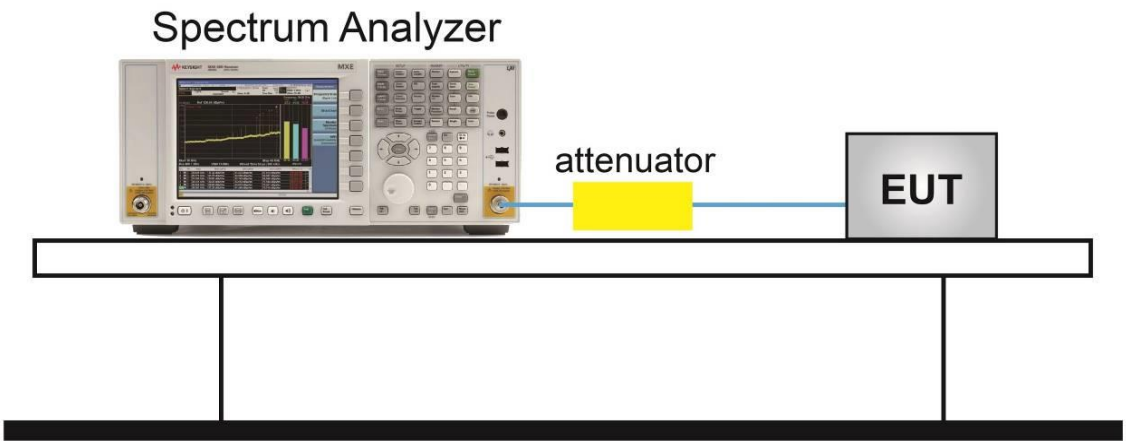

6.4.5. Test Result

Test Site	SR6	Test Engineer	Owen
Test Date	2024/1/9~2024/1/11	Test Mode	Nss=1

Test Mode	Data Rate/ MCS	Channel No.	Freq. (MHz)	PSD (dBm/MHz)		Duty Cycle (%)	EIRP PSD (dBm/MHz)	EIRP PSD Limit (dBm/MHz)
				Ant 0	Ant 1			
11ax-HE20	MCS0	1	5955	-4.733	-4.695	94.63%	4.55	≤ 5.00
11ax-HE20	MCS0	45	6175	-4.102	-5.033	94.63%	4.72	≤ 5.00
11ax-HE20	MCS0	93	6415	-3.640	-5.536	94.63%	4.77	≤ 5.00
11ax-HE20	MCS0	97	6435	-4.088	-5.259	94.63%	4.63	≤ 5.00
11ax-HE20	MCS0	105	6475	-4.298	-4.841	94.63%	4.70	≤ 5.00
11ax-HE20	MCS0	113	6515	-5.783	-4.728	94.63%	4.04	≤ 5.00
11ax-HE20	MCS0	117	6535	-4.938	-5.988	94.63%	3.83	≤ 5.00
11ax-HE20	MCS0	149	6695	-4.536	-4.205	94.63%	4.89	≤ 5.00
11ax-HE20	MCS0	181	6855	-4.444	-4.682	94.63%	4.70	≤ 5.00
11ax-HE20	MCS0	185	6875	-4.287	-4.794	94.63%	4.73	≤ 5.00
11ax-HE20	MCS0	189	6895	-4.293	-4.667	94.63%	4.78	≤ 5.00
11ax-HE20	MCS0	213	7015	-4.257	-4.469	94.63%	4.90	≤ 5.00
11ax-HE20	MCS0	229	7095	-4.549	-4.206	94.63%	4.89	≤ 5.00
11ax-HE40	MCS0	3	5965	-4.145	-5.017	96.14%	4.63	≤ 5.00
11ax-HE40	MCS0	43	6165	-3.769	-5.308	96.14%	4.72	≤ 5.00
11ax-HE40	MCS0	91	6405	-3.733	-5.647	96.14%	4.61	≤ 5.00
11ax-HE40	MCS0	99	6445	-4.273	-5.040	96.14%	4.55	≤ 5.00
11ax-HE40	MCS0	107	6485	-4.338	-4.308	96.14%	4.87	≤ 5.00
11ax-HE40	MCS0	115	6525	-4.342	-4.332	96.14%	4.85	≤ 5.00
11ax-HE40	MCS0	123	6565	-4.794	-4.018	96.14%	4.80	≤ 5.00
11ax-HE40	MCS0	147	6685	-4.720	-4.292	96.14%	4.69	≤ 5.00
11ax-HE40	MCS0	179	6845	-4.569	-4.025	96.14%	4.90	≤ 5.00
11ax-HE40	MCS0	187	6885	-4.366	-4.209	96.14%	4.90	≤ 5.00
11ax-HE40	MCS0	195	6925	-4.910	-4.343	96.14%	4.57	≤ 5.00
11ax-HE40	MCS0	211	7005	-5.038	-3.951	96.14%	4.73	≤ 5.00
11ax-HE40	MCS0	227	7085	-4.842	-3.899	96.14%	4.85	≤ 5.00

Test Mode	Data Rate/ MCS	Channel No.	Freq. (MHz)	PSD (dBm/MHz)		Duty Cycle (%)	EIRP PSD (dBm/MHz)	EIRP PSD Limit (dBm/MHz)
				Ant 0	Ant 1			
11ax-HE80	MCS0	7	5985	-3.805	-5.028	94.34%	4.90	≤ 5.00
11ax-HE80	MCS0	39	6145	-3.909	-4.863	94.34%	4.91	≤ 5.00
11ax-HE80	MCS0	87	6385	-3.456	-5.590	94.34%	4.88	≤ 5.00
11ax-HE80	MCS0	103	6465	-4.556	-4.706	94.34%	4.64	≤ 5.00
11ax-HE80	MCS0	119	6545	-5.864	-4.283	94.34%	4.27	≤ 5.00
11ax-HE80	MCS0	135	6625	-5.236	-4.016	94.34%	4.69	≤ 5.00
11ax-HE80	MCS0	151	6705	-4.892	-3.914	94.34%	4.90	≤ 5.00
11ax-HE80	MCS0	167	6785	-4.940	-4.065	94.34%	4.79	≤ 5.00
11ax-HE80	MCS0	183	6865	-4.773	-4.131	94.34%	4.83	≤ 5.00
11ax-HE80	MCS0	199	6945	-4.262	-4.489	94.34%	4.90	≤ 5.00
11ax-HE80	MCS0	215	7025	-4.303	-4.403	94.34%	4.92	≤ 5.00
11ax-HE160	MCS0	15	6025	-4.417	-4.723	94.37%	4.70	≤ 5.00
11ax-HE160	MCS0	47	6185	-4.165	-4.744	94.37%	4.83	≤ 5.00
11ax-HE160	MCS0	79	6345	-4.238	-4.570	94.37%	4.87	≤ 5.00
11ax-HE160	MCS0	111	6505	-4.500	-4.218	94.37%	4.92	≤ 5.00
11ax-HE160	MCS0	143	6665	-5.411	-4.135	94.37%	4.55	≤ 5.00
11ax-HE160	MCS0	175	6825	-5.532	-4.100	94.37%	4.52	≤ 5.00
11ax-HE160	MCS0	207	6985	-4.548	-4.221	94.37%	4.89	≤ 5.00
11be-EHT20	MCS0	1	5955	-4.508	-4.525	94.47%	4.75	≤ 5.00
11be-EHT20	MCS0	45	6175	-3.828	-4.998	94.47%	4.89	≤ 5.00
11be-EHT20	MCS0	93	6415	-3.680	-5.305	94.47%	4.85	≤ 5.00
11be-EHT20	MCS0	97	6435	-4.275	-4.780	94.47%	4.75	≤ 5.00
11be-EHT20	MCS0	105	6475	-4.512	-4.442	94.47%	4.79	≤ 5.00
11be-EHT20	MCS0	113	6515	-5.905	-3.234	94.47%	4.90	≤ 5.00
11be-EHT20	MCS0	117	6535	-5.782	-3.333	94.47%	4.88	≤ 5.00
11be-EHT20	MCS0	149	6695	-4.549	-4.200	94.47%	4.90	≤ 5.00
11be-EHT20	MCS0	181	6855	-4.502	-4.448	94.47%	4.79	≤ 5.00
11be-EHT20	MCS0	185	6875	-4.255	-4.543	94.47%	4.87	≤ 5.00
11be-EHT20	MCS0	189	6895	-4.248	-4.635	94.47%	4.83	≤ 5.00
11be-EHT20	MCS0	213	7015	-4.417	-4.309	94.47%	4.90	≤ 5.00
11be-EHT20	MCS0	229	7095	-4.455	-4.290	94.47%	4.90	≤ 5.00

Test Mode	Data Rate/ MCS	Channel No.	Freq. (MHz)	PSD (dBm/MHz)		Duty Cycle (%)	EIRP PSD (dBm/MHz)	EIRP PSD Limit (dBm/MHz)
				Ant 0	Ant 1			
11be-EHT40	MCS0	3	5965	-3.803	-4.929	95.57%	4.89	≤ 5.00
11be-EHT40	MCS0	43	6165	-3.777	-5.070	95.57%	4.84	≤ 5.00
11be-EHT40	MCS0	91	6405	-3.779	-5.493	95.57%	4.67	≤ 5.00
11be-EHT40	MCS0	99	6445	-3.832	-4.987	95.57%	4.85	≤ 5.00
11be-EHT40	MCS0	107	6485	-4.204	-4.471	95.57%	4.88	≤ 5.00
11be-EHT40	MCS0	115	6525	-3.744	-5.819	95.57%	4.56	≤ 5.00
11be-EHT40	MCS0	123	6565	-4.729	-4.126	95.57%	4.80	≤ 5.00
11be-EHT40	MCS0	147	6685	-4.839	-4.386	95.57%	4.61	≤ 5.00
11be-EHT40	MCS0	179	6845	-5.089	-4.159	95.57%	4.62	≤ 5.00
11be-EHT40	MCS0	187	6885	-4.857	-3.972	95.57%	4.83	≤ 5.00
11be-EHT40	MCS0	195	6925	-5.002	-3.937	95.57%	4.78	≤ 5.00
11be-EHT40	MCS0	211	7005	-4.939	-3.848	95.57%	4.86	≤ 5.00
11be-EHT40	MCS0	227	7085	-4.669	-4.106	95.57%	4.84	≤ 5.00
11be-EHT80	MCS0	7	5985	-3.891	-5.032	93.14%	4.91	≤ 5.00
11be-EHT80	MCS0	39	6145	-3.733	-5.367	93.14%	4.86	≤ 5.00
11be-EHT80	MCS0	87	6385	-3.811	-5.740	93.14%	4.66	≤ 5.00
11be-EHT80	MCS0	103	6465	-4.578	-4.302	93.14%	4.89	≤ 5.00
11be-EHT80	MCS0	119	6545	-5.470	-4.285	93.14%	4.49	≤ 5.00
11be-EHT80	MCS0	135	6625	-4.971	-3.942	93.14%	4.90	≤ 5.00
11be-EHT80	MCS0	151	6705	-5.168	-4.058	93.14%	4.75	≤ 5.00
11be-EHT80	MCS0	167	6785	-5.121	-3.922	93.14%	4.85	≤ 5.00
11be-EHT80	MCS0	183	6865	-4.585	-4.337	93.14%	4.87	≤ 5.00
11be-EHT80	MCS0	199	6945	-4.410	-4.541	93.14%	4.85	≤ 5.00
11be-EHT80	MCS0	215	7025	-4.710	-4.527	93.14%	4.71	≤ 5.00
11be-EHT160	MCS0	15	6025	-4.439	-4.389	93.64%	4.89	≤ 5.00
11be-EHT160	MCS0	47	6185	-4.321	-4.513	93.64%	4.89	≤ 5.00
11be-EHT160	MCS0	79	6345	-4.281	-4.694	93.64%	4.82	≤ 5.00
11be-EHT160	MCS0	111	6505	-4.966	-4.079	93.64%	4.81	≤ 5.00
11be-EHT160	MCS0	143	6665	-5.333	-4.208	93.64%	4.57	≤ 5.00
11be-EHT160	MCS0	175	6825	-5.572	-3.866	93.64%	4.67	≤ 5.00
11be-EHT160	MCS0	207	6985	-4.782	-4.528	93.64%	4.65	≤ 5.00

Test Mode	Data Rate/ MCS	Channel No.	Freq. (MHz)	PSD (dBm/MHz)		Duty Cycle (%)	EIRP PSD (dBm/MHz)	EIRP PSD Limit (dBm/MHz)
				Ant 0	Ant 1			
11be-EHT320	MCS0	31	6105	-3.613	-5.251	95.24%	4.88	≤ 5.00
11be-EHT320	MCS0	63	6265	-4.476	-4.208	95.24%	4.89	≤ 5.00
11be-EHT320	MCS0	95	6425	-5.044	-4.301	95.24%	4.58	≤ 5.00
11be-EHT320	MCS0	127	6585	-4.421	-4.358	95.24%	4.84	≤ 5.00
11be-EHT320	MCS0	159	6745	-5.378	-3.508	95.24%	4.89	≤ 5.00
11be-EHT320	MCS0	191	6905	-4.315	-4.321	95.24%	4.91	≤ 5.00

Note 1: Total PSD (dBm/MHz) = $10*\log \{10^{(\text{Ant 0 PSD}/10)} + 10^{(\text{Ant 1 PSD}/10)}\}$

Note 2: When EUT duty cycle < 98%, EIRP PSD (dBm/MHz) = Total PSD (dBm/MHz) + 10*log (1/Duty Cycle) + Directional Gain (dBi).

Test Site	SR6	Test Engineer	Owen
Test Date	2024/1/12~2024/1/29	Test Mode	Nss=2

Test Mode	Data Rate/ MCS	Channel No.	Freq. (MHz)	PSD (dBm/MHz)		Duty Cycle (%)	EIRP PSD (dBm/MHz)	EIRP PSD Limit (dBm/MHz)
				Ant 0	Ant 1			
11ax-HE20	MCS0	1	5955	-0.853	-1.958	94.63%	4.88	≤ 5.00
11ax-HE20	MCS0	45	6175	-1.151	-1.823	94.63%	4.78	≤ 5.00
11ax-HE20	MCS0	93	6415	-0.761	-2.449	94.63%	4.73	≤ 5.00
11ax-HE20	MCS0	97	6435	-0.605	-2.243	94.63%	4.90	≤ 5.00
11ax-HE20	MCS0	105	6475	-1.213	-1.613	94.63%	4.84	≤ 5.00
11ax-HE20	MCS0	113	6515	-1.895	-0.892	94.63%	4.89	≤ 5.00
11ax-HE20	MCS0	117	6535	-1.401	-1.260	94.63%	4.92	≤ 5.00
11ax-HE20	MCS0	149	6695	-1.603	-1.104	94.63%	4.90	≤ 5.00
11ax-HE20	MCS0	181	6855	-1.564	-1.217	94.63%	4.86	≤ 5.00
11ax-HE20	MCS0	185	6875	-1.530	-1.736	94.63%	4.62	≤ 5.00
11ax-HE20	MCS0	189	6895	-1.517	-1.386	94.63%	4.80	≤ 5.00
11ax-HE20	MCS0	213	7015	-1.943	-1.320	94.63%	4.63	≤ 5.00
11ax-HE20	MCS0	229	7095	-2.167	-1.021	94.63%	4.69	≤ 5.00
11ax-HE40	MCS0	3	5965	-1.042	-2.209	96.14%	4.59	≤ 5.00
11ax-HE40	MCS0	43	6165	-1.131	-2.044	96.14%	4.62	≤ 5.00
11ax-HE40	MCS0	91	6405	-0.269	-3.158	96.14%	4.70	≤ 5.00
11ax-HE40	MCS0	99	6445	-1.113	-1.994	96.14%	4.65	≤ 5.00
11ax-HE40	MCS0	107	6485	-1.586	-1.290	96.14%	4.75	≤ 5.00
11ax-HE40	MCS0	115	6525	-2.744	-2.138	96.14%	3.75	≤ 5.00
11ax-HE40	MCS0	123	6565	-2.655	-2.456	96.14%	3.63	≤ 5.00
11ax-HE40	MCS0	147	6685	-1.589	-1.401	96.14%	4.69	≤ 5.00
11ax-HE40	MCS0	179	6845	-1.324	-1.224	96.14%	4.91	≤ 5.00
11ax-HE40	MCS0	187	6885	-1.326	-1.351	96.14%	4.84	≤ 5.00
11ax-HE40	MCS0	195	6925	-1.259	-1.612	96.14%	4.75	≤ 5.00
11ax-HE40	MCS0	211	7005	-1.349	-1.490	96.14%	4.76	≤ 5.00
11ax-HE40	MCS0	227	7085	-1.304	-1.284	96.14%	4.89	≤ 5.00

Test Mode	Data Rate/ MCS	Channel No.	Freq. (MHz)	PSD (dBm/MHz)		Duty Cycle (%)	EIRP PSD (dBm/MHz)	EIRP PSD Limit (dBm/MHz)
				Ant 0	Ant 1			
11ax-HE80	MCS0	7	5985	-1.236	-1.558	94.34%	4.87	≤ 5.00
11ax-HE80	MCS0	39	6145	-1.027	-1.984	94.34%	4.78	≤ 5.00
11ax-HE80	MCS0	87	6385	-0.901	-2.724	94.34%	4.55	≤ 5.00
11ax-HE80	MCS0	103	6465	-1.383	-2.126	94.34%	4.52	≤ 5.00
11ax-HE80	MCS0	119	6545	-1.726	-1.552	94.34%	4.63	≤ 5.00
11ax-HE80	MCS0	135	6625	-1.674	-1.567	94.34%	4.64	≤ 5.00
11ax-HE80	MCS0	151	6705	-1.324	-1.460	94.37%	4.87	≤ 5.00
11ax-HE80	MCS0	167	6785	-1.923	-0.956	94.34%	4.85	≤ 5.00
11ax-HE80	MCS0	183	6865	-1.624	-1.164	94.34%	4.88	≤ 5.00
11ax-HE80	MCS0	199	6945	-1.493	-1.877	94.34%	4.58	≤ 5.00
11ax-HE80	MCS0	215	7025	-1.385	-1.441	94.34%	4.85	≤ 5.00
11ax-HE160	MCS0	15	6025	-1.505	-3.121	94.37%	4.02	≤ 5.00
11ax-HE160	MCS0	47	6185	-0.829	-1.929	94.37%	4.92	≤ 5.00
11ax-HE160	MCS0	79	6345	-2.099	-2.839	94.37%	3.81	≤ 5.00
11ax-HE160	MCS0	111	6505	-1.588	-1.601	94.37%	4.67	≤ 5.00
11ax-HE160	MCS0	143	6665	-1.762	-1.459	94.37%	4.65	≤ 5.00
11ax-HE160	MCS0	175	6825	-0.997	-1.928	94.37%	4.82	≤ 5.00
11ax-HE160	MCS0	207	6985	-2.234	-3.230	94.37%	3.56	≤ 5.00
11be-EHT20	MCS0	1	5955	-0.881	-1.969	94.47%	4.87	≤ 5.00
11be-EHT20	MCS0	45	6175	-0.828	-2.043	94.47%	4.86	≤ 5.00
11be-EHT20	MCS0	93	6415	-0.366	-2.807	94.47%	4.84	≤ 5.00
11be-EHT20	MCS0	97	6435	-0.655	-2.229	94.47%	4.89	≤ 5.00
11be-EHT20	MCS0	105	6475	-1.369	-1.542	94.47%	4.80	≤ 5.00
11be-EHT20	MCS0	113	6515	-1.880	-1.218	94.47%	4.72	≤ 5.00
11be-EHT20	MCS0	117	6535	-1.465	-1.357	94.47%	4.85	≤ 5.00
11be-EHT20	MCS0	149	6695	-1.658	-1.304	94.47%	4.78	≤ 5.00
11be-EHT20	MCS0	181	6855	-1.431	-1.294	94.47%	4.90	≤ 5.00
11be-EHT20	MCS0	185	6875	-1.414	-1.425	94.47%	4.84	≤ 5.00
11be-EHT20	MCS0	189	6895	-1.441	-1.232	94.47%	4.92	≤ 5.00
11be-EHT20	MCS0	213	7015	-1.744	-1.596	94.47%	4.59	≤ 5.00
11be-EHT20	MCS0	229	7095	-1.711	-1.014	94.47%	4.91	≤ 5.00

Test Mode	Data Rate/ MCS	Channel No.	Freq. (MHz)	PSD (dBm/MHz)		Duty Cycle (%)	EIRP PSD (dBm/MHz)	EIRP PSD Limit (dBm/MHz)
				Ant 0	Ant 1			
11be-EHT40	MCS0	3	5965	-0.595	-2.244	95.57%	4.87	≤ 5.00
11be-EHT40	MCS0	43	6165	-0.670	-2.153	95.57%	4.86	≤ 5.00
11be-EHT40	MCS0	91	6405	-0.456	-3.347	95.57%	4.54	≤ 5.00
11be-EHT40	MCS0	99	6445	-1.137	-2.258	95.57%	4.55	≤ 5.00
11be-EHT40	MCS0	107	6485	-1.148	-1.495	95.57%	4.89	≤ 5.00
11be-EHT40	MCS0	115	6525	-2.752	-0.227	95.57%	4.90	≤ 5.00
11be-EHT40	MCS0	123	6565	-2.392	-0.474	95.57%	4.88	≤ 5.00
11be-EHT40	MCS0	147	6685	-1.792	-1.506	95.57%	4.56	≤ 5.00
11be-EHT40	MCS0	179	6845	-1.176	-1.418	95.57%	4.91	≤ 5.00
11be-EHT40	MCS0	187	6885	-1.017	-1.810	95.57%	4.81	≤ 5.00
11be-EHT40	MCS0	195	6925	-1.142	-2.049	95.57%	4.64	≤ 5.00
11be-EHT40	MCS0	211	7005	-1.505	-1.543	95.57%	4.68	≤ 5.00
11be-EHT40	MCS0	227	7085	-1.302	-1.328	95.57%	4.89	≤ 5.00
11be-EHT80	MCS0	7	5985	-1.311	-2.210	93.14%	4.58	≤ 5.00
11be-EHT80	MCS0	39	6145	-0.695	-2.415	93.14%	4.85	≤ 5.00
11be-EHT80	MCS0	87	6385	-0.913	-2.084	93.14%	4.86	≤ 5.00
11be-EHT80	MCS0	103	6465	-1.453	-1.561	93.14%	4.81	≤ 5.00
11be-EHT80	MCS0	119	6545	-1.502	-1.442	93.14%	4.85	≤ 5.00
11be-EHT80	MCS0	135	6625	-1.650	-1.536	93.14%	4.73	≤ 5.00
11be-EHT80	MCS0	151	6705	-1.712	-1.159	93.14%	4.89	≤ 5.00
11be-EHT80	MCS0	167	6785	-2.539	-1.110	93.14%	4.55	≤ 5.00
11be-EHT80	MCS0	183	6865	-1.973	-1.132	93.14%	4.79	≤ 5.00
11be-EHT80	MCS0	199	6945	-1.332	-1.657	93.14%	4.83	≤ 5.00
11be-EHT80	MCS0	215	7025	-1.505	-1.392	93.14%	4.87	≤ 5.00
11be-EHT160	MCS0	15	6025	-1.882	-3.122	93.64%	3.84	≤ 5.00
11be-EHT160	MCS0	47	6185	-1.546	-1.944	93.64%	4.56	≤ 5.00
11be-EHT160	MCS0	79	6345	-2.021	-3.416	93.64%	3.63	≤ 5.00
11be-EHT160	MCS0	111	6505	-1.490	-1.608	93.64%	4.75	≤ 5.00
11be-EHT160	MCS0	143	6665	-1.888	-1.259	93.64%	4.73	≤ 5.00
11be-EHT160	MCS0	175	6825	-1.221	-1.653	93.64%	4.86	≤ 5.00
11be-EHT160	MCS0	207	6985	-2.261	-2.432	93.64%	3.95	≤ 5.00

Test Mode	Data Rate/ MCS	Channel No.	Freq. (MHz)	PSD (dBm/MHz)		Duty Cycle (%)	EIRP PSD (dBm/MHz)	EIRP PSD Limit (dBm/MHz)
				Ant 0	Ant 1			
be-EHT320	MCS0	31	6105	-1.418	-3.227	95.24%	3.99	≤ 5.00
be-EHT320	MCS0	63	6265	-3.502	-3.716	95.24%	2.61	≤ 5.00
be-EHT320	MCS0	95	6425	-2.828	-2.671	95.24%	3.47	≤ 5.00
be-EHT320	MCS0	127	6585	-3.085	-2.876	95.24%	3.24	≤ 5.00
be-EHT320	MCS0	159	6745	-2.475	-1.818	95.24%	4.09	≤ 5.00
be-EHT320	MCS0	191	6905	-6.503	-5.537	95.24%	0.23	≤ 5.00

Note 1: Total PSD (dBm/MHz) = $10*\log \{10^{(\text{Ant 0 PSD}/10)} + 10^{(\text{Ant 1 PSD}/10)}\}$

Note 2: When EUT duty cycle < 98%, EIRP PSD (dBm/MHz) = Total PSD (dBm/MHz) + 10*log (1/Duty Cycle) + Directional Gain (dBi).

802.11ax-HE20 Power Spectral Density- Ant 0 (Nss = 1)

Channel 01 (5955MHz)

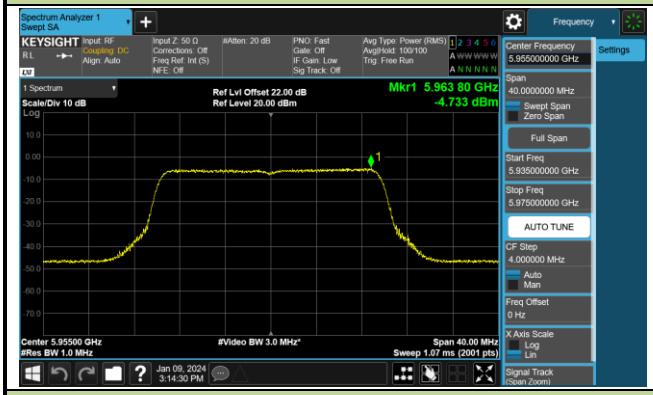

Channel 45 (6175MHz)

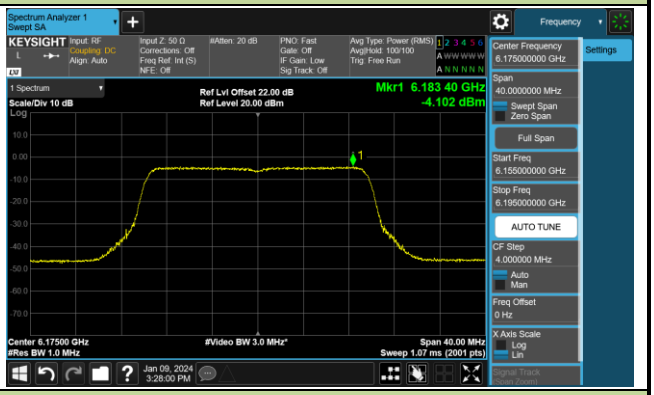

Channel 93 (6415MHz)

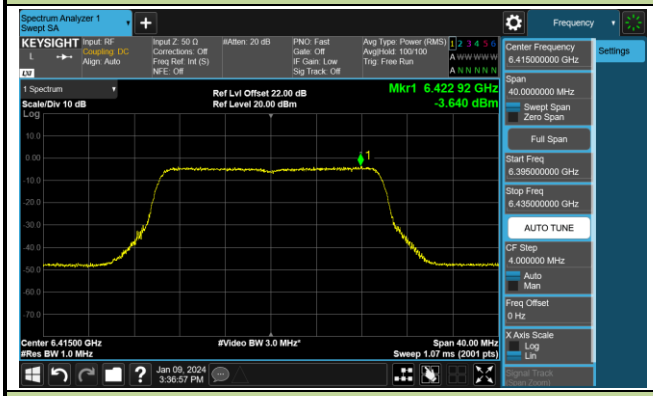

Channel 97 (6435MHz)

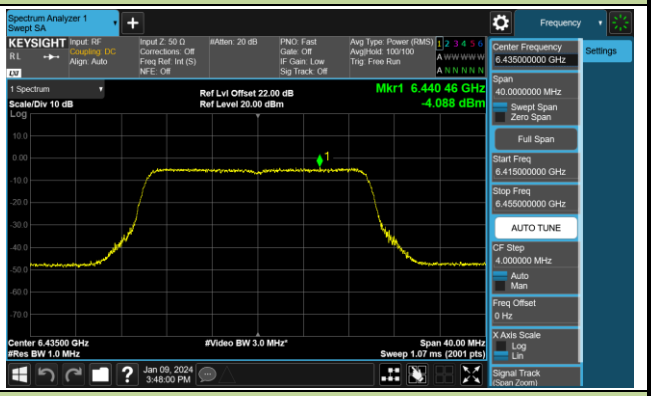

Channel 105 (6475MHz)

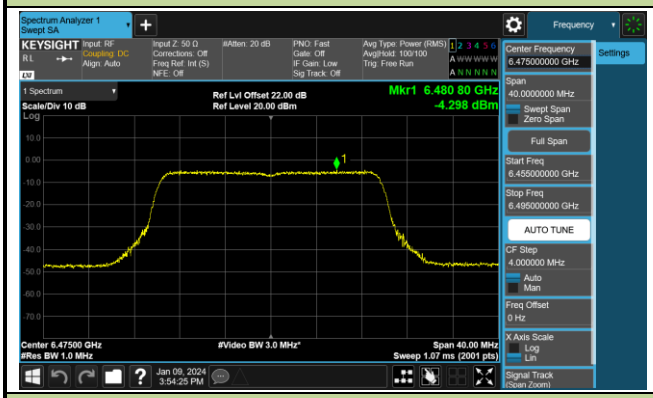

Channel 113 (6515MHz)

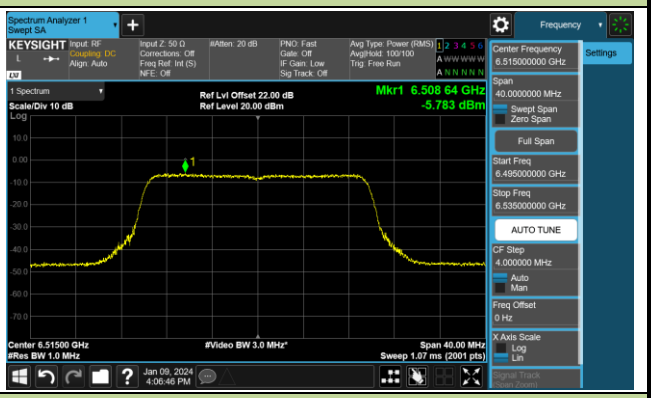

Channel 117 (6535MHz)

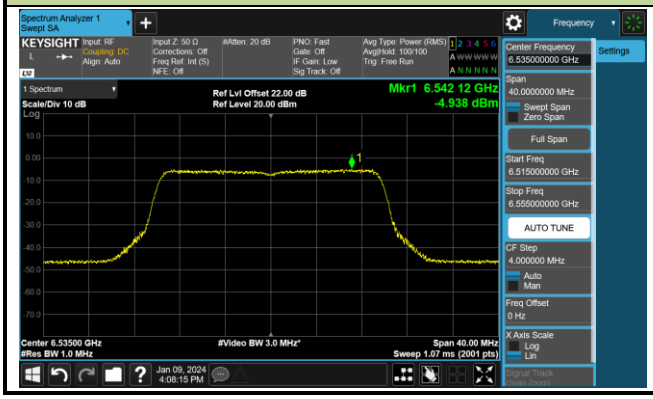

Channel 149 (6695MHz)

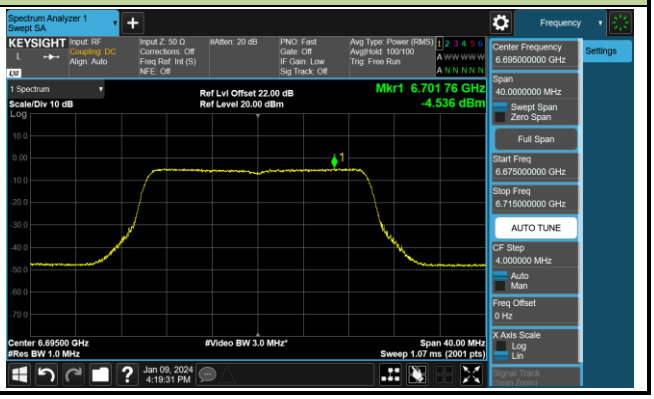

802.11ax-HE20 Power Spectral Density- Ant 0 (Nss = 1)	
Channel 181 (6855MHz)	Channel 185 (6875MHz)
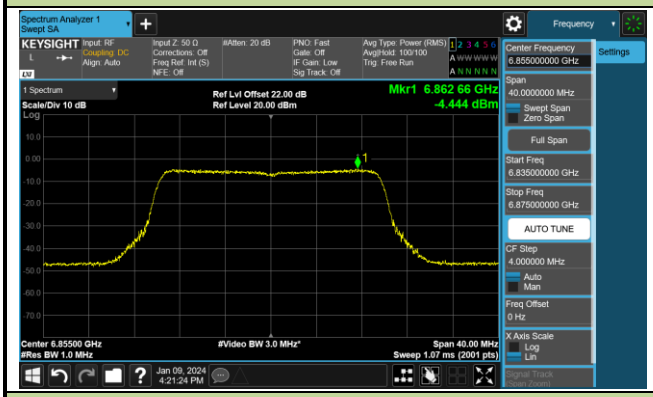	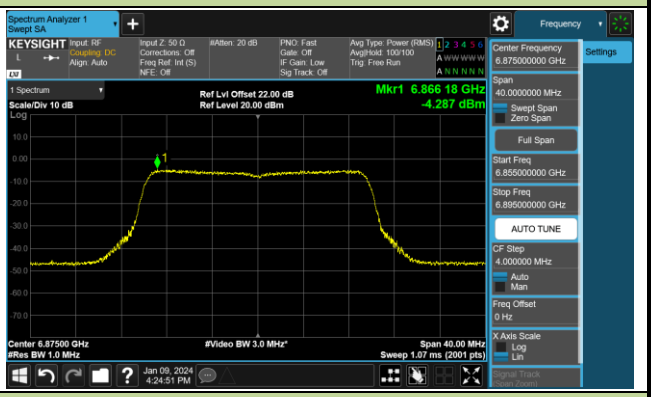
Channel 189 (6895MHz)	Channel 213 (7015MHz)
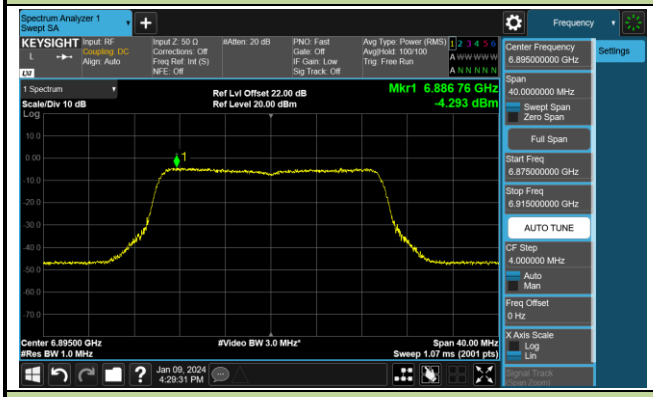	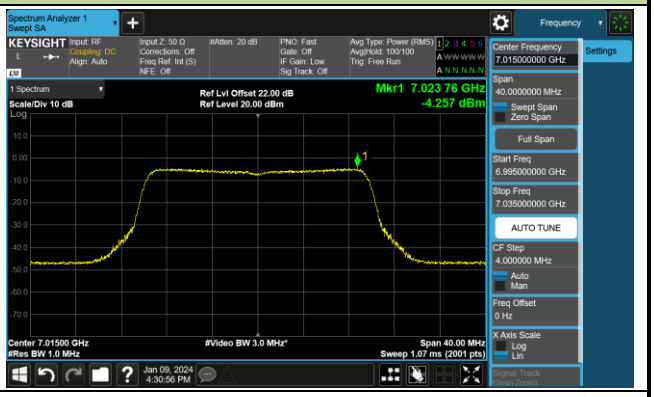
Channel 229 (7095MHz)	
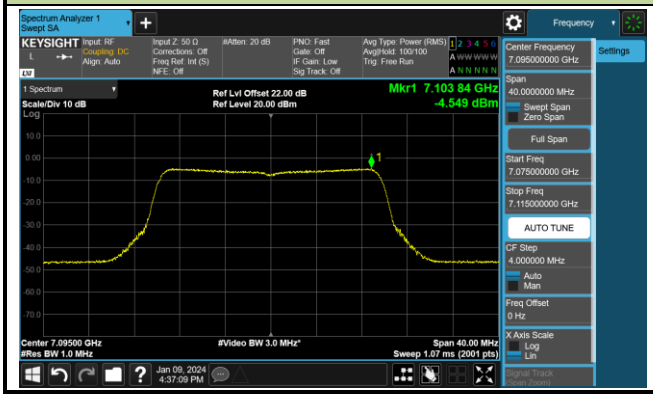	

802.11ax-HE40 Power Spectral Density- Ant 0 (Nss = 1)

Channel 03 (5965MHz)

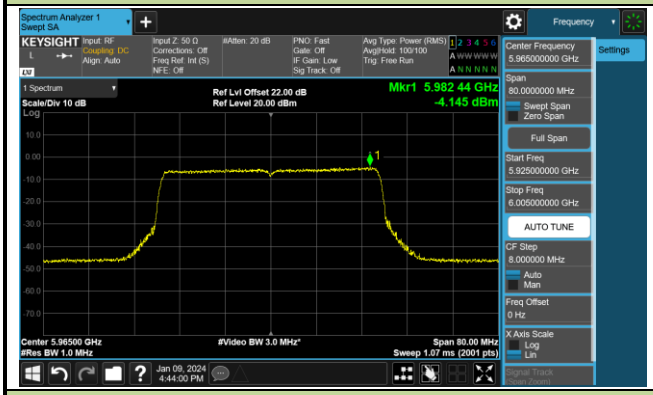

Channel 43 (6165MHz)

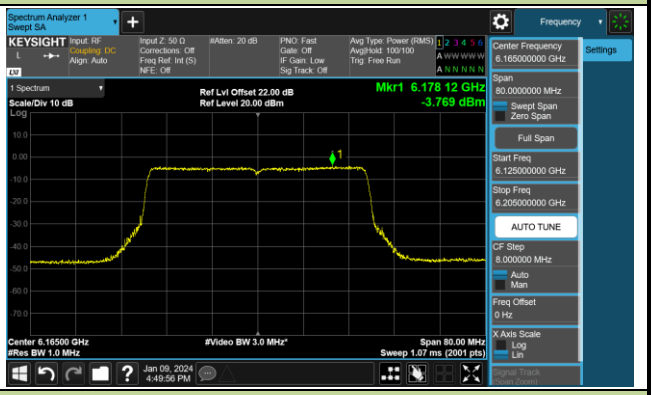

Channel 91 (6405MHz)

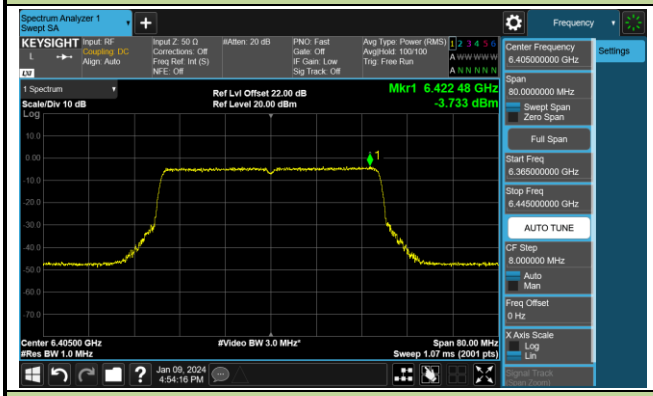

Channel 99 (6445MHz)

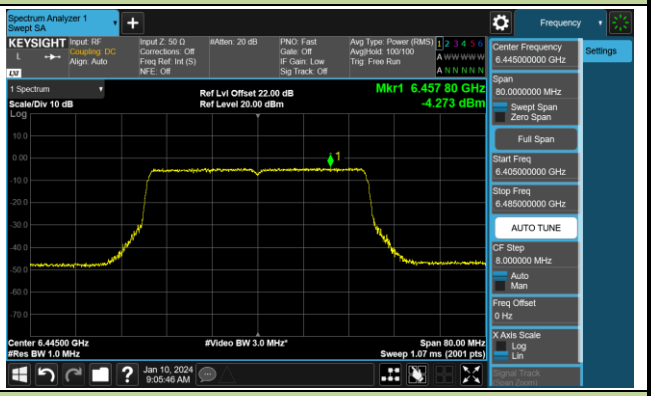

Channel 107 (6485MHz)

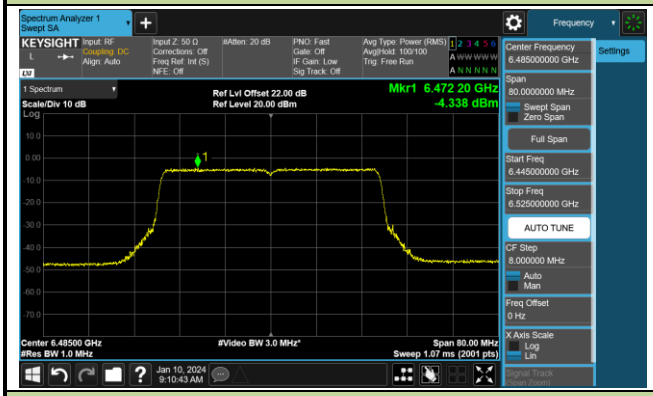

Channel 115 (6525MHz)

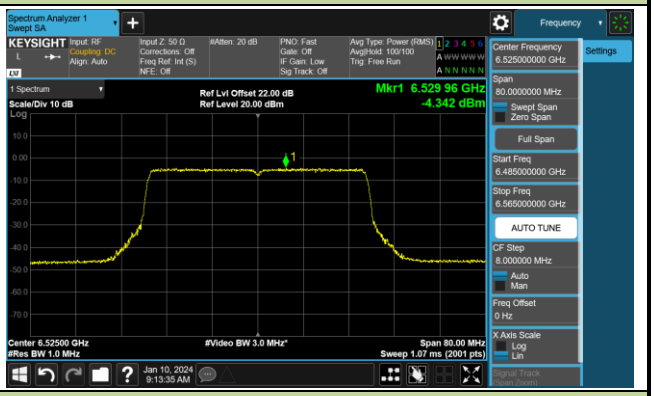

Channel 123 (6565MHz)

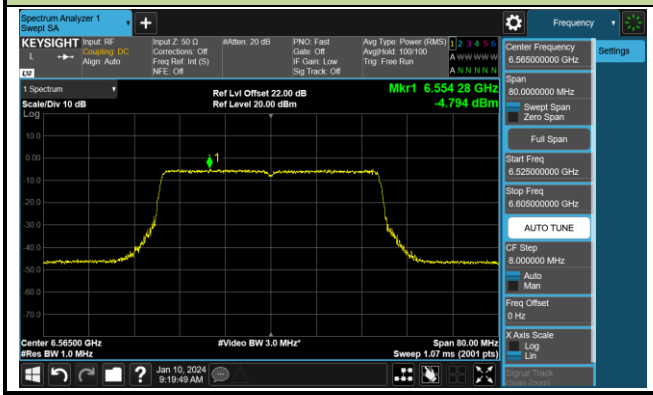

Channel 147 (6685MHz)

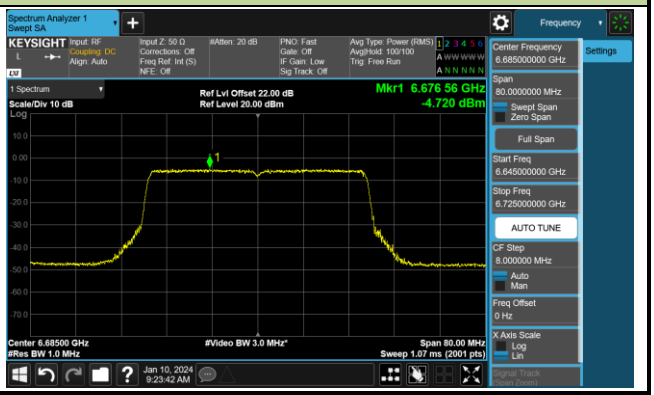

802.11ax-HE40 Power Spectral Density- Ant 0 (Nss = 1)	
Channel 179 (6845MHz)	Channel 187 (6885MHz)
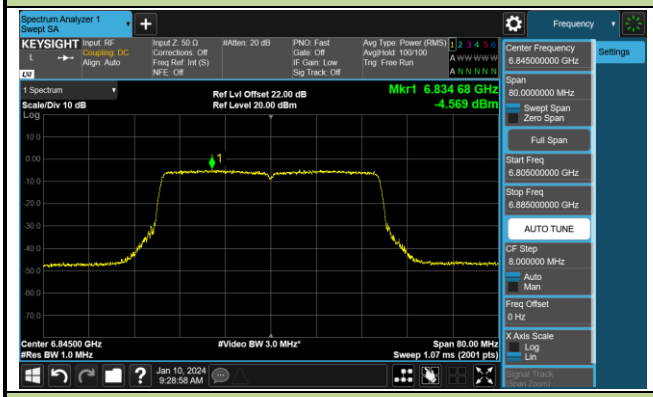	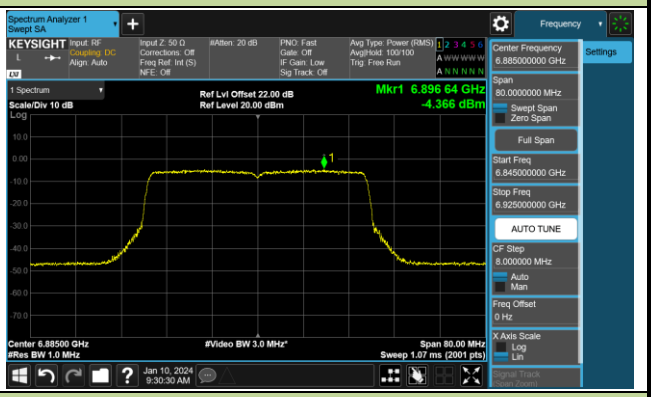
Channel 195 (6925MHz)	Channel 211 (7005MHz)
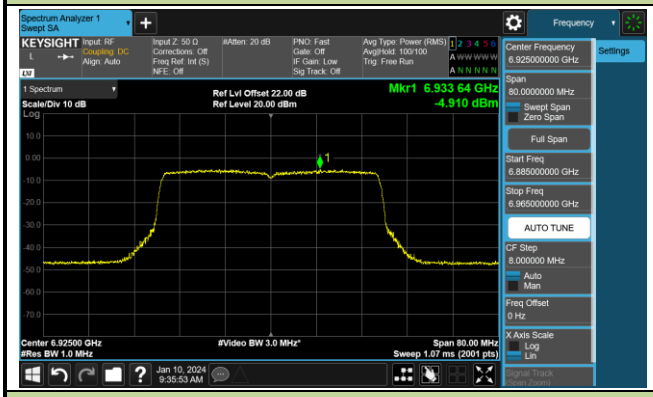	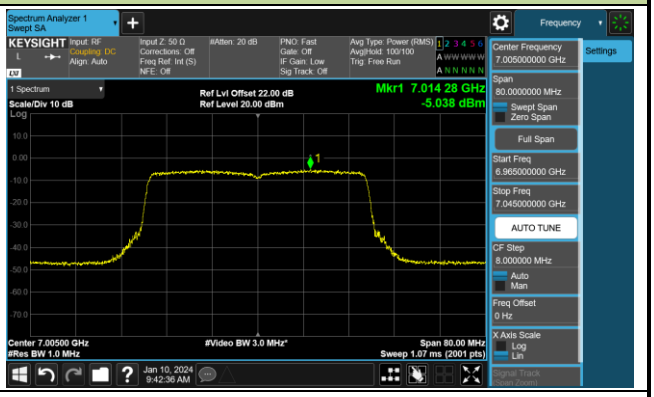
Channel 227 (7085MHz)	
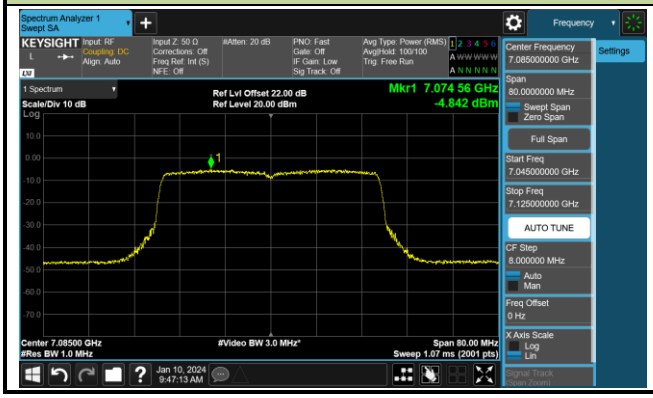	

802.11ax-HE80 Power Spectral Density- Ant 0 (Nss = 1)

Channel 07 (5985MHz)

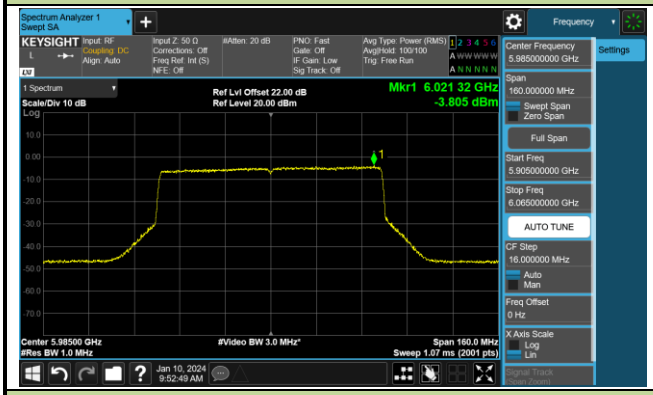

Channel 39 (6145MHz)

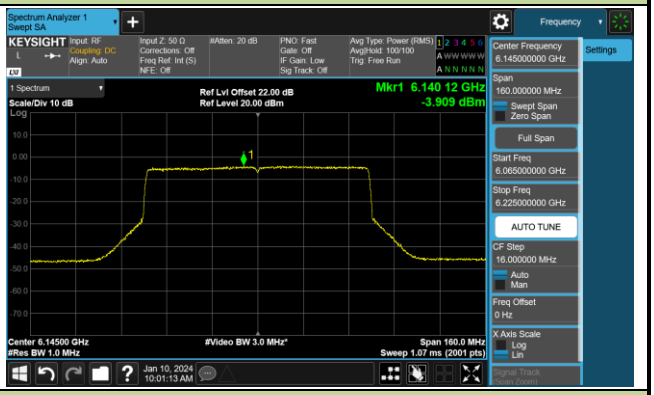

Channel 87 (6385MHz)

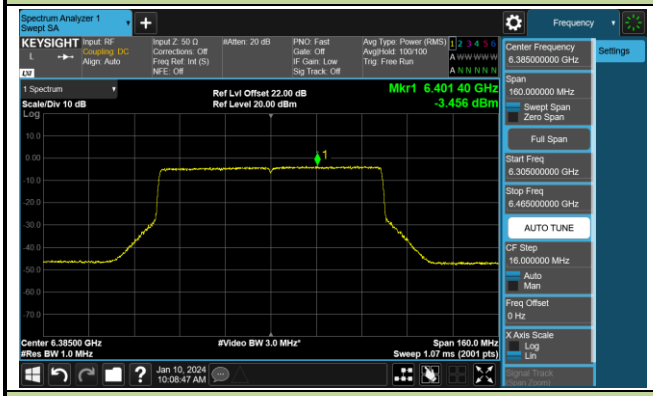

Channel 103 (6465MHz)

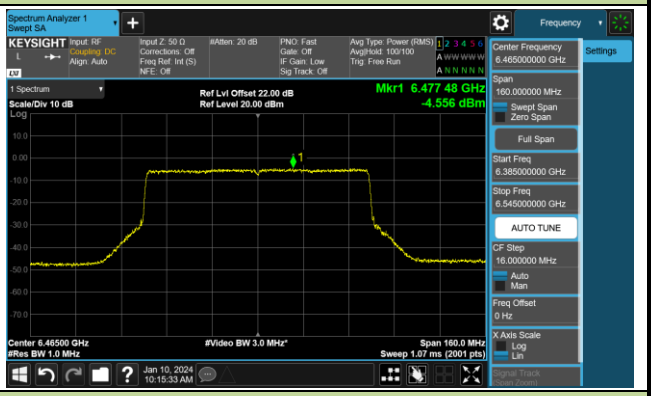

Channel 119 (6545MHz)

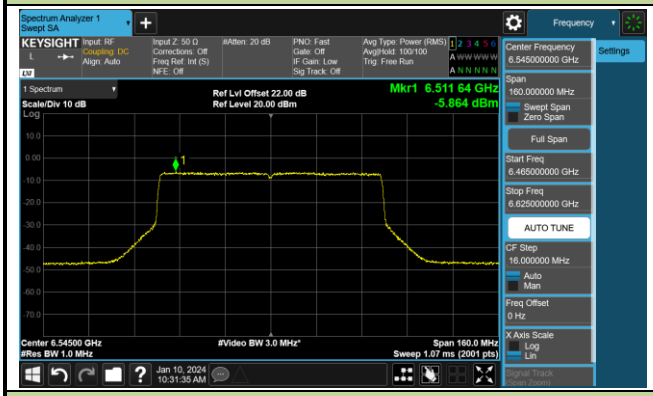

Channel 135 (6625MHz)

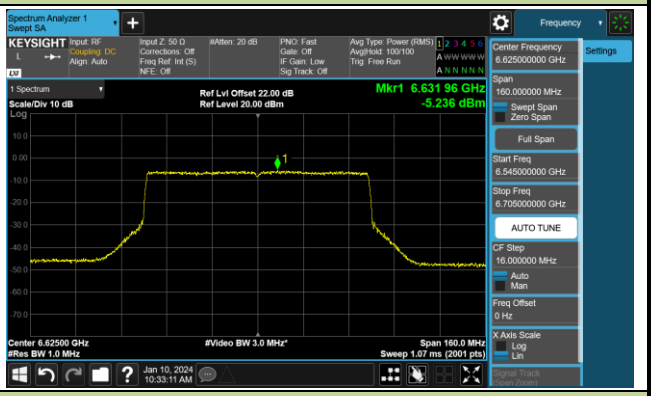

Channel 151 (6705MHz)

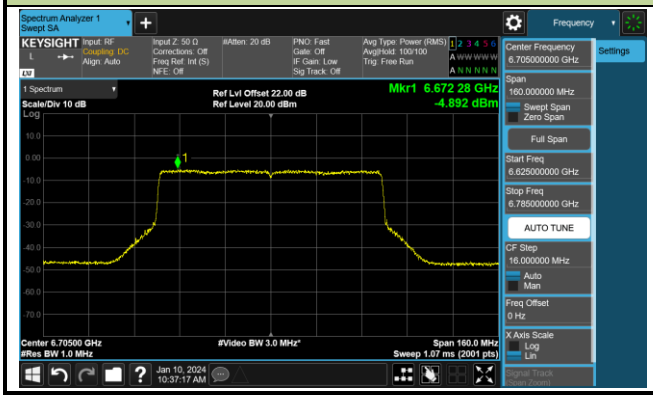

Channel 167 (6785MHz)

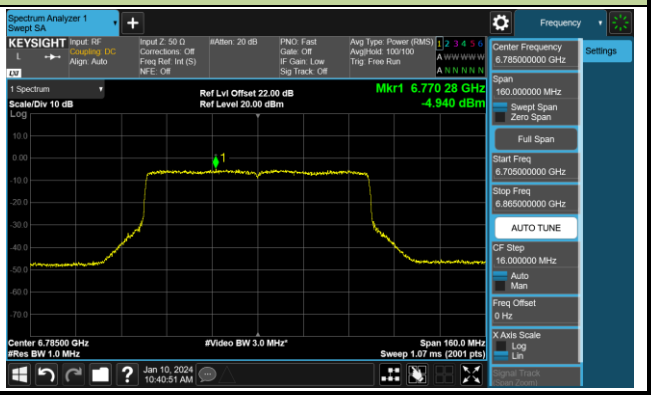

802.11ax-HE80 Power Spectral Density- Ant 0 (Nss = 1)	
Channel 183 (6865MHz)	Channel 199 (6945MHz)
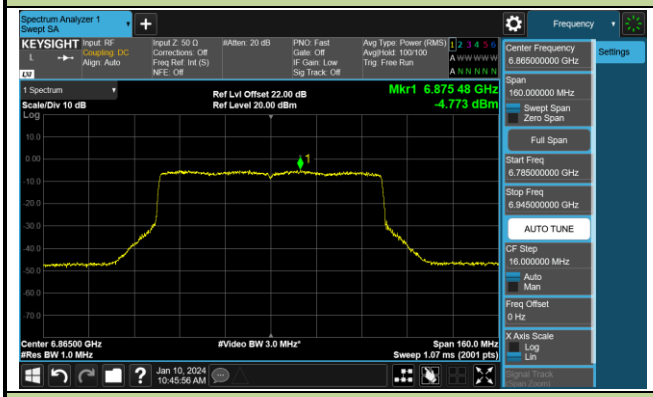	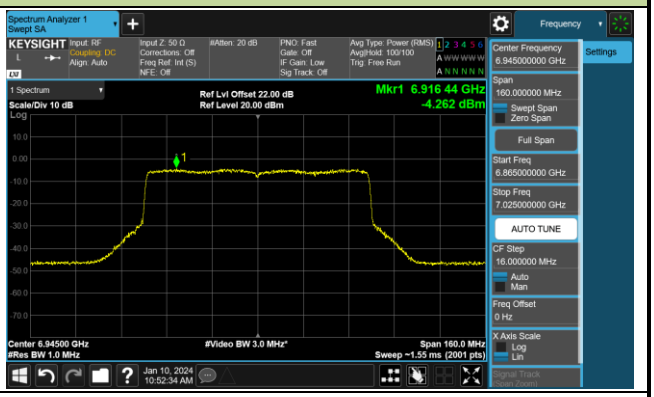
Channel 215 (7025MHz)	
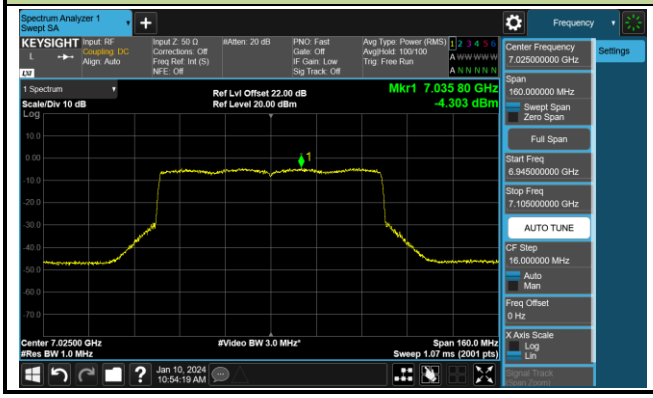	

802.11ax-HE160 Power Spectral Density- Ant 0 (Nss = 1)

Channel 15 (6025MHz)

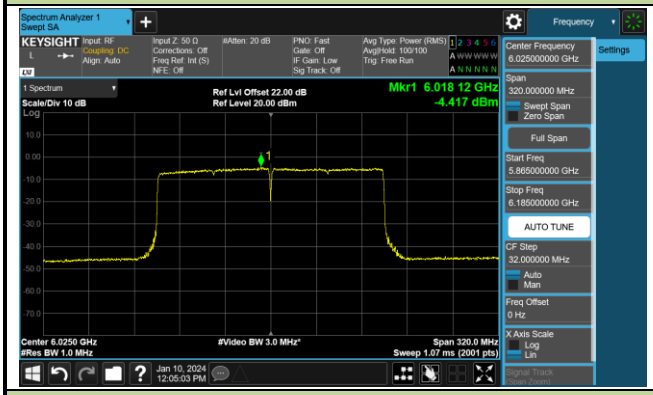

Channel 47 (6185MHz)

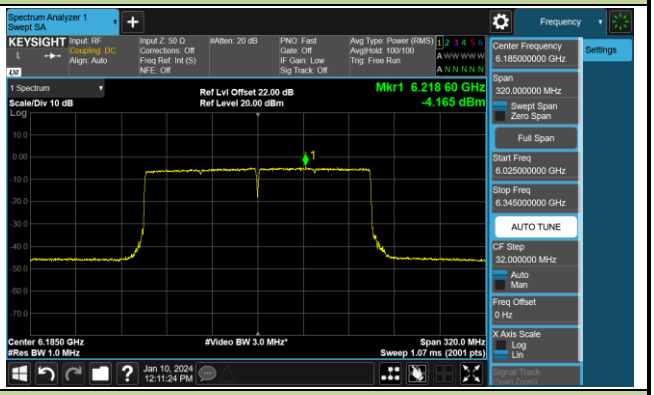

Channel 79 (6345MHz)

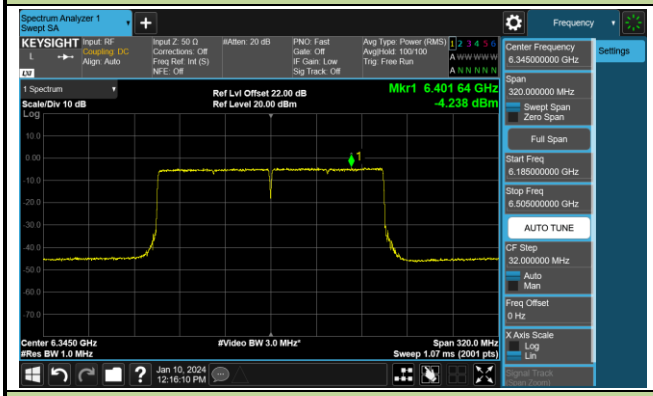

Channel 111 (6505MHz)

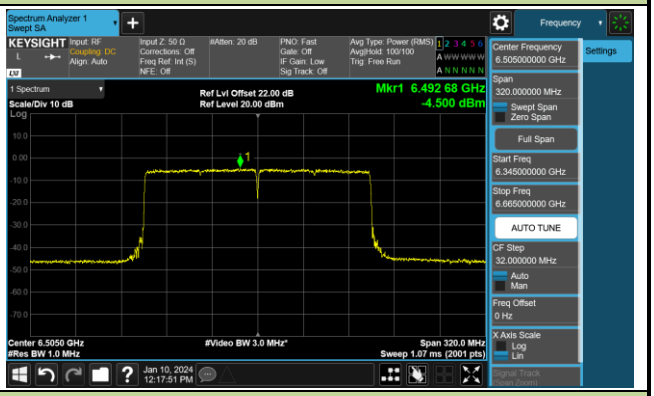

Channel 143 (6665MHz)

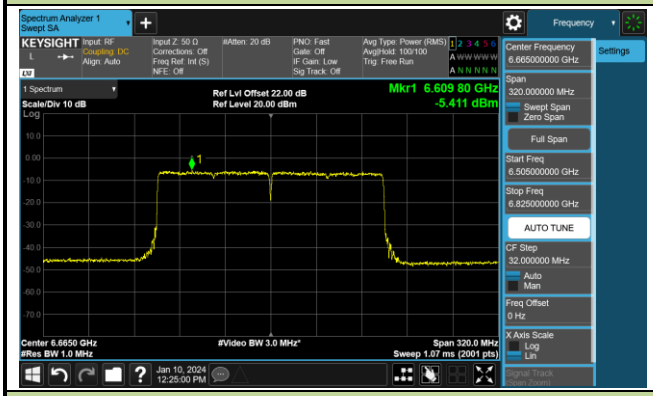

Channel 175 (6825MHz)

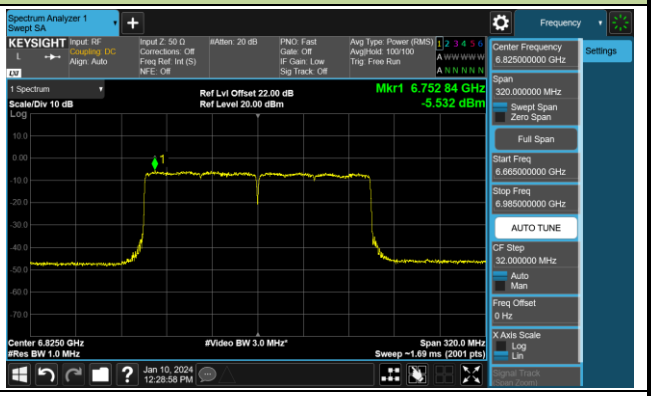

Channel 207 (6985MHz)

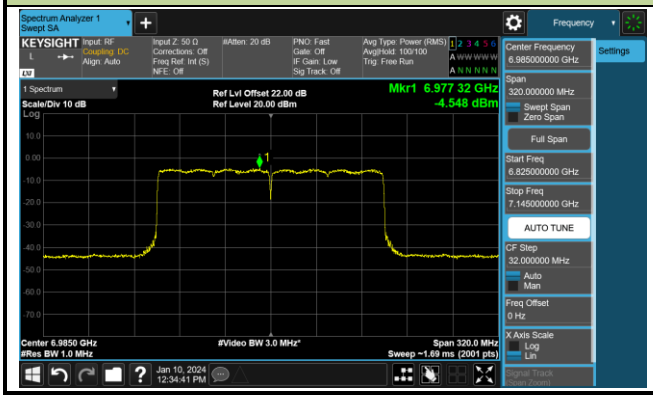

802.11be-EHT20 Power Spectral Density- Ant 0 (Nss = 1)

Channel 01 (5955MHz)

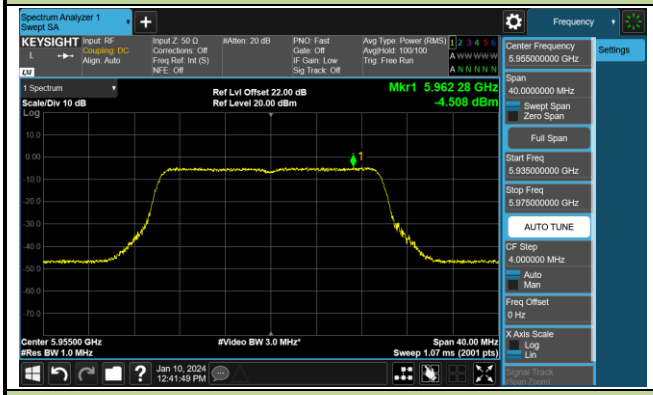

Channel 45 (6175MHz)

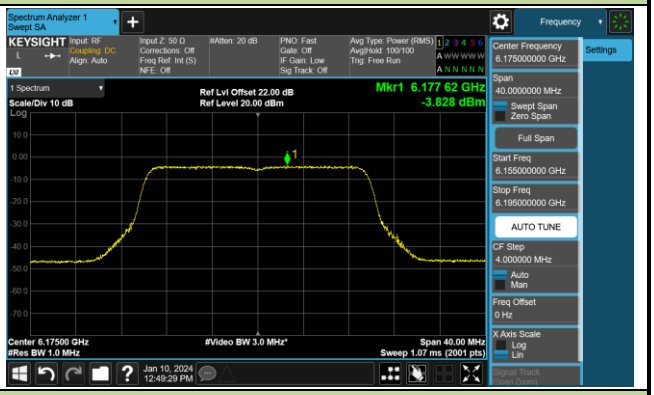

Channel 93 (6415MHz)

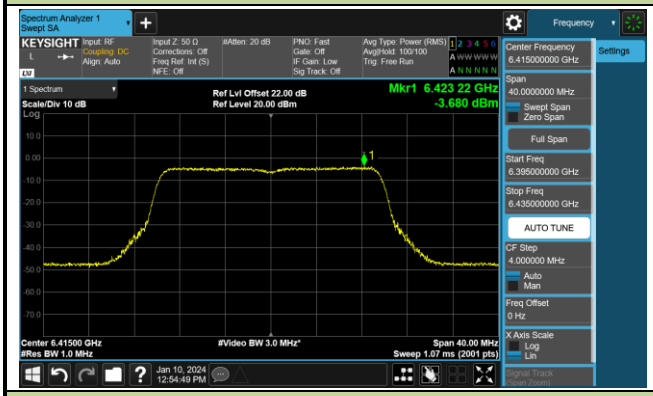

Channel 97 (6435MHz)

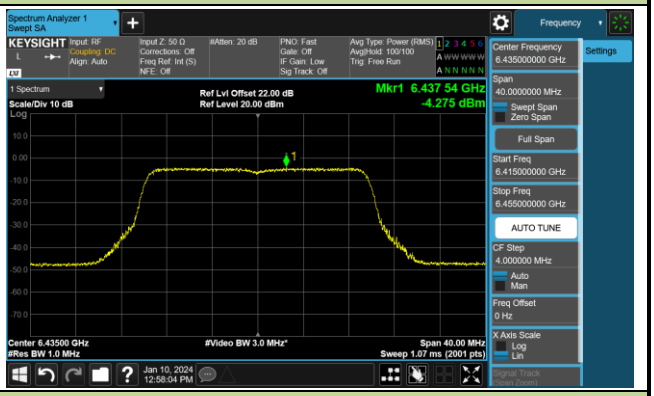

Channel 105 (6475MHz)

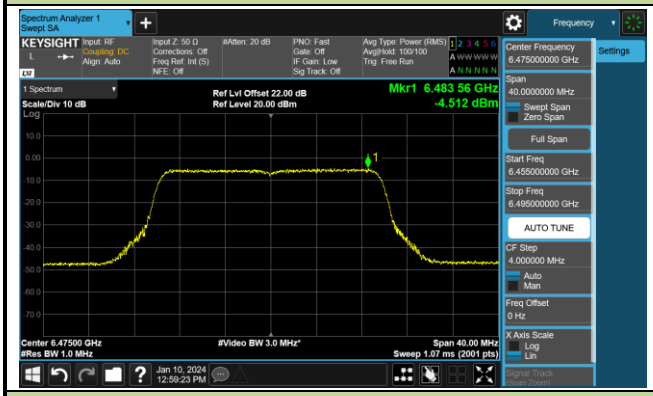

Channel 113 (6515MHz)

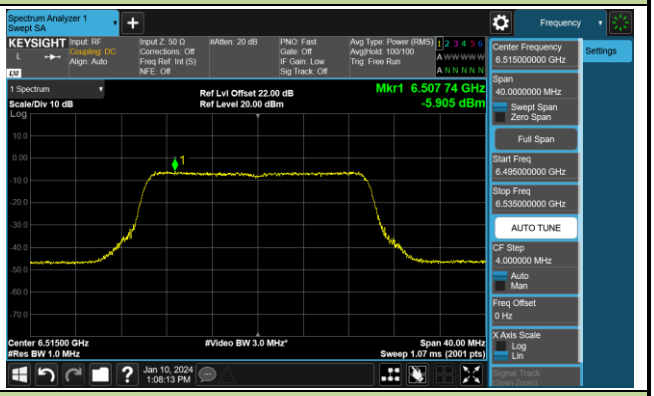

Channel 117 (6535MHz)

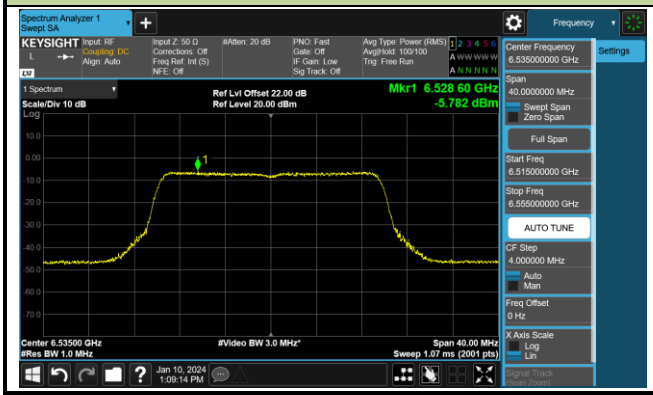
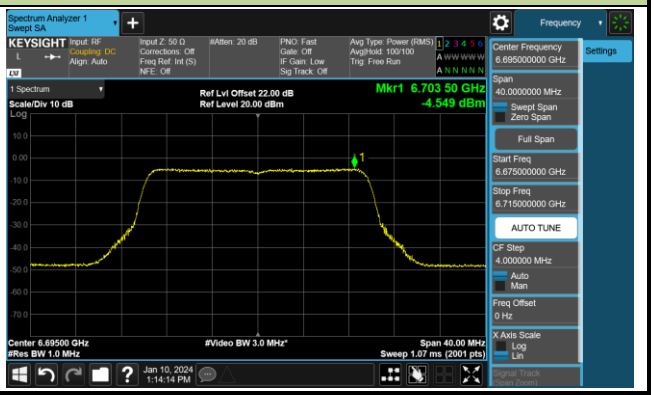
Channel 149 (6695MHz)