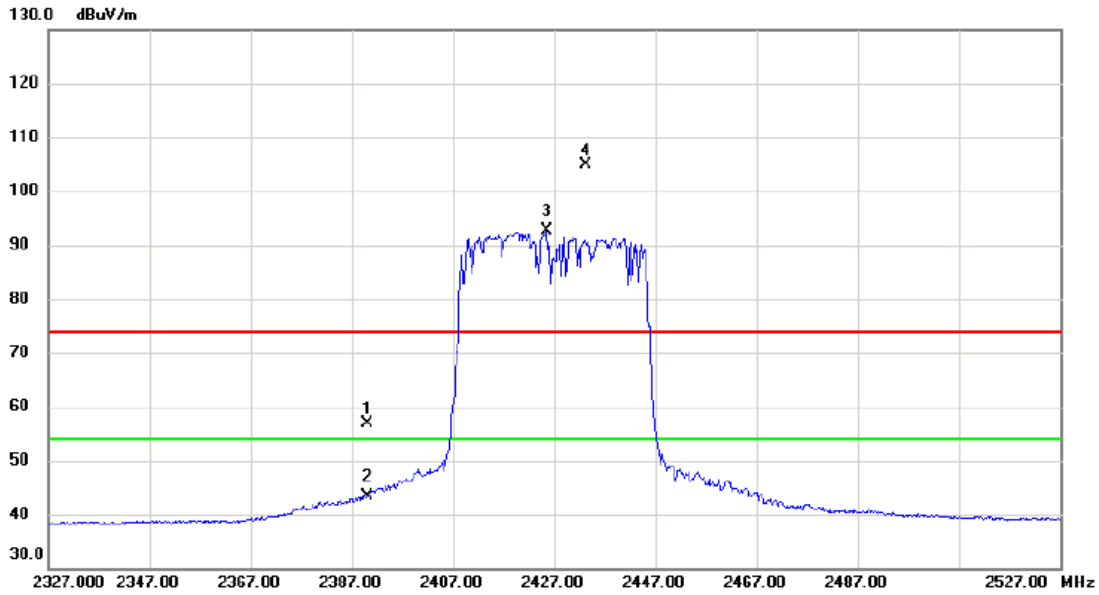


Orthogonal Axis	X
Test Mode:	TX N-40M Mode 2427 MHz

Horizontal



No.	Mk.	Freq. MHz	Reading Level dBuV	Correct Factor dB	Measure- ment dBuV/m	Limit dBuV/m	Margin dB	Detector	Comment
1		2390.000	48.56	8.35	56.91	74.00	-17.09	peak	
2		2390.000	34.94	8.35	43.29	54.00	-10.71	AVG	
3	*	2425.400	84.16	8.45	92.61	54.00	38.61	AVG	No Limit
4	X	2433.300	96.38	8.46	104.84	74.00	30.84	peak	No Limit

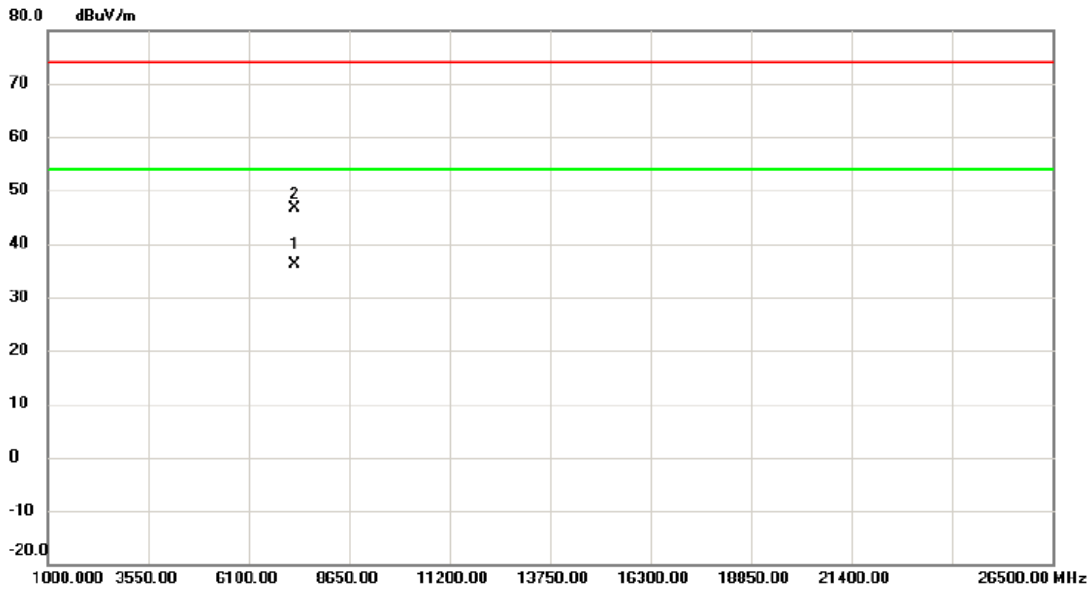
REMARKS:

(1) Measurement Value = Reading Level + Correct Factor.

(2) Margin Level = Measurement Value - Limit Value.

Orthogonal Axis	X
Test Mode:	TX N-40M Mode 2427 MHz

Horizontal



No.	Mk.	Freq. MHz	Reading Level dBuV	Correct Factor dB	Measure- ment dBuV/m	Limit dBuV/m	Margin dB	Detector	Comment
1	*	7280.977	28.18	7.95	36.13	54.00	-17.87	AVG	
2		7281.038	38.77	7.95	46.72	74.00	-27.28	peak	

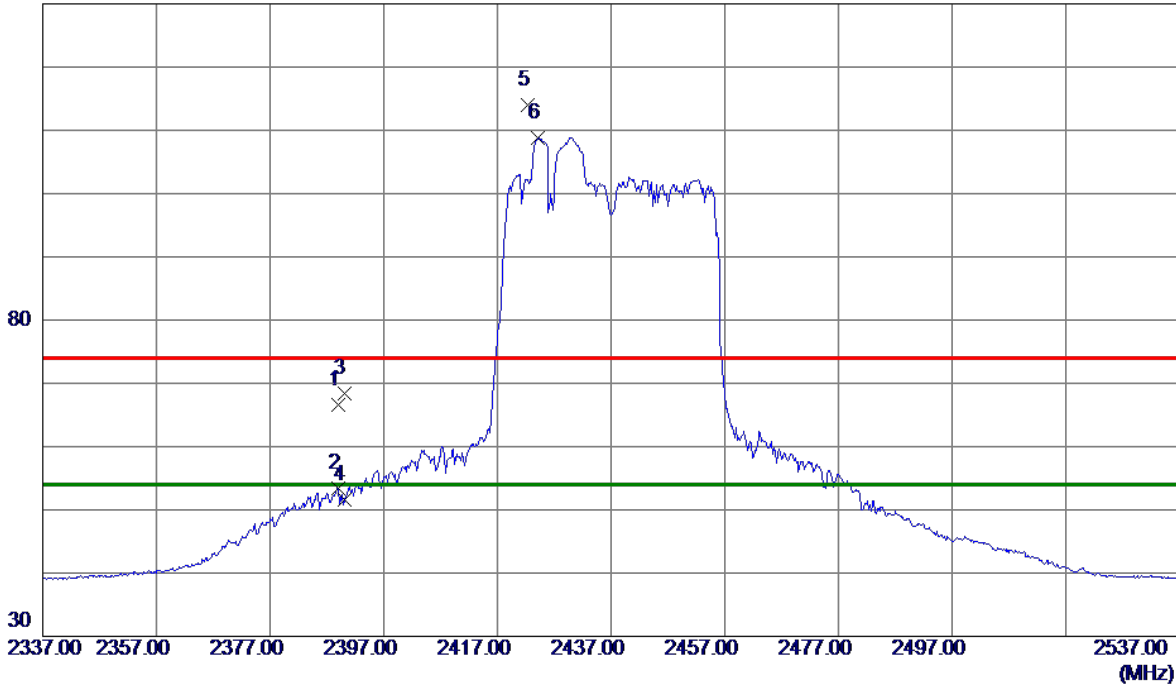
REMARKS:

- (1) Measurement Value = Reading Level + Correct Factor.
- (2) Margin Level = Measurement Value - Limit Value.

Orthogonal Axis	X
Test Mode:	TX N-40M Mode 2437 MHz

Vertical

130 dBuV/m



No.	Freq. MHz	Reading Level dBuV/m	Correct Factor dB	Measure ment dBuV/m	Limit dBuV/m	Margin dB	Detector	Comment
1	2389.0000	58.32	8.35	66.67	74.00	-7.33	Peak	
2	2389.0000	44.97	8.35	53.32	54.00	-0.68	AVG	
3	2390.0000	59.98	8.35	68.33	74.00	-5.67	Peak	
4	2390.0000	43.31	8.35	51.66	54.00	-2.34	AVG	
5	2422.4000	105.55	8.43	113.98	74.00	39.98	Peak	No Limit
6 *	2424.2000	100.45	8.44	108.89	54.00	54.89	AVG	No Limit

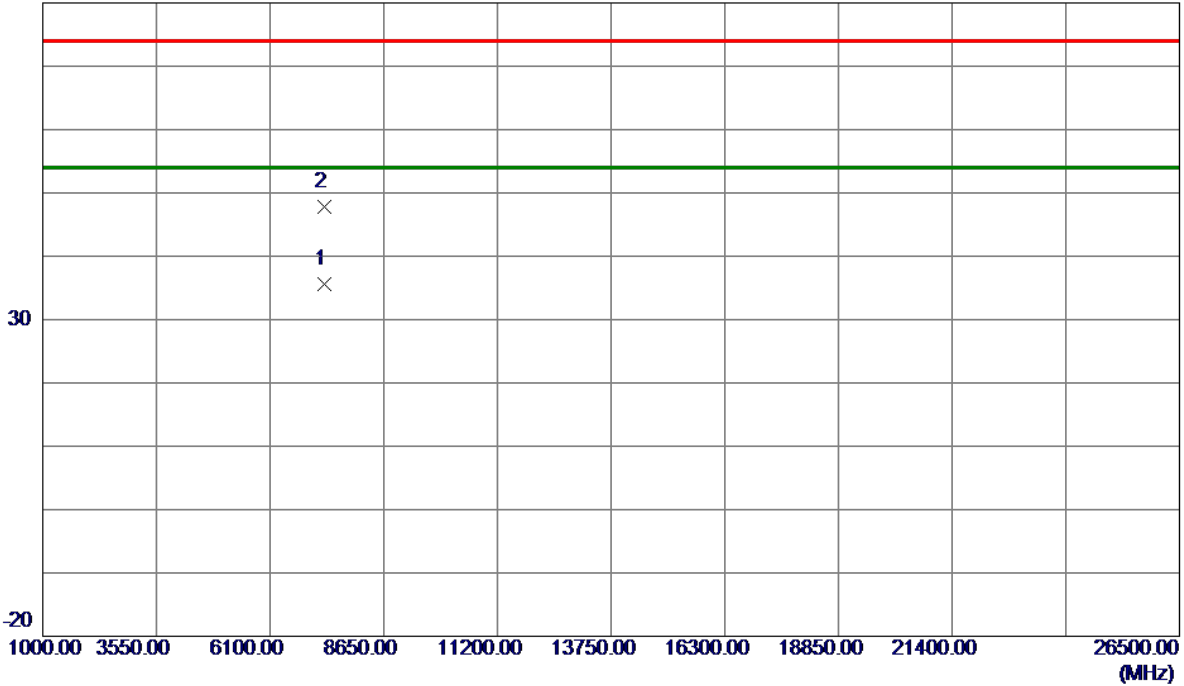
REMARKS:

- (1) Measurement Value = Reading Level + Correct Factor.
- (2) Margin Level = Measurement Value - Limit Value.

Orthogonal Axis	X
Test Mode:	TX N-40M Mode 2437 MHz

Vertical

80 dBuV/m



No.	Freq. MHz	Reading Level dBuV/m	Correct Factor dB	Measure ment dBuV/m	Limit dBuV/m	Margin dB	Detector	Comment
1 *	7311.0730	27.66	7.98	35.64	54.00	-18.36	AVG	
2	7311.2120	39.91	7.98	47.89	74.00	-26.11	Peak	

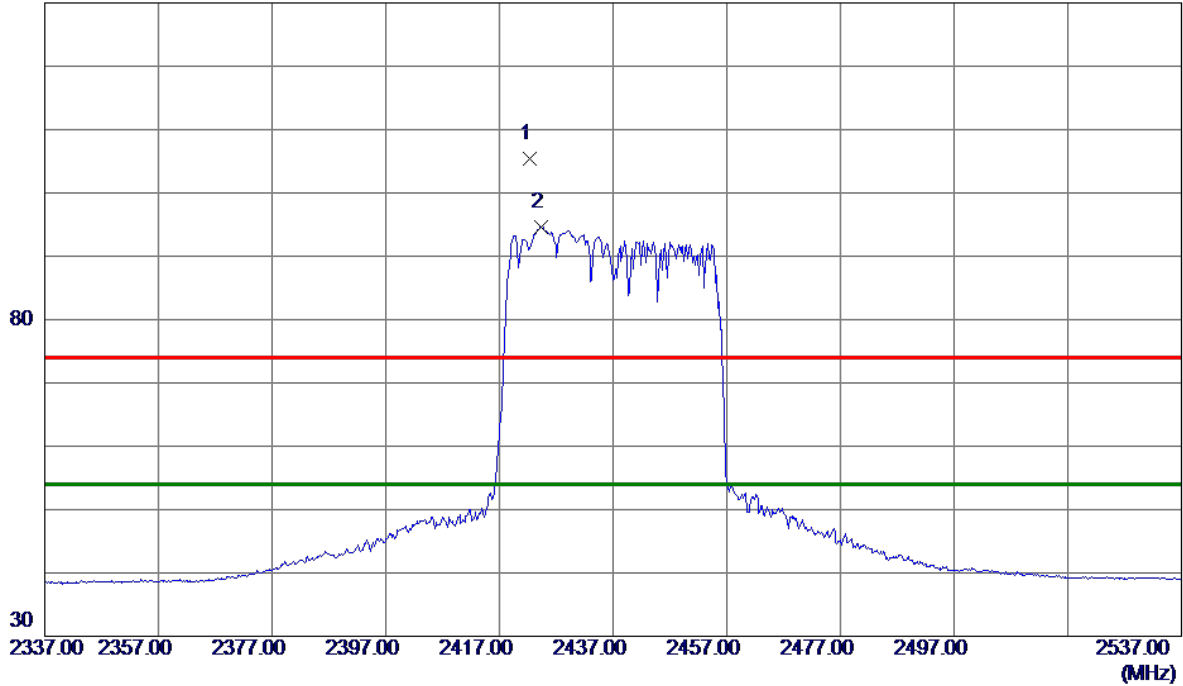
REMARKS:

- (1) Measurement Value = Reading Level + Correct Factor.
- (2) Margin Level = Measurement Value - Limit Value.

Orthogonal Axis	X
Test Mode:	TX N-40M Mode 2437 MHz

Horizontal

130 dBuV/m



No.	Freq. MHz	Reading Level dBuV/m	Correct Factor dB	Measure ment dBuV/m	Limit dBuV/m	Margin dB	Detector	Comment
1	2422.3000	97.04	8.43	105.47	74.00	31.47	Peak	No Limit
2 *	2424.3000	86.23	8.44	94.67	54.00	40.67	AVG	No Limit

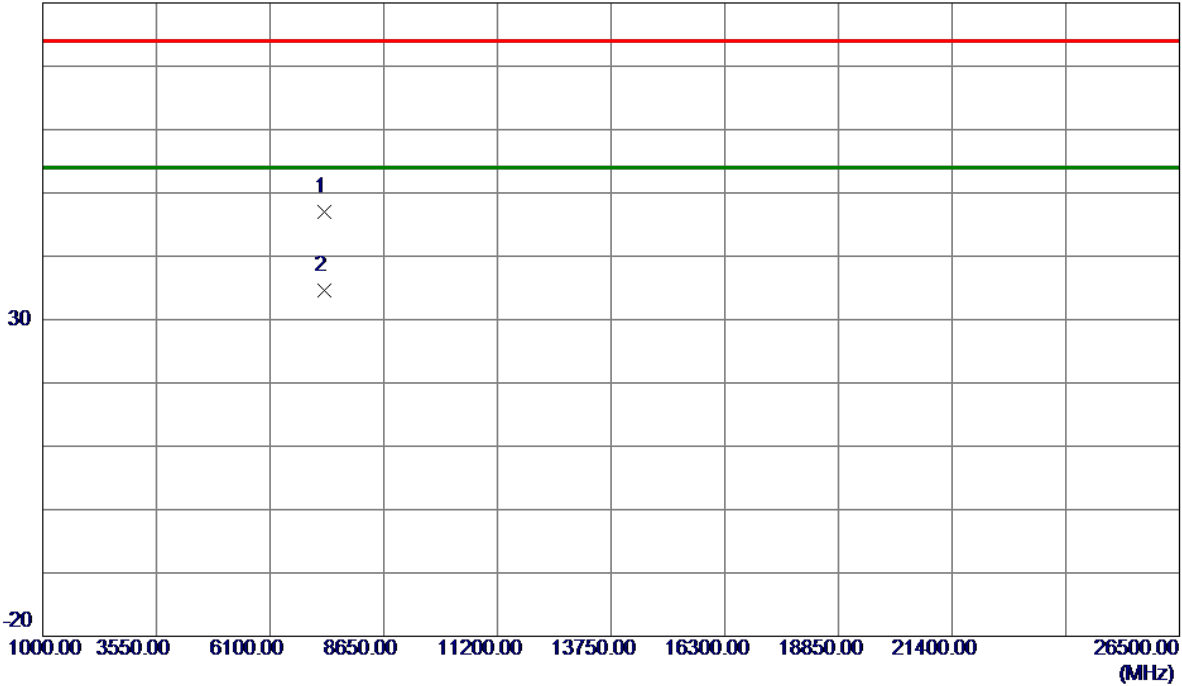
REMARKS:

- (1) Measurement Value = Reading Level + Correct Factor.
- (2) Margin Level = Measurement Value - Limit Value.

Orthogonal Axis	X
Test Mode:	TX N-40M Mode 2437 MHz

Horizontal

80 dBuV/m



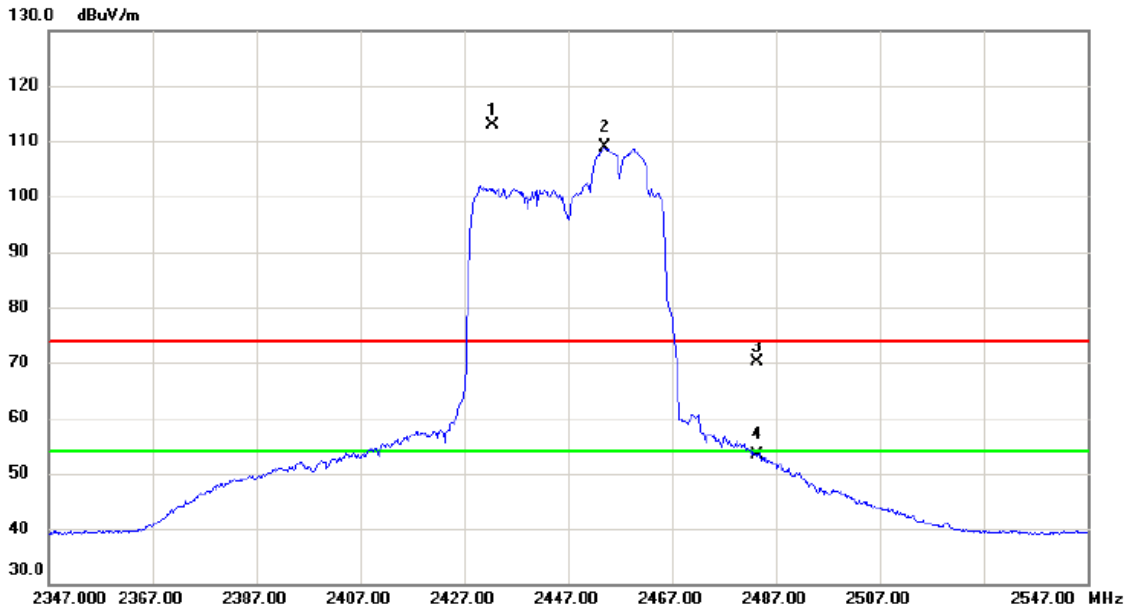
No.	Freq. MHz	Reading Level dBuV/m	Correct Factor dB	Measure ment dBuV/m	Limit dBuV/m	Margin dB	Detector	Comment
1	7310.9950	39.07	7.98	47.05	74.00	-26.95	Peak	
2 *	7311.0850	26.53	7.98	34.51	54.00	-19.49	AVG	

REMARKS:

- (1) Measurement Value = Reading Level + Correct Factor.
- (2) Margin Level = Measurement Value - Limit Value.

Orthogonal Axis	X
Test Mode:	TX N-40M Mode 2447 MHz

Vertical



No.	Mk.	Freq. MHz	Reading Level dBuV	Correct Factor dB	Measure- ment dBuV/m	Limit dBuV/m	Margin dB	Detector	Comment
1	X	2432.500	104.43	8.46	112.89	74.00	38.89	peak	No Limit
2	*	2454.200	100.45	8.52	108.97	54.00	54.97	AVG	No Limit
3		2483.500	61.60	8.59	70.19	74.00	-3.81	peak	
4		2483.500	44.83	8.59	53.42	54.00	-0.58	AVG	

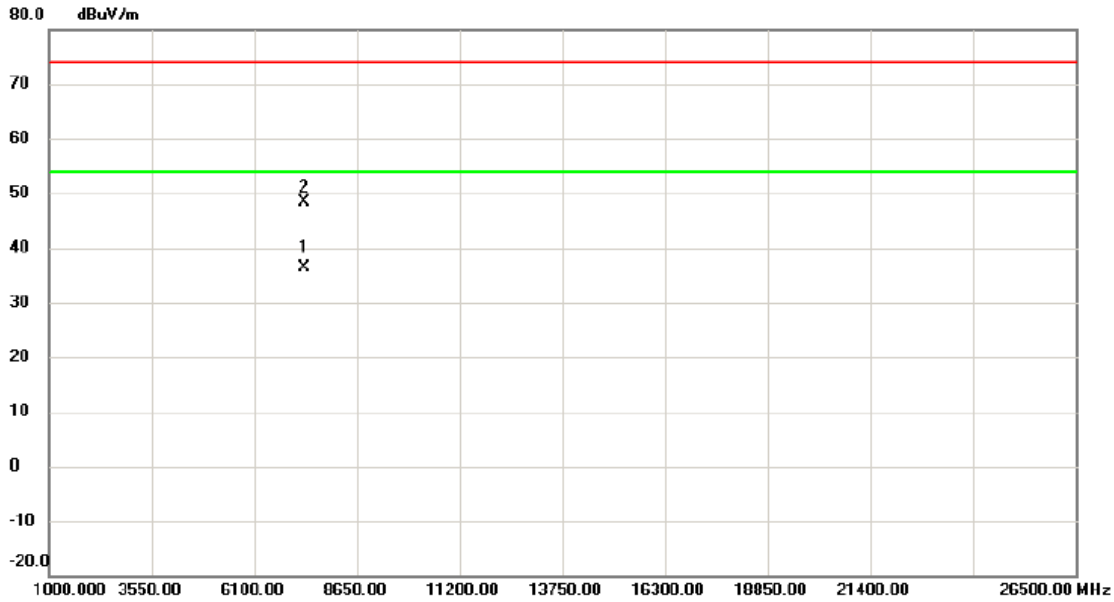
REMARKS:

(1) Measurement Value = Reading Level + Correct Factor.

(2) Margin Level = Measurement Value - Limit Value.

Orthogonal Axis	X
Test Mode:	TX N-40M Mode 2447 MHz

Vertical



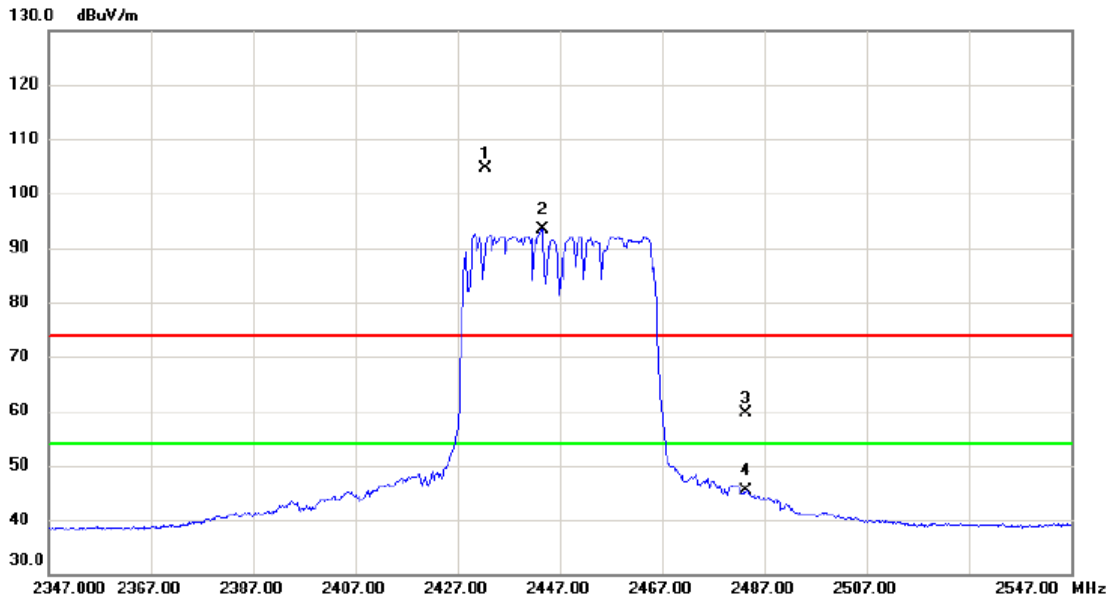
No.	Mk.	Freq. MHz	Reading Level dBuV	Correct Factor dB	Measure- ment dBuV/m	Limit dBuV/m	Margin dB	Detector	Comment
1	*	7339.330	28.25	8.01	36.26	54.00	-17.74	AVG	
2		7342.440	40.36	8.01	48.37	74.00	-25.63	peak	

REMARKS:

- (1) Measurement Value = Reading Level + Correct Factor.
- (2) Margin Level = Measurement Value - Limit Value.

Orthogonal Axis	X
Test Mode:	TX N-40M Mode 2447 MHz

Horizontal



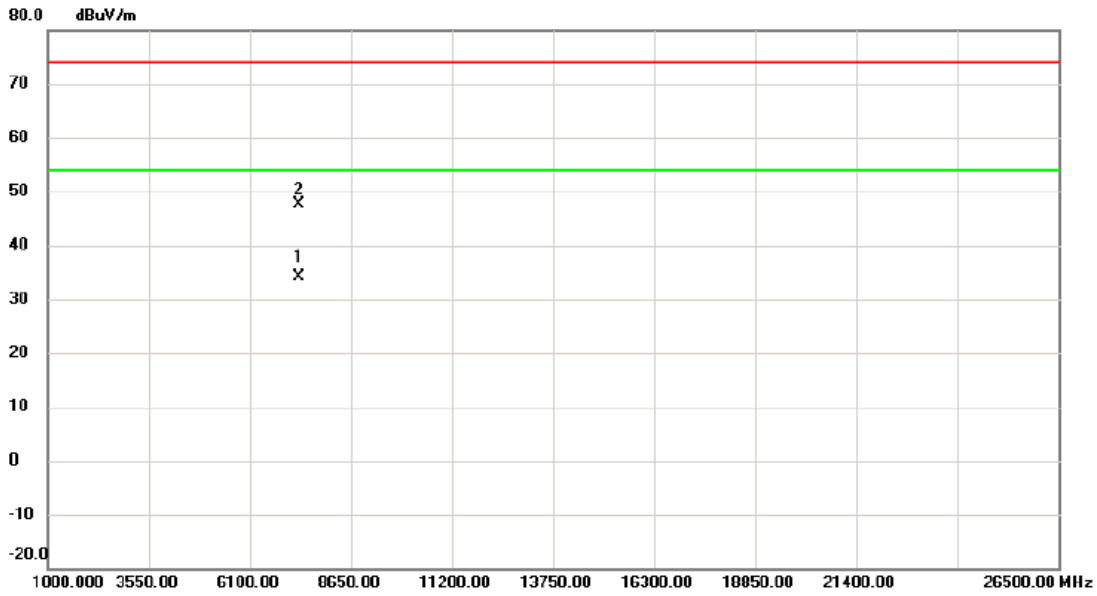
No.	Mk.	Freq. MHz	Reading Level dBuV	Correct Factor dB	Measure- ment dBuV/m	Limit dBuV/m	Margin dB	Detector	Comment
1	X	2432.500	96.27	8.46	104.73	74.00	30.73	peak	No Limit
2	*	2443.600	84.89	8.49	93.38	54.00	39.38	AVG	No Limit
3		2483.500	51.01	8.59	59.60	74.00	-14.40	peak	
4		2483.500	36.76	8.59	45.35	54.00	-8.65	AVG	

REMARKS:

- (1) Measurement Value = Reading Level + Correct Factor.
- (2) Margin Level = Measurement Value - Limit Value.

Orthogonal Axis	X
Test Mode:	TX N-40M Mode 2447 MHz

Horizontal



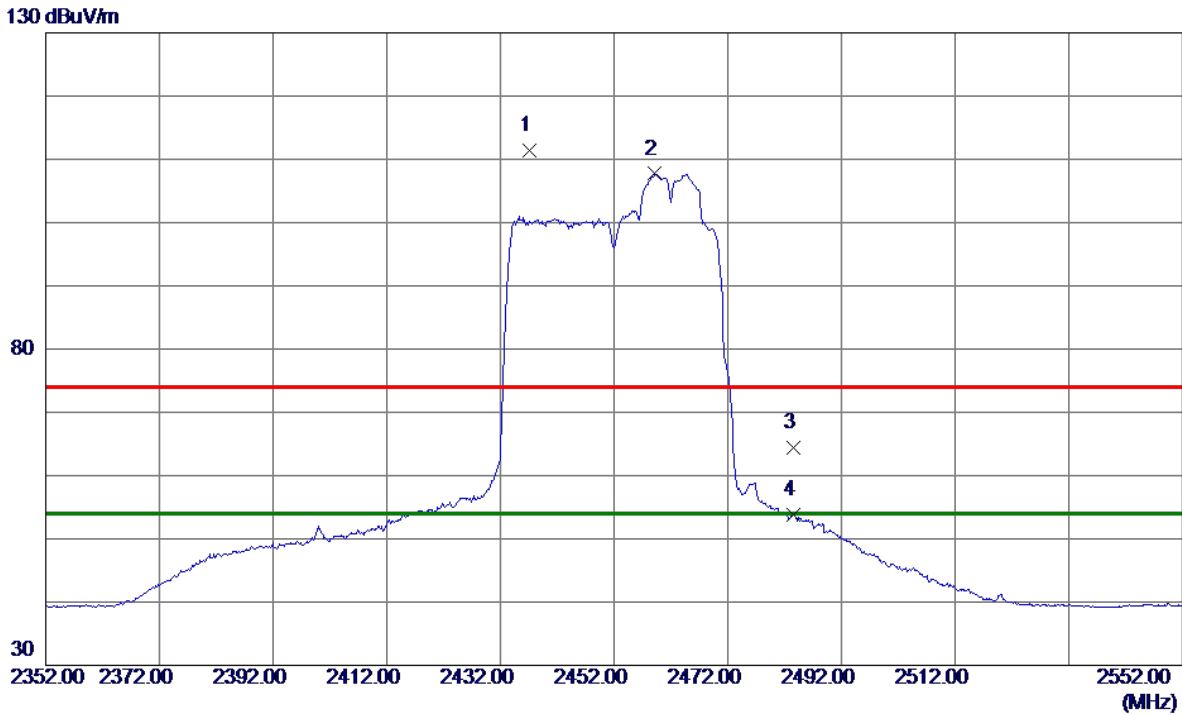
No.	Mk.	Freq. MHz	Reading Level dBuV	Correct Factor dB	Measure- ment dBuV/m	Limit dBuV/m	Margin dB	Detector	Comment
1	*	7340.260	26.22	8.01	34.23	54.00	-19.77	AVG	
2		7341.850	39.60	8.01	47.61	74.00	-26.39	peak	

REMARKS:

- (1) Measurement Value = Reading Level + Correct Factor.
- (2) Margin Level = Measurement Value - Limit Value.

Orthogonal Axis	X
Test Mode:	TX N-40M Mode 2452 MHz

Vertical



No.	Freq. MHz	Reading Level dBuV/m	Correct Factor dB	Measure ment dBuV/m	Limit dBuV/m	Margin dB	Detector	Comment
1	2437.2000	103.01	8.47	111.48	74.00	37.48	Peak	No Limit
2 *	2459.2000	99.17	8.53	107.70	54.00	53.70	AVG	No Limit
3	2483.5000	55.80	8.59	64.39	74.00	-9.61	Peak	
4	2483.5000	45.17	8.59	53.76	54.00	-0.24	AVG	

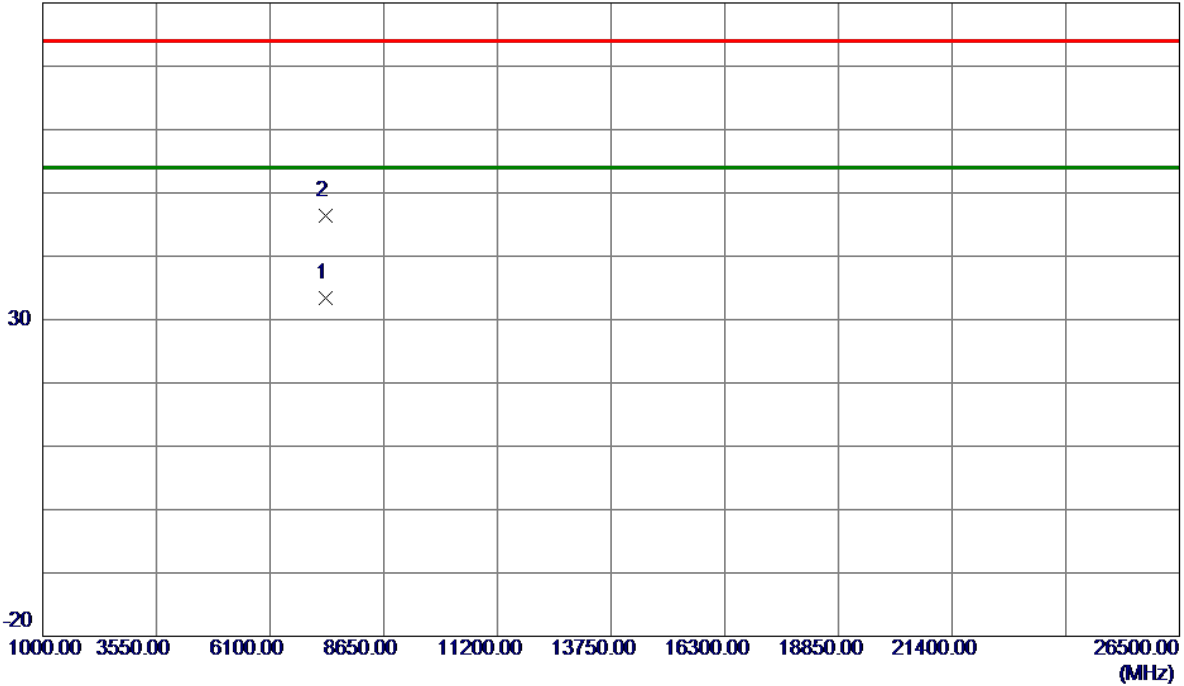
REMARKS:

- (1) Measurement Value = Reading Level + Correct Factor.
- (2) Margin Level = Measurement Value - Limit Value.

Orthogonal Axis	X
Test Mode:	TX N-40M Mode 2452 MHz

Vertical

80 dBuV/m



No.	Freq. MHz	Reading Level dBuV/m	Correct Factor dB	Measure ment dBuV/m	Limit dBuV/m	Margin dB	Detector	Comment
1 *	7356.3470	25.29	8.02	33.31	54.00	-20.69	AVG	
2	7357.4620	38.31	8.02	46.33	74.00	-27.67	Peak	

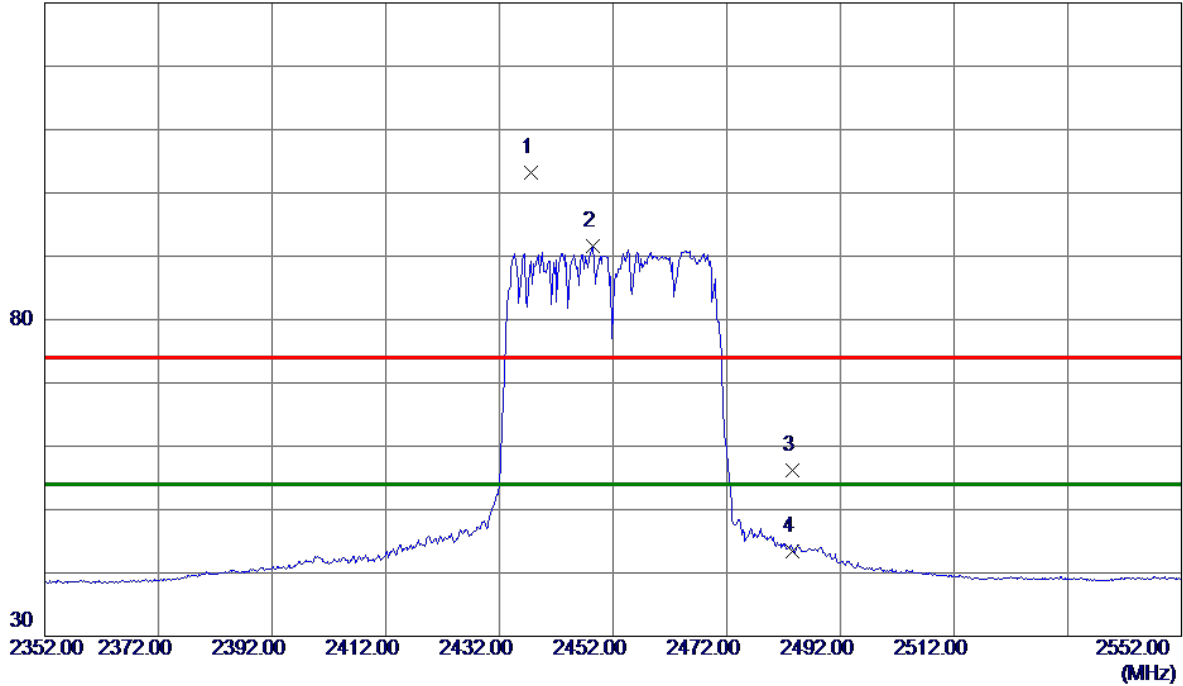
REMARKS:

- (1) Measurement Value = Reading Level + Correct Factor.
- (2) Margin Level = Measurement Value - Limit Value.

Orthogonal Axis	X
Test Mode:	TX N-40M Mode 2452 MHz

Horizontal

130 dBuV/m



No.	Freq. MHz	Reading Level dBuV/m	Correct Factor dB	Measure ment dBuV/m	Limit dBuV/m	Margin dB	Detector	Comment
1	2437.5000	94.71	8.47	103.18	74.00	29.18	Peak	No Limit
2 *	2448.5000	83.08	8.50	91.58	54.00	37.58	AVG	No Limit
3	2483.5000	47.61	8.59	56.20	74.00	-17.80	Peak	
4	2483.5000	34.86	8.59	43.45	54.00	-10.55	AVG	

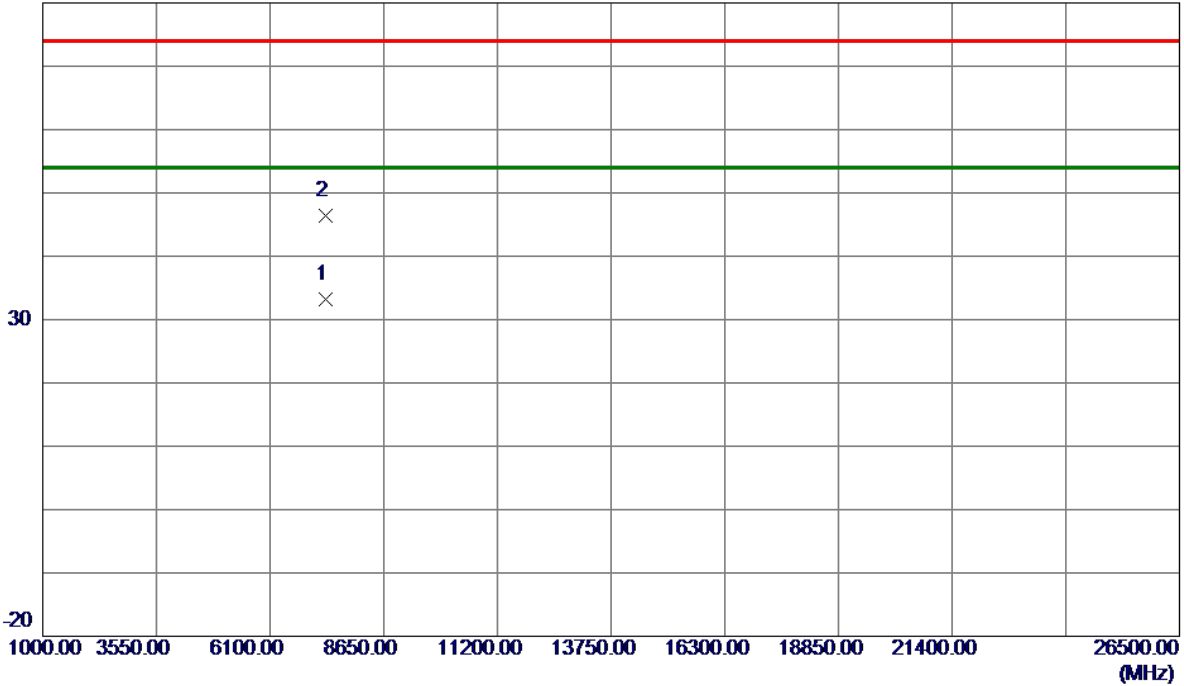
REMARKS:

- (1) Measurement Value = Reading Level + Correct Factor.
- (2) Margin Level = Measurement Value - Limit Value.

Orthogonal Axis	X
Test Mode:	TX N-40M Mode 2452 MHz

Horizontal

80 dBuV/m



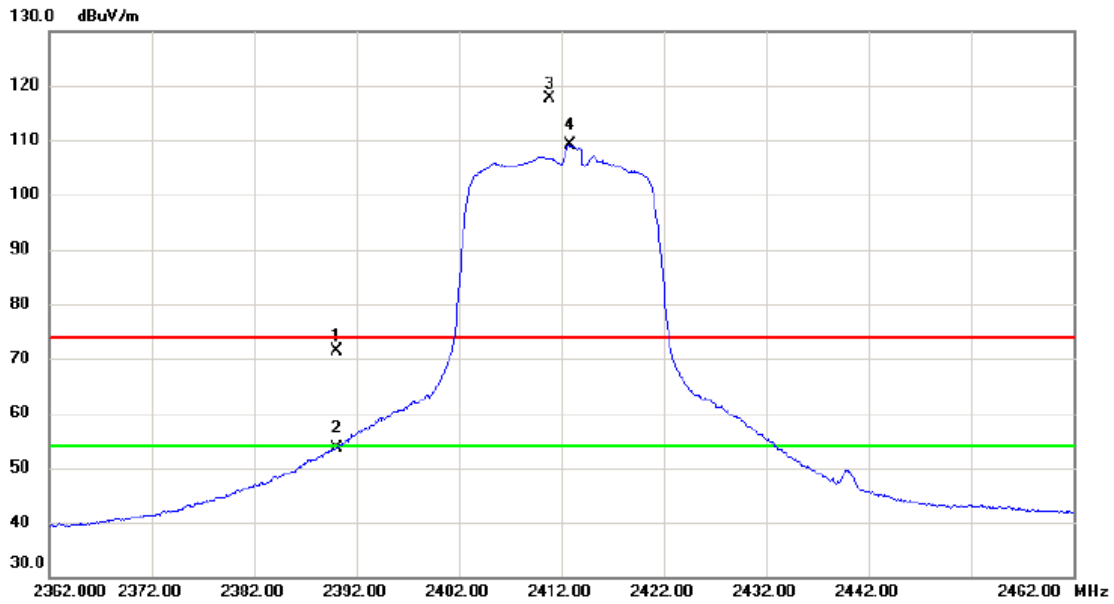
No.	Freq. MHz	Reading Level dBuV/m	Correct Factor dB	Measure ment dBuV/m	Limit dBuV/m	Margin dB	Detector	Comment
1 *	7354.5950	25.12	8.01	33.13	54.00	-20.87	AVG	
2	7356.2080	38.33	8.02	46.35	74.00	-27.65	Peak	

REMARKS:

- (1) Measurement Value = Reading Level + Correct Factor.
- (2) Margin Level = Measurement Value - Limit Value.

Orthogonal Axis	X
Test Mode:	TX vht-20M Mode 2412 MHz

Vertical



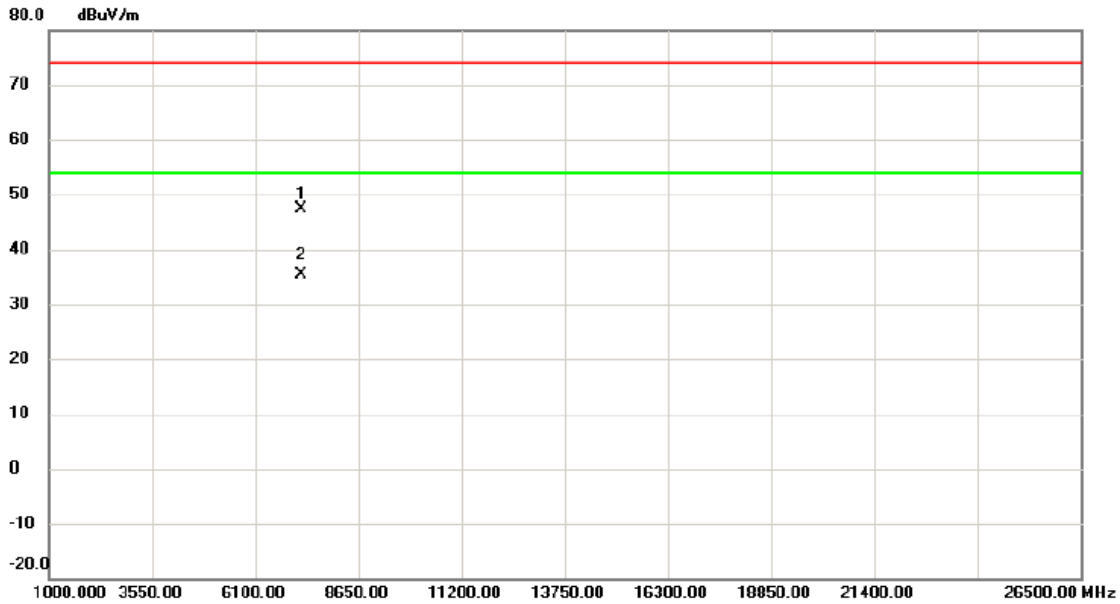
No.	Mk.	Freq. MHz	Reading Level dBuV	Correct Factor dB	Measure- ment dBuV/m	Limit dBuV/m	Margin dB	Detector	Comment
1		2390.000	63.04	8.35	71.39	74.00	-2.61	peak	
2		2390.000	45.23	8.35	53.58	54.00	-0.42	AVG	
3	X	2410.900	109.34	8.41	117.75	74.00	43.75	peak	No Limit
4	*	2412.800	100.68	8.41	109.09	54.00	55.09	AVG	No Limit

REMARKS:

- (1) Measurement Value = Reading Level + Correct Factor.
- (2) Margin Level = Measurement Value - Limit Value.

Orthogonal Axis	X
Test Mode:	TX vht-20M Mode 2412 MHz

Vertical



No.	Mk.	Freq. MHz	Reading Level dBuV	Correct Factor dB	Measure- ment dBuV/m	Limit dBuV/m	Margin dB	Detector	Comment
1		7235.690	39.37	7.91	47.28	74.00	-26.72	peak	
2	*	7236.028	27.48	7.91	35.39	54.00	-18.61	AVG	

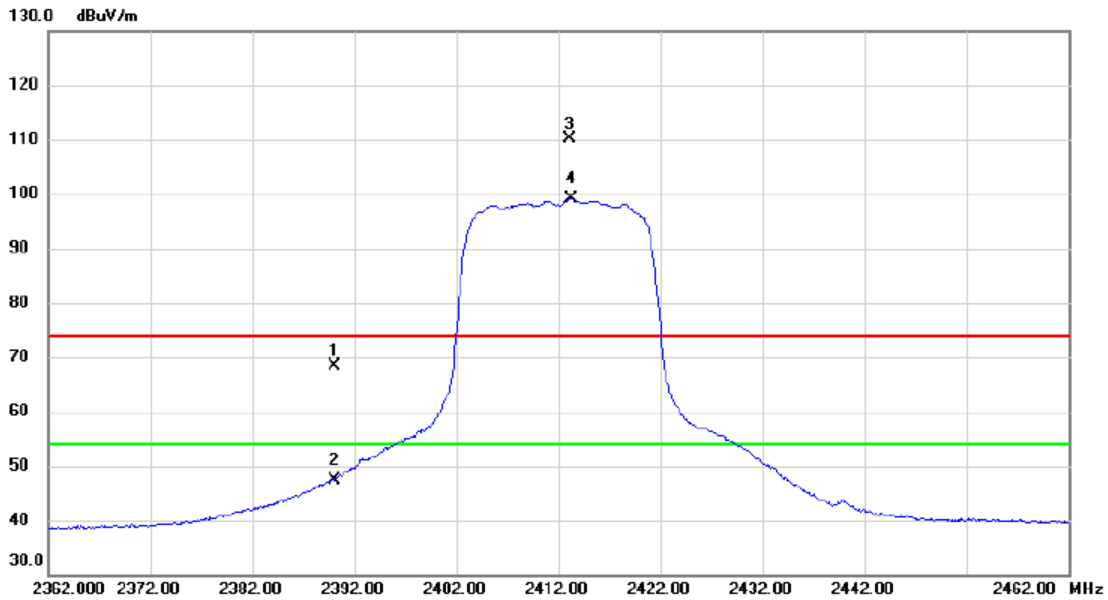
REMARKS:

(1) Measurement Value = Reading Level + Correct Factor.

(2) Margin Level = Measurement Value - Limit Value.

Orthogonal Axis	X
Test Mode:	TX vht-20M Mode 2412 MHz

Horizontal



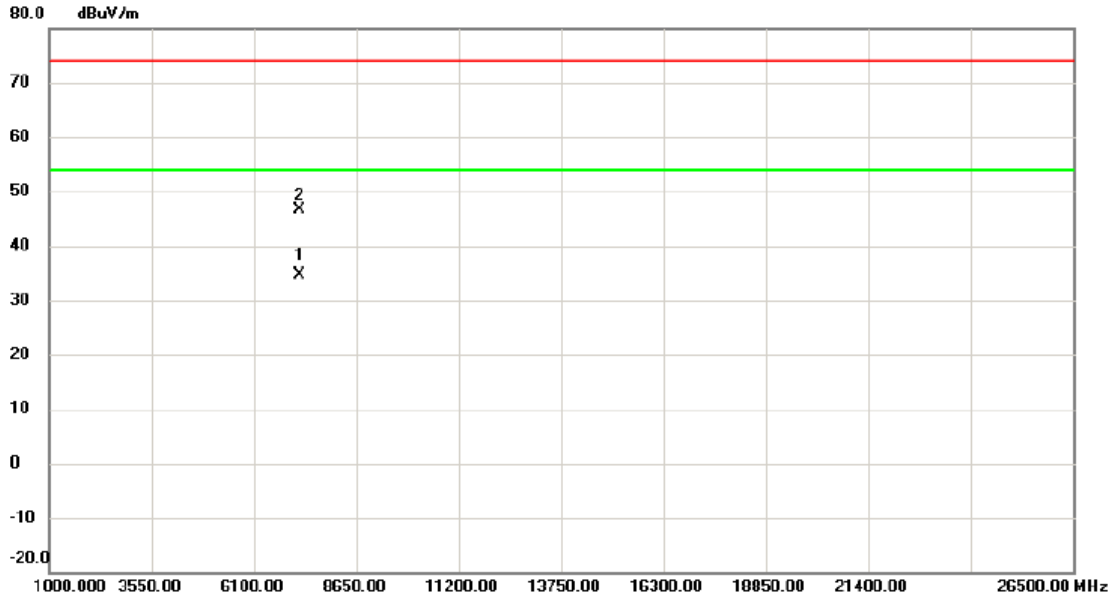
No.	Mk.	Freq. MHz	Reading Level dBuV	Correct Factor dB	Measure- ment dBuV/m	Limit dBuV/m	Margin dB	Detector	Comment
1		2390.000	60.12	8.35	68.47	74.00	-5.53	peak	
2		2390.000	39.15	8.35	47.50	54.00	-6.50	AVG	
3	X	2413.200	101.64	8.41	110.05	74.00	36.05	peak	No Limit
4	*	2413.300	90.76	8.41	99.17	54.00	45.17	AVG	No Limit

REMARKS:

- (1) Measurement Value = Reading Level + Correct Factor.
- (2) Margin Level = Measurement Value - Limit Value.

Orthogonal Axis	X
Test Mode:	TX vht-20M Mode 2412 MHz

Horizontal



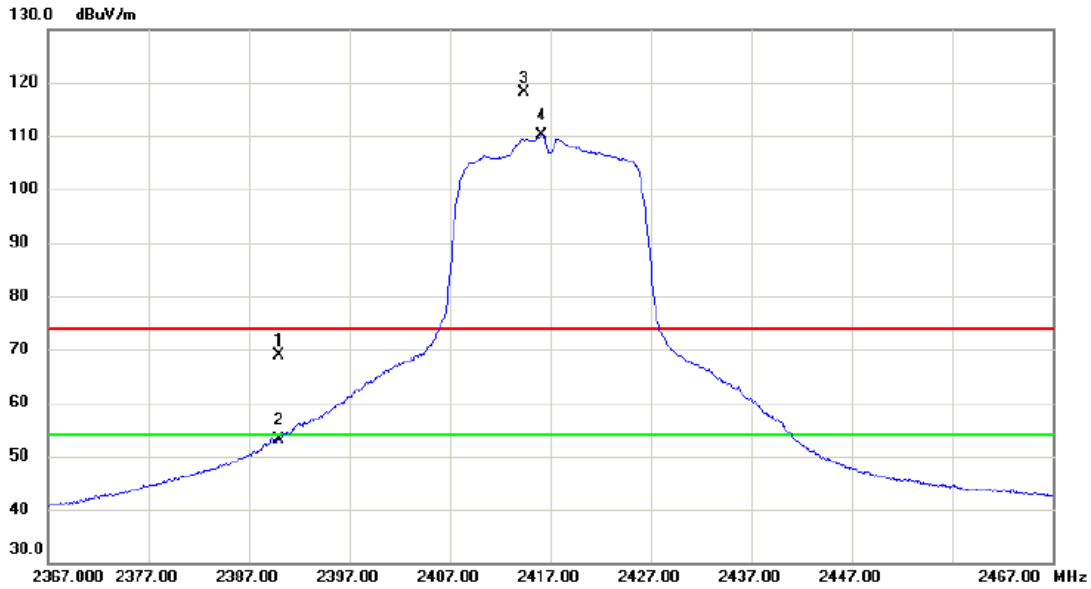
No.	Mk.	Freq. MHz	Reading Level dBuV	Correct Factor dB	Measure- ment dBuV/m	Limit dBuV/m	Margin dB	Detector	Comment
1	*	7236.100	26.76	7.91	34.67	54.00	-19.33	AVG	
2		7236.102	38.67	7.91	46.58	74.00	-27.42	peak	

REMARKS:

- (1) Measurement Value = Reading Level + Correct Factor.
- (2) Margin Level = Measurement Value - Limit Value.

Orthogonal Axis	X
Test Mode:	TX vht-20M Mode 2417 MHz

Vertical



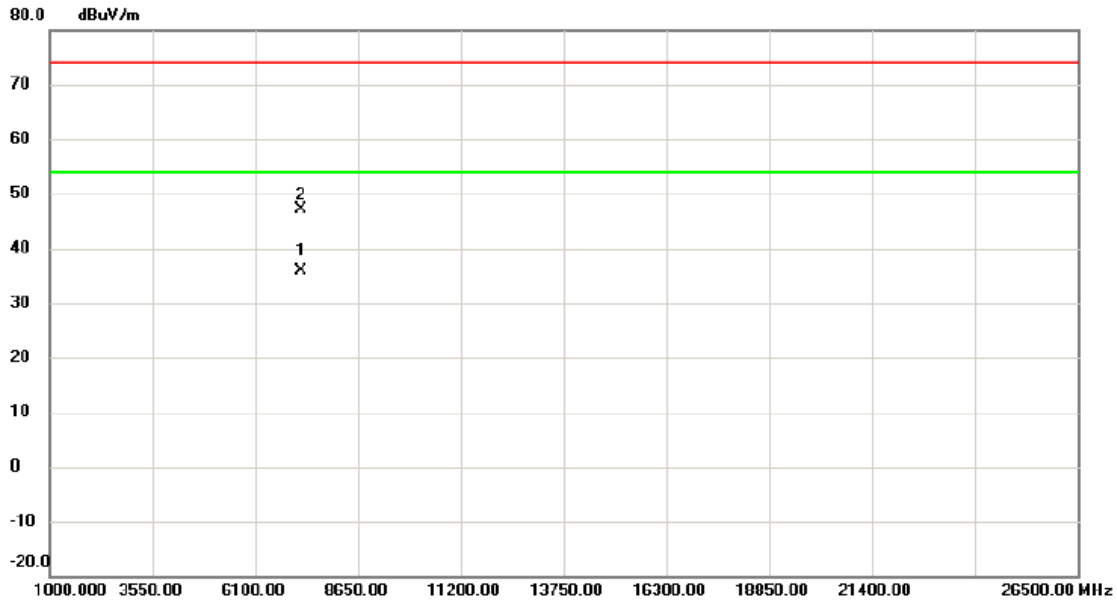
No.	Mk.	Freq. MHz	Reading Level dBuV	Correct Factor dB	Measure- ment dBuV/m	Limit dBuV/m	Margin dB	Detector	Comment
1		2390.000	60.48	8.35	68.83	74.00	-5.17	peak	
2		2390.000	44.71	8.35	53.06	54.00	-0.94	AVG	
3	X	2414.450	109.68	8.42	118.10	74.00	44.10	peak	No Limit
4	*	2416.200	101.81	8.42	110.23	54.00	56.23	AVG	No Limit

REMARKS:

- (1) Measurement Value = Reading Level + Correct Factor.
- (2) Margin Level = Measurement Value - Limit Value.

Orthogonal Axis	X
Test Mode:	TX vht-20M Mode 2417 MHz

Vertical



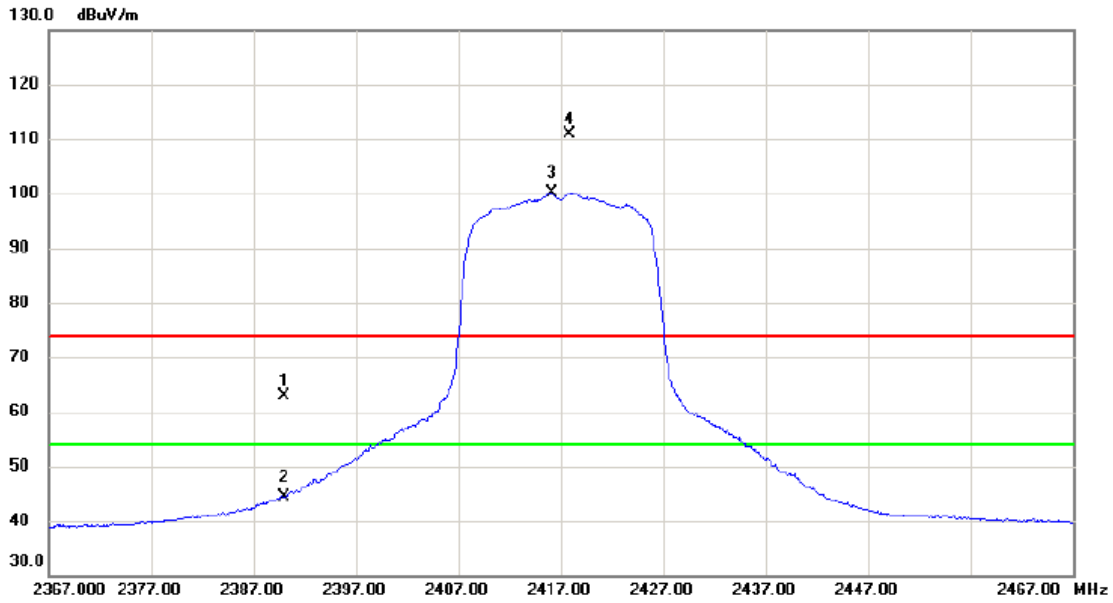
No.	Mk.	Freq. MHz	Reading Level dBuV	Correct Factor dB	Measure- ment dBuV/m	Limit dBuV/m	Margin dB	Detector	Comment
1	*	7250.970	27.92	7.92	35.84	54.00	-18.16	AVG	
2		7251.328	39.31	7.92	47.23	74.00	-26.77	peak	

REMARKS:

- (1) Measurement Value = Reading Level + Correct Factor.
- (2) Margin Level = Measurement Value - Limit Value.

Orthogonal Axis	X
Test Mode:	TX vht-20M Mode 2417 MHz

Horizontal



No.	Mk.	Freq. MHz	Reading Level dBuV	Correct Factor dB	Measure- ment dBuV/m	Limit dBuV/m	Margin dB	Detector	Comment
1		2390.000	54.59	8.35	62.94	74.00	-11.06	peak	
2		2390.000	36.05	8.35	44.40	54.00	-9.60	AVG	
3	*	2416.150	91.78	8.42	100.20	54.00	46.20	AVG	No Limit
4	X	2417.900	102.45	8.42	110.87	74.00	36.87	peak	No Limit

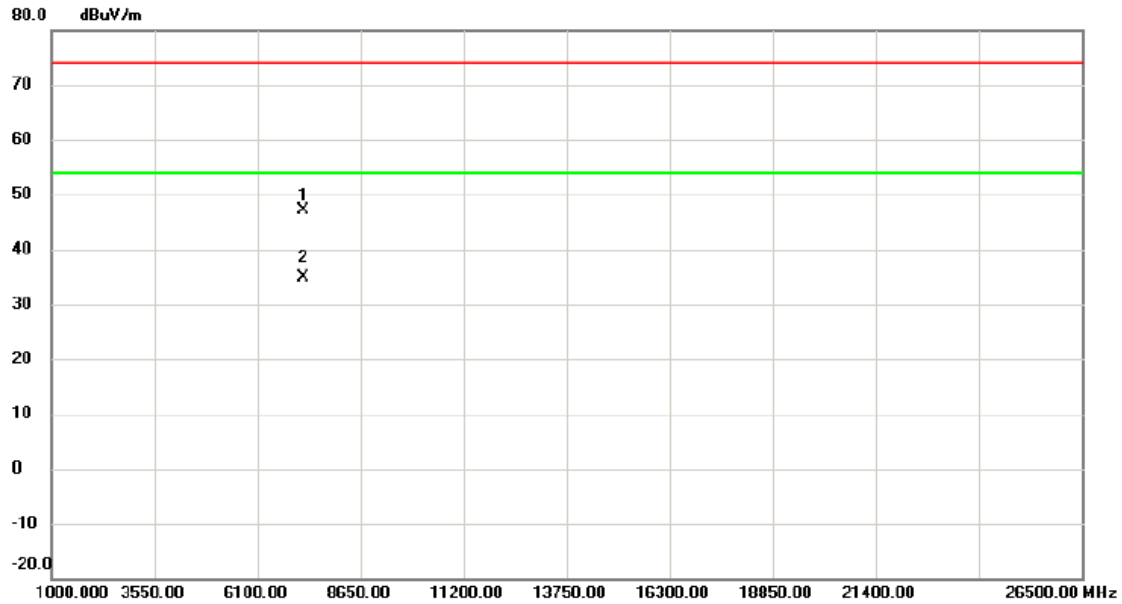
REMARKS:

(1) Measurement Value = Reading Level + Correct Factor.

(2) Margin Level = Measurement Value - Limit Value.

Orthogonal Axis	X
Test Mode:	TX vht-20M Mode 2417 MHz

Horizontal



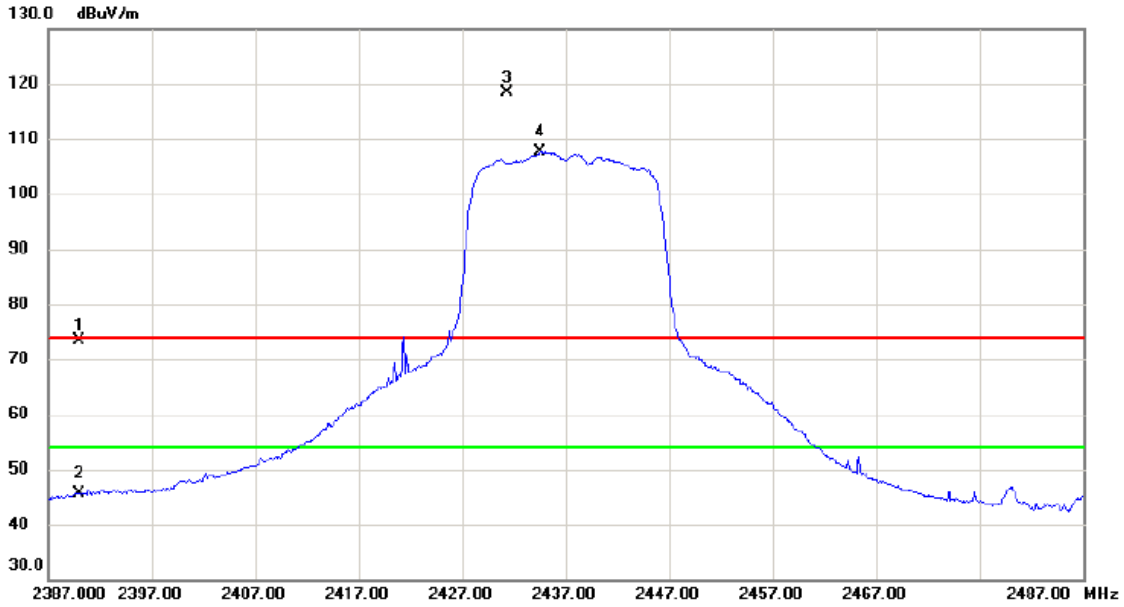
No.	Mk.	Freq. MHz	Reading Level dBuV	Correct Factor dB	Measure- ment dBuV/m	Limit dBuV/m	Margin dB	Detector	Comment
1		7250.785	39.32	7.92	47.24	74.00	-26.76	peak	
2	*	7251.045	26.97	7.92	34.89	54.00	-19.11	AVG	

REMARKS:

- (1) Measurement Value = Reading Level + Correct Factor.
- (2) Margin Level = Measurement Value - Limit Value.

Orthogonal Axis	X
Test Mode:	TX vht-20M Mode 2437 MHz

Vertical



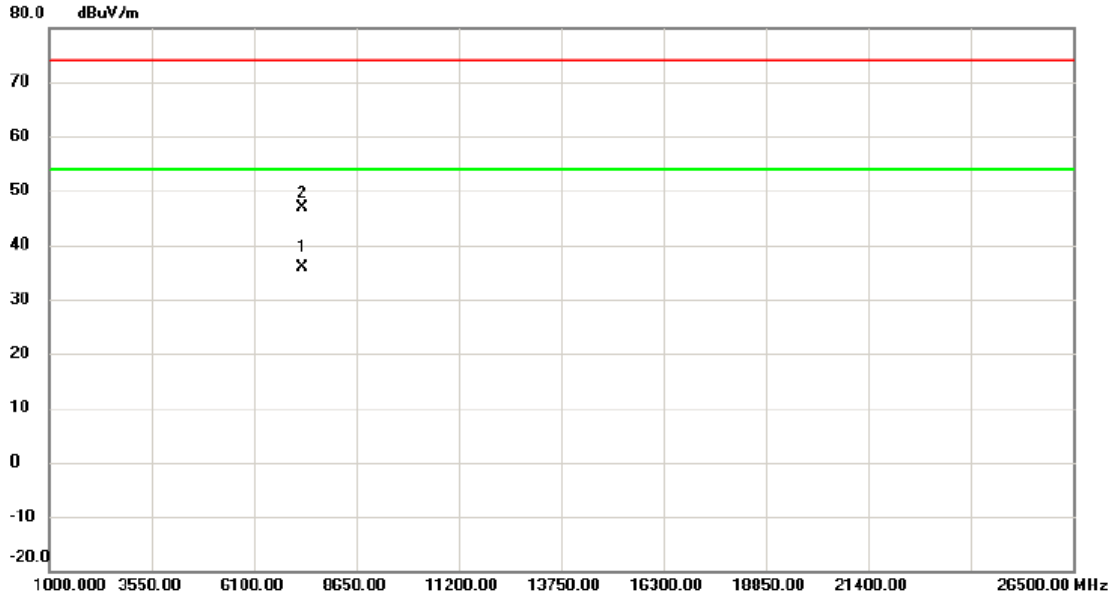
No.	Mk.	Freq. MHz	Reading Level dBuV	Correct Factor dB	Measure- ment dBuV/m	Limit dBuV/m	Margin dB	Detector	Comment
1		2390.000	65.07	8.35	73.42	74.00	-0.58	peak	
2		2390.000	37.17	8.35	45.52	54.00	-8.48	AVG	
3	X	2431.350	109.94	8.46	118.40	74.00	44.40	peak	No Limit
4	*	2434.600	99.13	8.46	107.59	54.00	53.59	AVG	No Limit

REMARKS:

- (1) Measurement Value = Reading Level + Correct Factor.
- (2) Margin Level = Measurement Value - Limit Value.

Orthogonal Axis	X
Test Mode:	TX vht-20M Mode 2437 MHz

Vertical



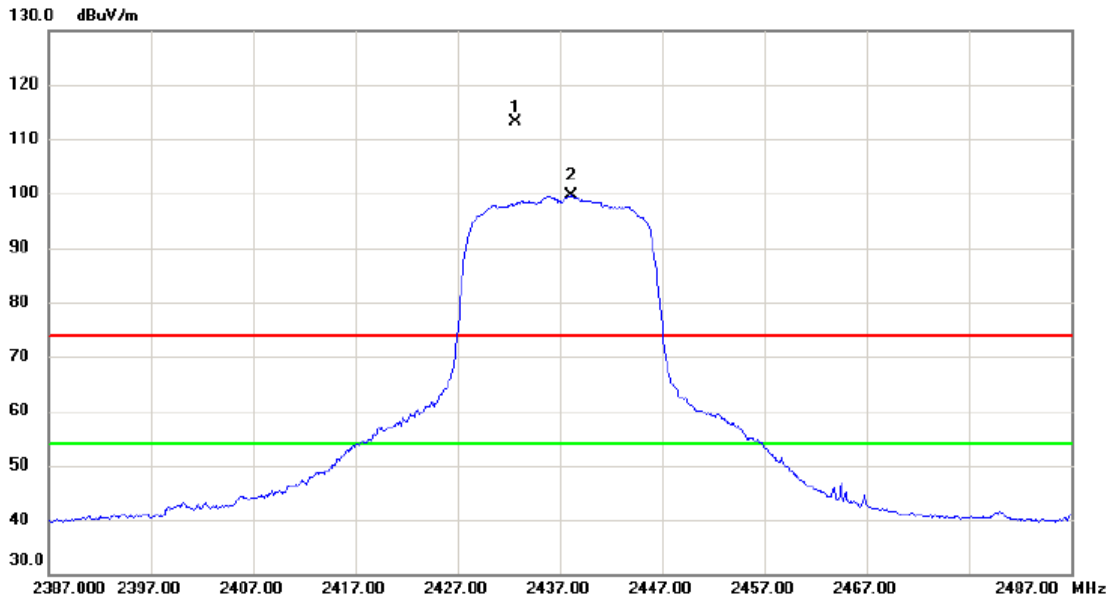
No.	Mk.	Freq. MHz	Reading Level dBuV	Correct Factor dB	Measure- ment dBuV/m	Limit dBuV/m	Margin dB	Detector	Comment
1	*	7310.993	27.84	7.97	35.81	54.00	-18.19	AVG	
2		7311.180	38.87	7.97	46.84	74.00	-27.16	peak	

REMARKS:

- (1) Measurement Value = Reading Level + Correct Factor.
- (2) Margin Level = Measurement Value - Limit Value.

Orthogonal Axis	X
Test Mode:	TX vht-20M Mode 2437 MHz

Horizontal



No.	Mk.	Freq. MHz	Reading Level dBuV	Correct Factor dB	Measure- ment dBuV/m	Limit dBuV/m	Margin dB	Detector	Comment
1	X	2432.650	104.79	8.46	113.25	74.00	39.25	peak	No Limit
2	*	2438.150	91.11	8.48	99.59	54.00	45.59	AVG	No Limit

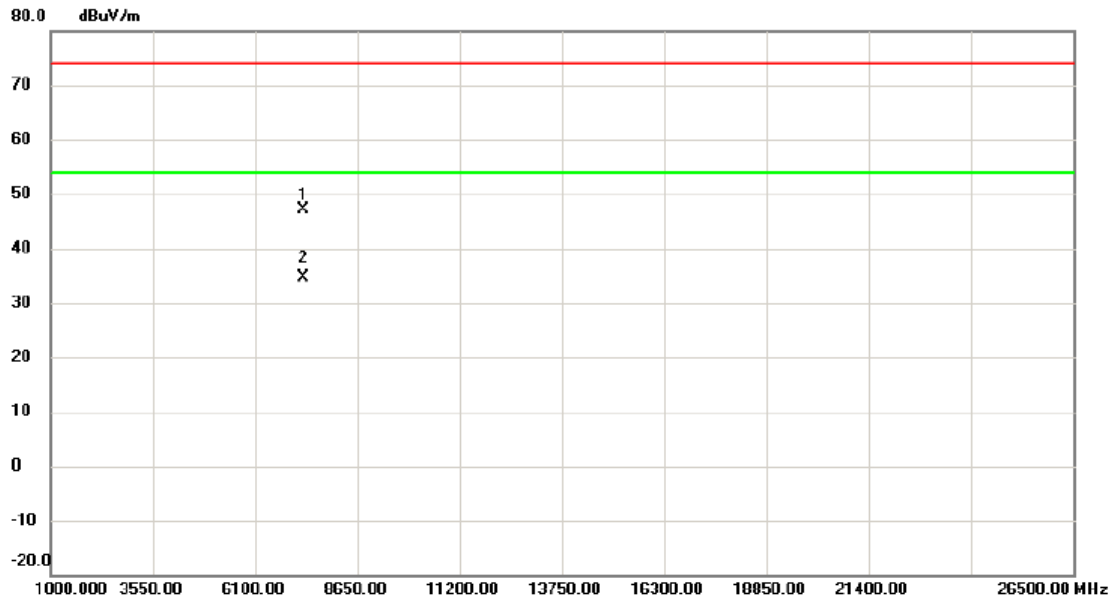
REMARKS:

(1) Measurement Value = Reading Level + Correct Factor.

(2) Margin Level = Measurement Value - Limit Value.

Orthogonal Axis	X
Test Mode:	TX vht-20M Mode 2437 MHz

Horizontal



No.	Mk.	Freq. MHz	Reading Level dBuV	Correct Factor dB	Measure- ment dBuV/m	Limit dBuV/m	Margin dB	Detector	Comment
1		7309.158	39.05	7.97	47.02	74.00	-26.98	peak	
2	*	7311.060	26.66	7.97	34.63	54.00	-19.37	AVG	

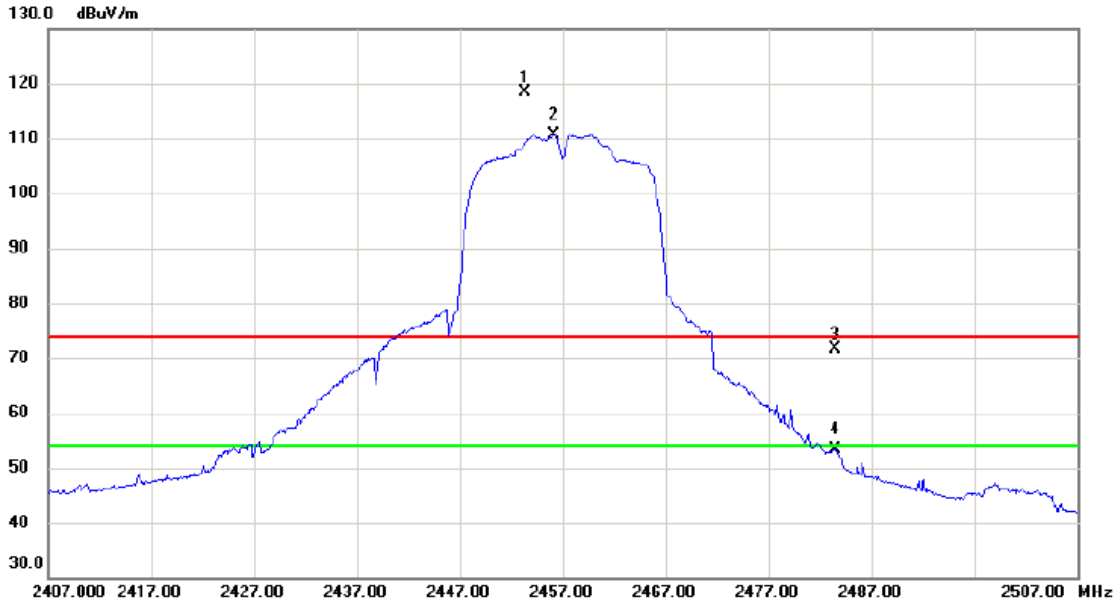
REMARKS:

(1) Measurement Value = Reading Level + Correct Factor.

(2) Margin Level = Measurement Value - Limit Value.

Orthogonal Axis	X
Test Mode:	TX vht-20M Mode 2457 MHz

Vertical



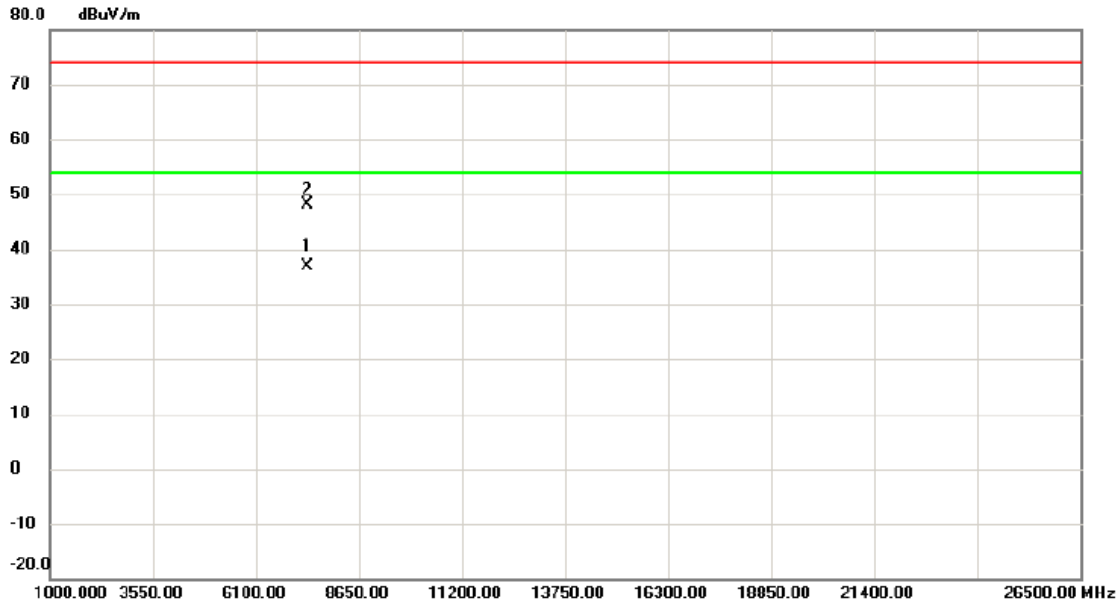
No.	Mk.	Freq. MHz	Reading Level dBuV	Correct Factor dB	Measure- ment dBuV/m	Limit dBuV/m	Margin dB	Detector	Comment
1	X	2453.350	109.78	8.52	118.30	74.00	44.30	peak	No Limit
2	*	2456.150	102.20	8.52	110.72	54.00	56.72	AVG	No Limit
3		2483.500	63.05	8.59	71.64	74.00	-2.36	peak	
4		2483.500	44.70	8.59	53.29	54.00	-0.71	AVG	

REMARKS:

- (1) Measurement Value = Reading Level + Correct Factor.
- (2) Margin Level = Measurement Value - Limit Value.

Orthogonal Axis	X
Test Mode:	TX vht-20M Mode 2457 MHz

Vertical



No.	Mk.	Freq. MHz	Reading Level dBuV	Correct Factor dB	Measure- ment dBuV/m	Limit dBuV/m	Margin dB	Detector	Comment
1	*	7370.970	28.91	8.03	36.94	54.00	-17.06	AVG	
2		7371.297	40.00	8.03	48.03	74.00	-25.97	peak	

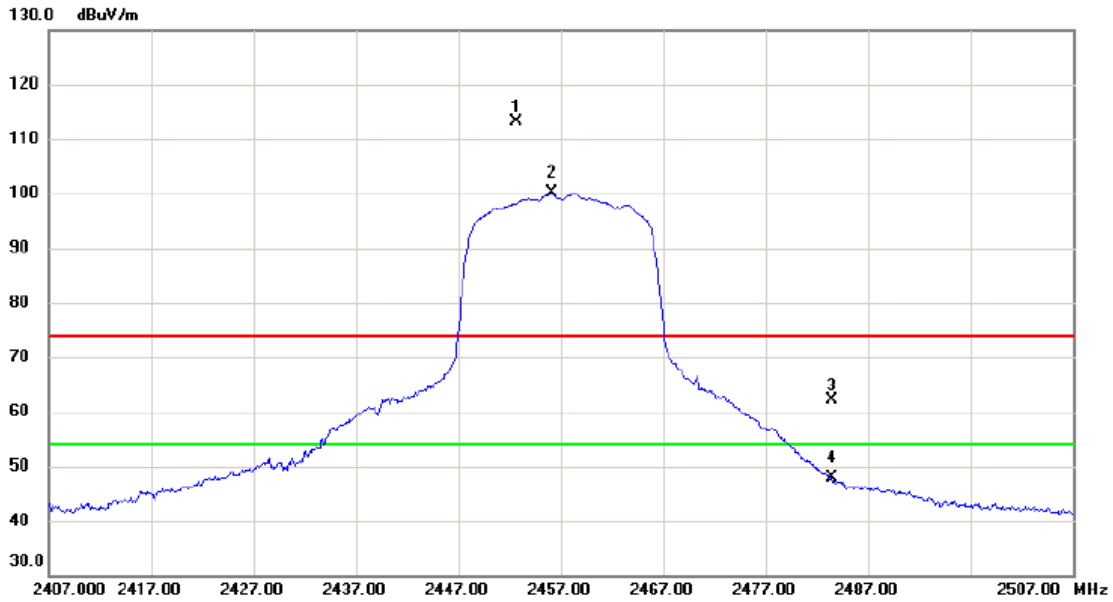
REMARKS:

(1) Measurement Value = Reading Level + Correct Factor.

(2) Margin Level = Measurement Value - Limit Value.

Orthogonal Axis	X
Test Mode:	TX vht-20M Mode 2457 MHz

Horizontal



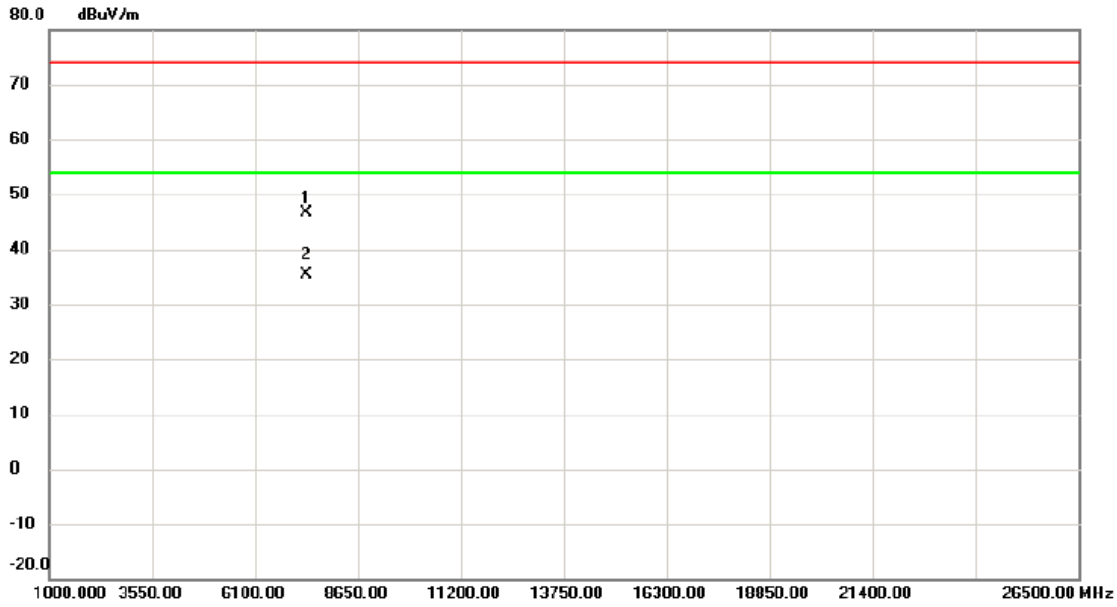
No.	Mk.	Freq. MHz	Reading Level dBuV	Correct Factor dB	Measure- ment dBuV/m	Limit dBuV/m	Margin dB	Detector	Comment
1	X	2452.700	104.61	8.51	113.12	74.00	39.12	peak	No Limit
2	*	2456.200	91.50	8.52	100.02	54.00	46.02	AVG	No Limit
3		2483.500	53.50	8.59	62.09	74.00	-11.91	peak	
4		2483.500	39.18	8.59	47.77	54.00	-6.23	AVG	

REMARKS:

- (1) Measurement Value = Reading Level + Correct Factor.
- (2) Margin Level = Measurement Value - Limit Value.

Orthogonal Axis	X
Test Mode:	TX vht-20M Mode 2457 MHz

Horizontal



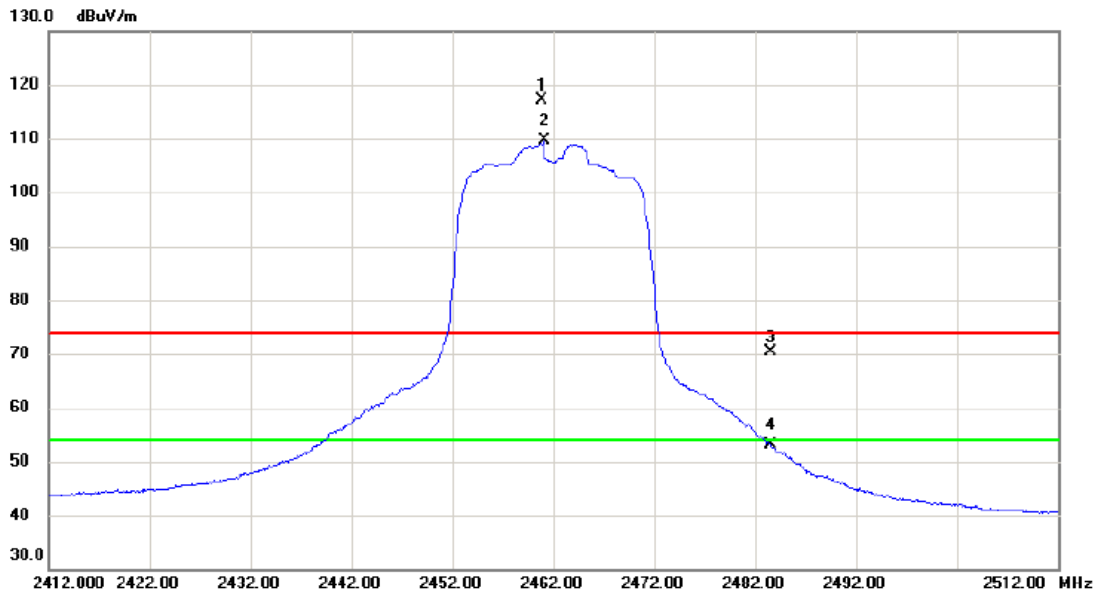
No.	Mk.	Freq. MHz	Reading Level dBuV	Correct Factor dB	Measure- ment dBuV/m	Limit dBuV/m	Margin dB	Detector	Comment
1		7370.512	38.68	8.03	46.71	74.00	-27.29	peak	
2	*	7370.985	27.32	8.03	35.35	54.00	-18.65	AVG	

REMARKS:

- (1) Measurement Value = Reading Level + Correct Factor.
- (2) Margin Level = Measurement Value - Limit Value.

Orthogonal Axis	X
Test Mode:	TX vht-20M Mode 2462 MHz

Vertical



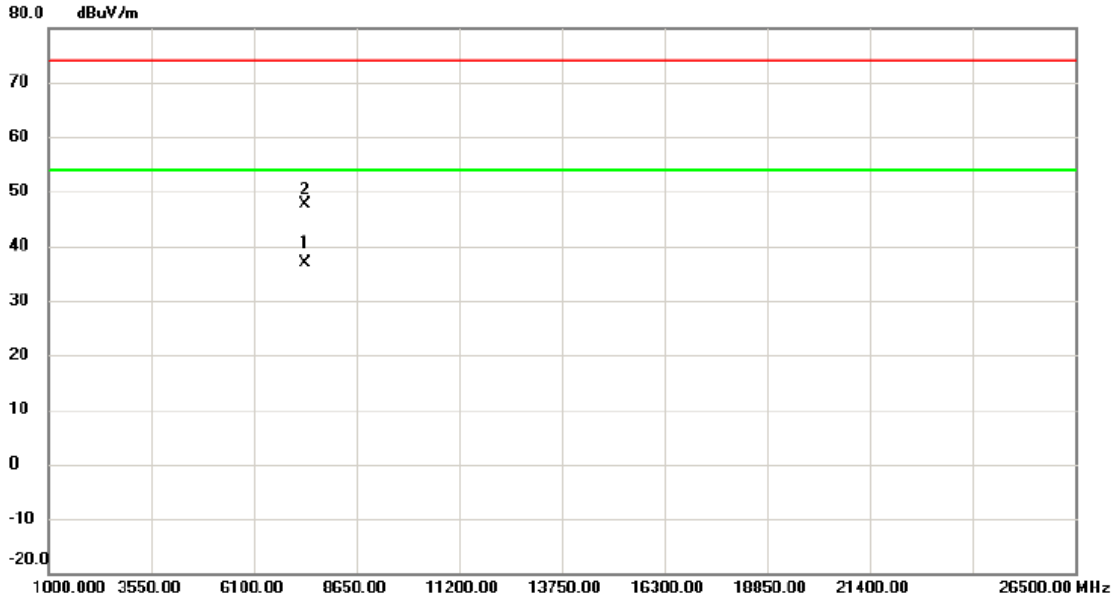
No.	Mk.	Freq. MHz	Reading Level dBuV	Correct Factor dB	Measure- ment dBuV/m	Limit dBuV/m	Margin dB	Detector	Comment
1	X	2460.900	108.52	8.53	117.05	74.00	43.05	peak	No Limit
2	*	2461.150	101.09	8.53	109.62	54.00	55.62	AVG	No Limit
3		2483.500	61.69	8.59	70.28	74.00	-3.72	peak	
4		2483.500	44.57	8.59	53.16	54.00	-0.84	AVG	

REMARKS:

- (1) Measurement Value = Reading Level + Correct Factor.
- (2) Margin Level = Measurement Value - Limit Value.

Orthogonal Axis	X
Test Mode:	TX vht-20M Mode 2462 MHz

Vertical



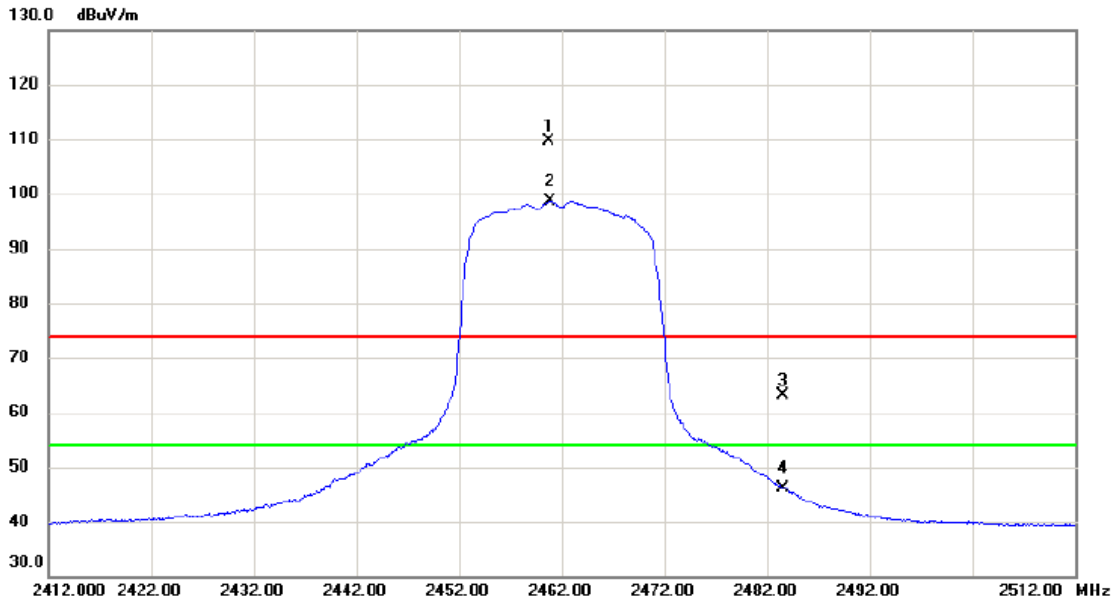
No.	Mk.	Freq. MHz	Reading Level dBuV	Correct Factor dB	Measure- ment dBuV/m	Limit dBuV/m	Margin dB	Detector	Comment
1	*	7385.985	28.84	8.04	36.88	54.00	-17.12	AVG	
2		7386.132	39.61	8.04	47.65	74.00	-26.35	peak	

REMARKS:

- (1) Measurement Value = Reading Level + Correct Factor.
- (2) Margin Level = Measurement Value - Limit Value.

Orthogonal Axis	X
Test Mode:	TX vht-20M Mode 2462 MHz

Horizontal



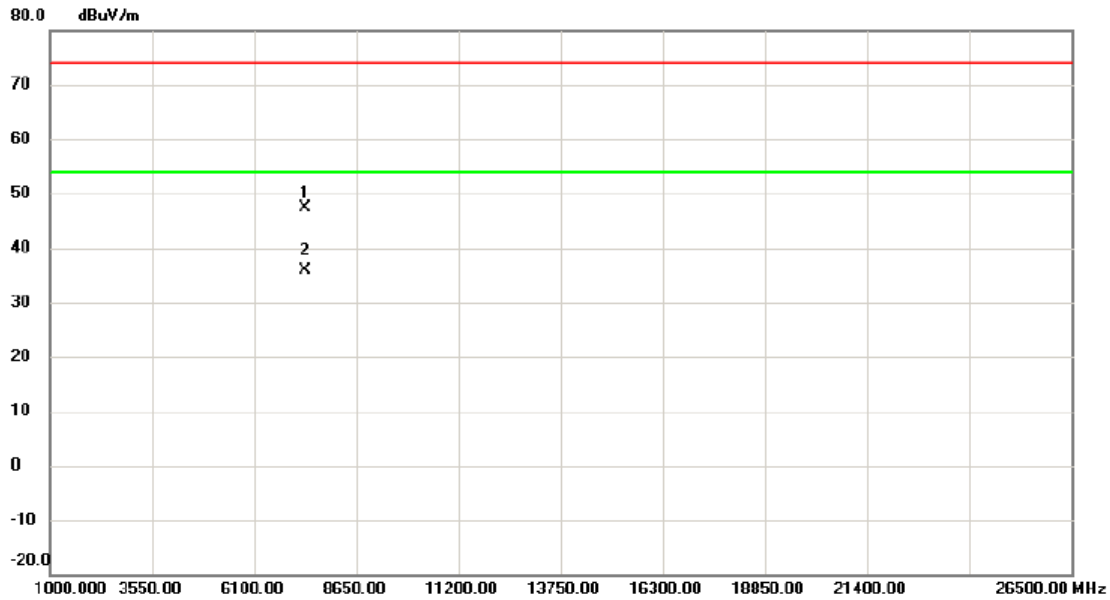
No.	Mk.	Freq. MHz	Reading Level dBuV	Correct Factor dB	Measure- ment dBuV/m	Limit dBuV/m	Margin dB	Detector	Comment
1	X	2460.750	101.16	8.53	109.69	74.00	35.69	peak	No Limit
2	*	2460.900	90.09	8.53	98.62	54.00	44.62	AVG	No Limit
3		2483.500	54.66	8.59	63.25	74.00	-10.75	peak	
4		2483.500	37.63	8.59	46.22	54.00	-7.78	AVG	

REMARKS:

- (1) Measurement Value = Reading Level + Correct Factor.
- (2) Margin Level = Measurement Value - Limit Value.

Orthogonal Axis	X
Test Mode:	TX vht-20M Mode 2462 MHz

Horizontal



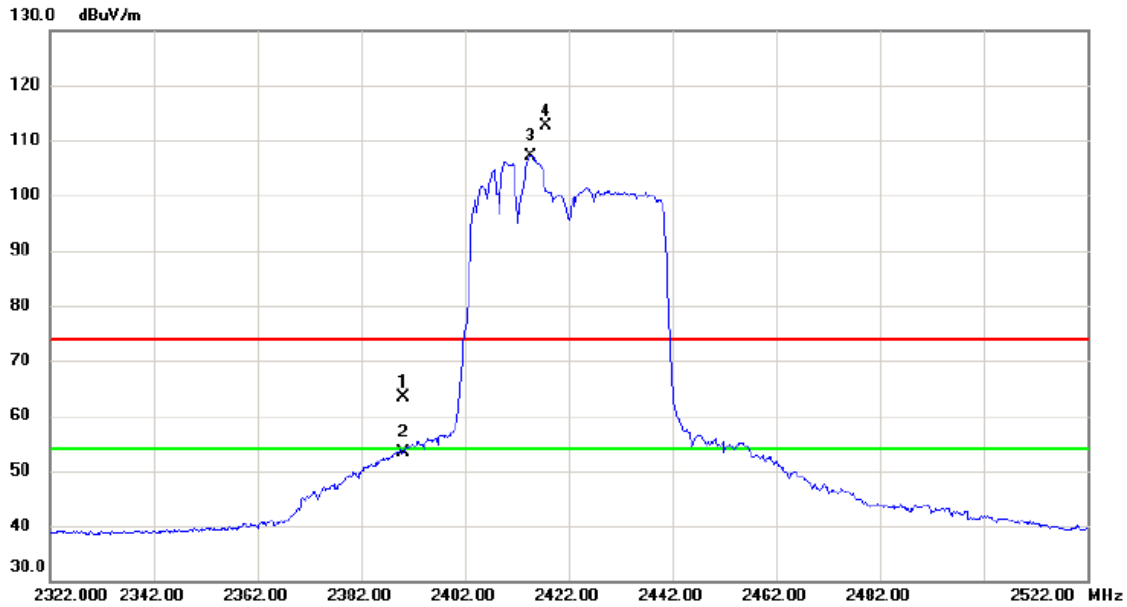
No.	Mk.	Freq.	Reading Level	Correct Factor	Measurement	Limit	Margin	Detector	Comment
		MHz	dBuV	dB	dBuV/m	dBuV/m	dB		
1		7384.925	39.37	8.04	47.41	74.00	-26.59	peak	
2	*	7385.970	27.75	8.04	35.79	54.00	-18.21	AVG	

REMARKS:

- (1) Measurement Value = Reading Level + Correct Factor.
- (2) Margin Level = Measurement Value - Limit Value.

Orthogonal Axis	X
Test Mode:	TX vht-40M Mode 2422 MHz

Vertical



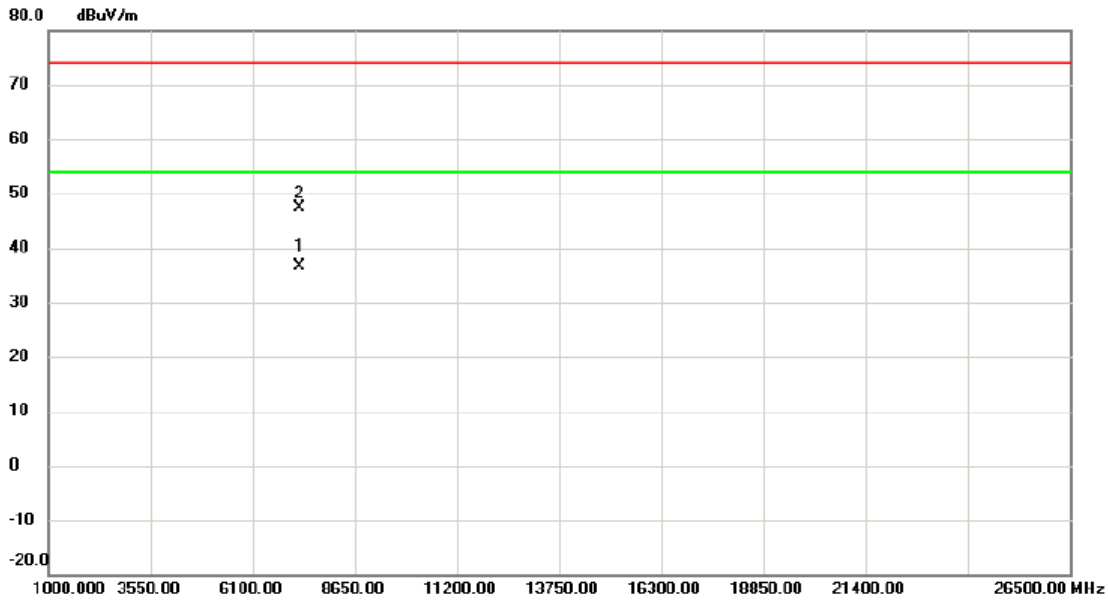
No.	Mk.	Freq. MHz	Reading Level dBuV	Correct Factor dB	Measure- ment dBuV/m	Limit dBuV/m	Margin dB	Detector	Comment
1		2390.000	54.95	8.35	63.30	74.00	-10.70	peak	
2		2390.000	45.06	8.35	53.41	54.00	-0.59	AVG	
3	*	2414.700	98.72	8.42	107.14	54.00	53.14	AVG	No Limit
4	X	2417.600	104.19	8.42	112.61	74.00	38.61	peak	No Limit

REMARKS:

- (1) Measurement Value = Reading Level + Correct Factor.
- (2) Margin Level = Measurement Value - Limit Value.

Orthogonal Axis	X
Test Mode:	TX vht-40M Mode 2422 MHz

Vertical



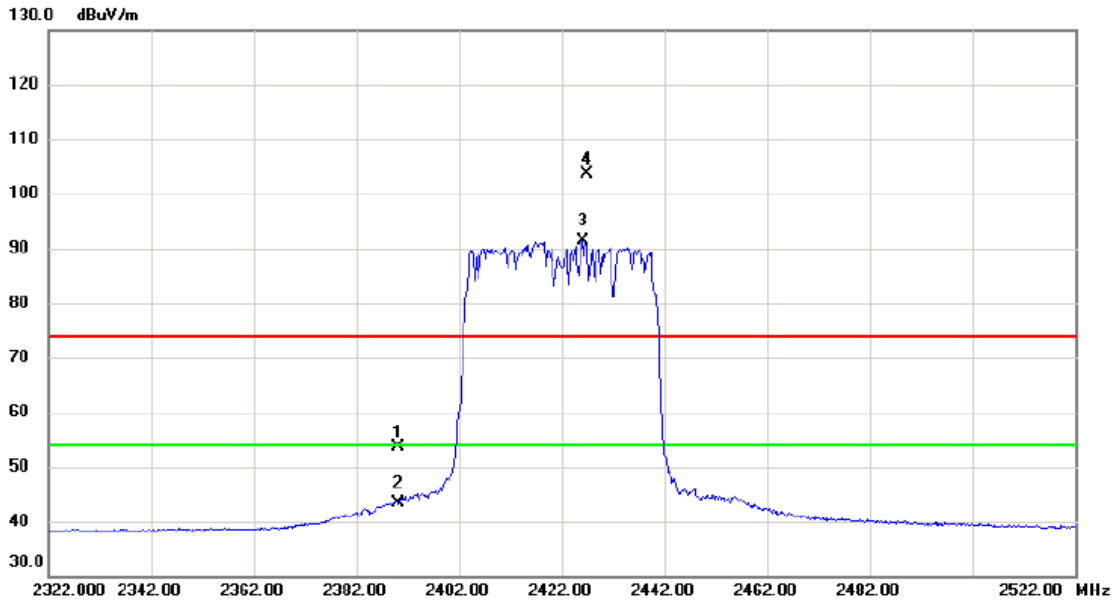
No.	Mk.	Freq.	Reading Level	Correct Factor	Measurement	Limit	Margin	Detector	Comment
		MHz	dBuV	dB	dBuV/m	dBuV/m	dB		
1	*	7266.030	28.67	7.94	36.61	54.00	-17.39	AVG	
2		7266.092	39.56	7.94	47.50	74.00	-26.50	peak	

REMARKS:

- (1) Measurement Value = Reading Level + Correct Factor.
- (2) Margin Level = Measurement Value - Limit Value.

Orthogonal Axis	X
Test Mode:	TX vht-40M Mode 2422 MHz

Horizontal



No.	Mk.	Freq. MHz	Reading Level dBuV	Correct Factor dB	Measure- ment dBuV/m	Limit dBuV/m	Margin dB	Detector	Comment
1		2390.000	45.28	8.35	53.63	74.00	-20.37	peak	
2		2390.000	35.11	8.35	43.46	54.00	-10.54	AVG	
3	*	2426.000	82.94	8.45	91.39	54.00	37.39	AVG	No Limit
4	X	2426.900	95.16	8.45	103.61	74.00	29.61	peak	No Limit

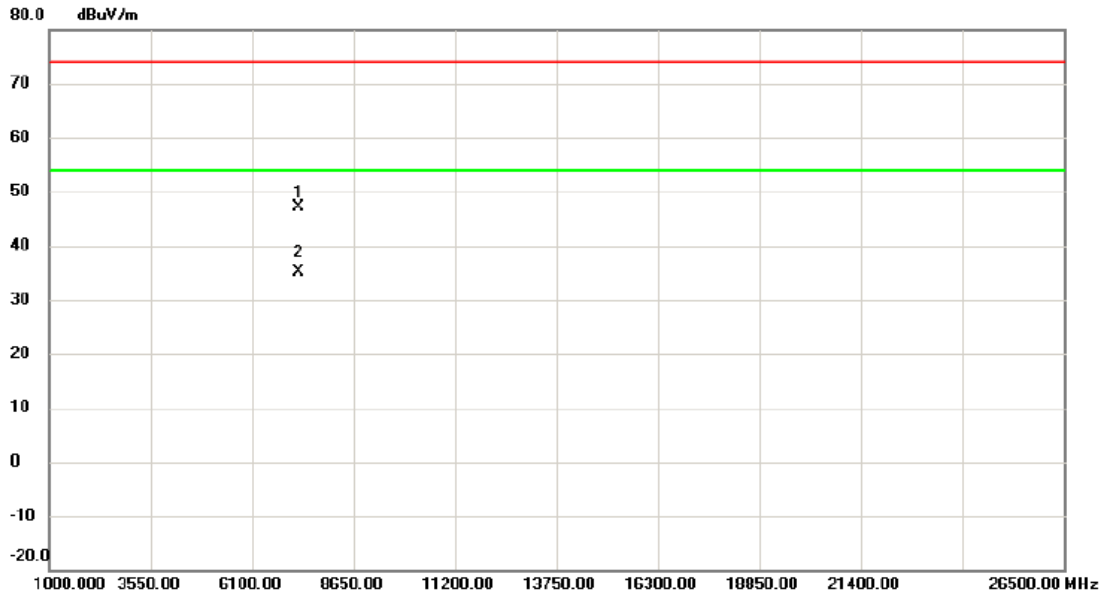
REMARKS:

(1) Measurement Value = Reading Level + Correct Factor.

(2) Margin Level = Measurement Value - Limit Value.

Orthogonal Axis	X
Test Mode:	TX vht-40M Mode 2422 MHz

Horizontal



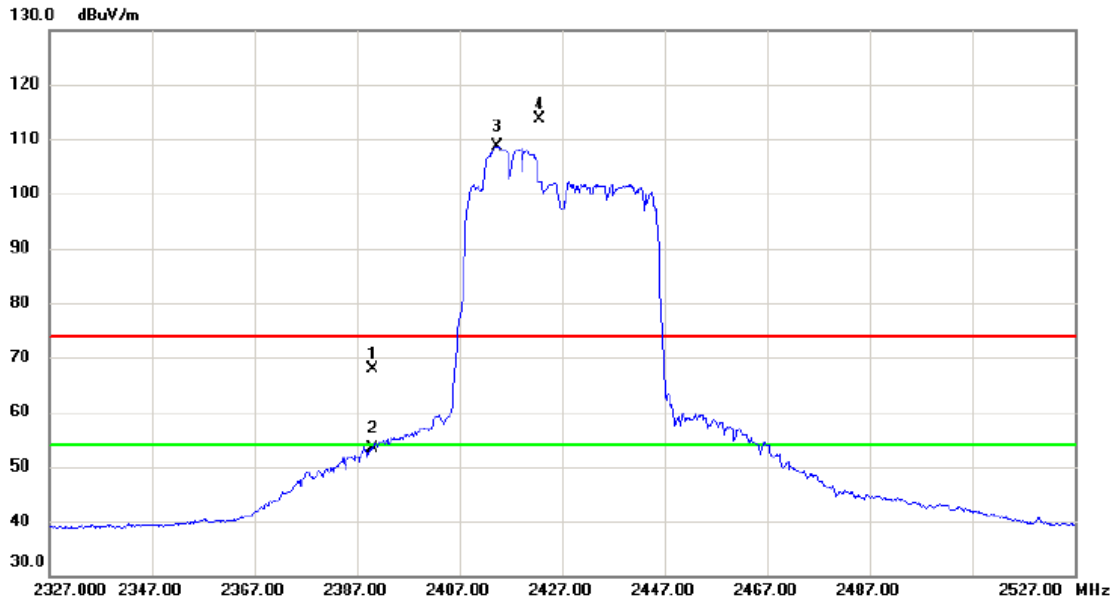
No.	Mk.	Freq. MHz	Reading Level dBuV	Correct Factor dB	Measure- ment dBuV/m	Limit dBuV/m	Margin dB	Detector	Comment
1		7265.675	39.24	7.94	47.18	74.00	-26.82	peak	
2	*	7265.885	27.19	7.94	35.13	54.00	-18.87	AVG	

REMARKS:

- (1) Measurement Value = Reading Level + Correct Factor.
- (2) Margin Level = Measurement Value - Limit Value.

Orthogonal Axis	X
Test Mode:	TX vht-40M Mode 2427 MHz

Vertical



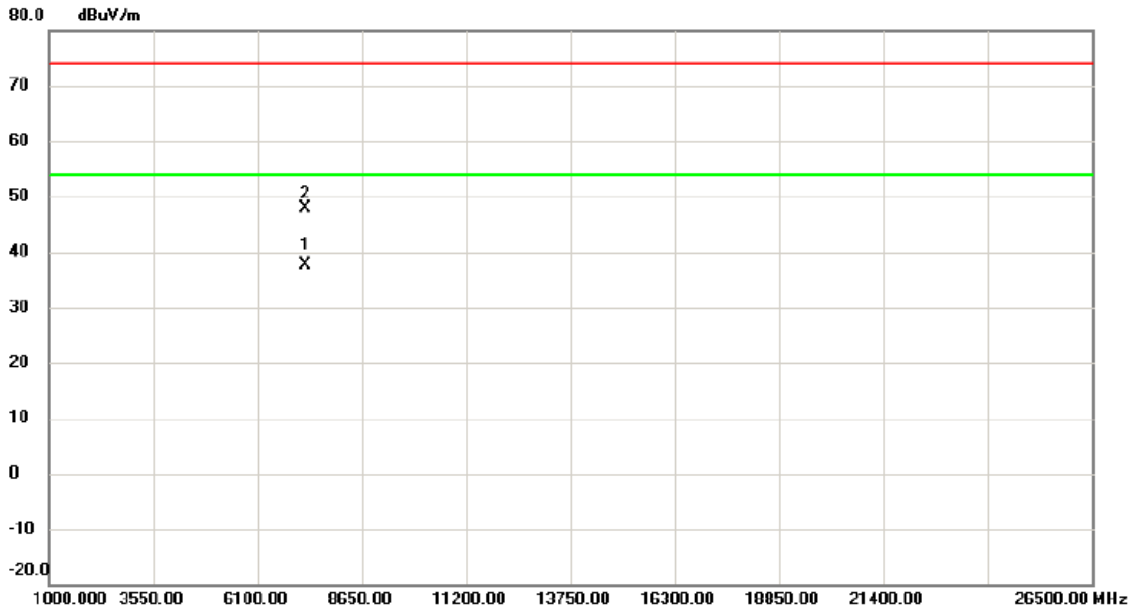
No.	Mk.	Freq. MHz	Reading Level dBuV	Correct Factor dB	Measure- ment dBuV/m	Limit dBuV/m	Margin dB	Detector	Comment
1		2390.000	59.50	8.35	67.85	74.00	-6.15	peak	
2		2390.000	45.02	8.35	53.37	54.00	-0.63	AVG	
3	*	2414.300	100.32	8.42	108.74	54.00	54.74	AVG	No Limit
4	X	2422.500	105.11	8.43	113.54	74.00	39.54	peak	No Limit

REMARKS:

- (1) Measurement Value = Reading Level + Correct Factor.
- (2) Margin Level = Measurement Value - Limit Value.

Orthogonal Axis	X
Test Mode:	TX vht-40M Mode 2427 MHz

Vertical



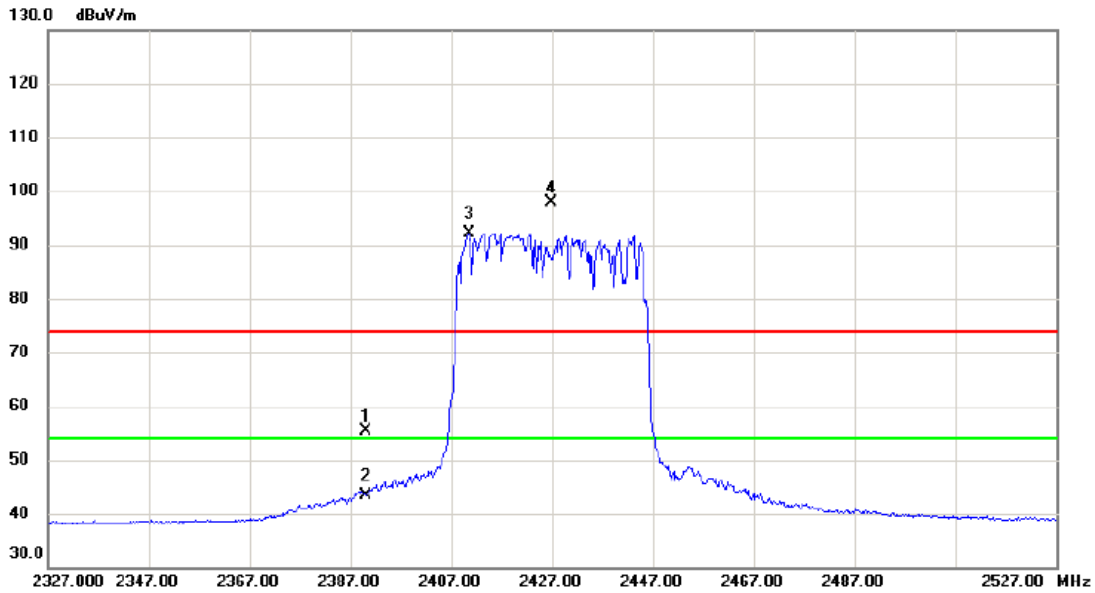
No.	Mk.	Freq. MHz	Reading Level dBuV	Correct Factor dB	Measure- ment dBuV/m	Limit dBuV/m	Margin dB	Detector	Comment
1	*	7280.967	29.57	7.95	37.52	54.00	-16.48	AVG	
2		7281.038	39.93	7.95	47.88	74.00	-26.12	peak	

REMARKS:

- (1) Measurement Value = Reading Level + Correct Factor.
- (2) Margin Level = Measurement Value - Limit Value.

Orthogonal Axis	X
Test Mode:	TX vht-40M Mode 2427 MHz

Horizontal



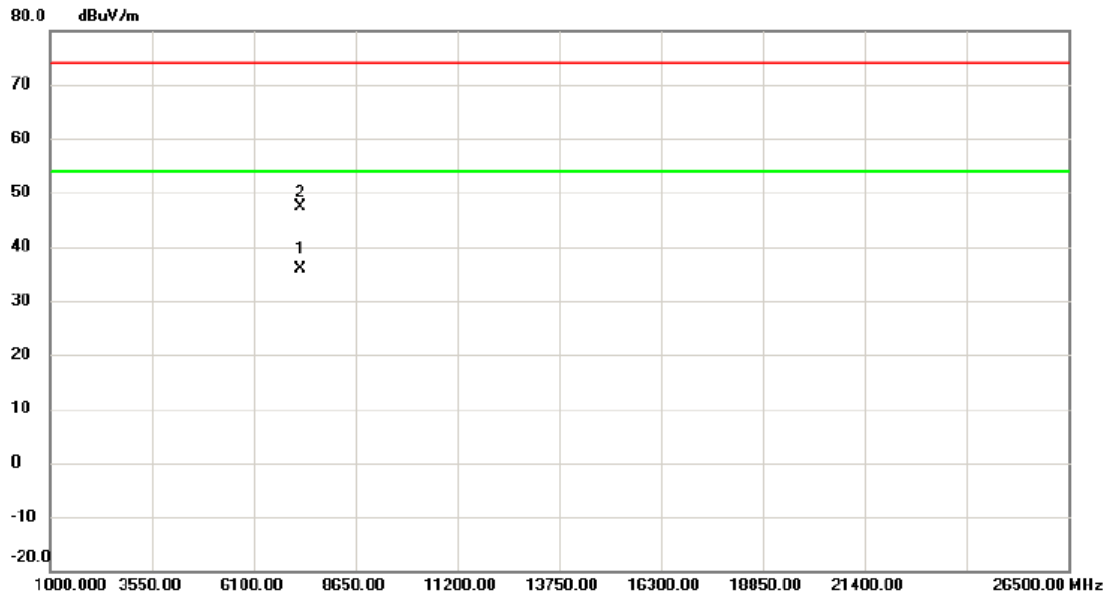
No.	Mk.	Freq. MHz	Reading Level dBuV	Correct Factor dB	Measure- ment dBuV/m	Limit dBuV/m	Margin dB	Detector	Comment
1		2390.000	47.09	8.35	55.44	74.00	-18.56	peak	
2		2390.000	35.00	8.35	43.35	54.00	-10.65	AVG	
3	*	2410.500	83.78	8.41	92.19	54.00	38.19	AVG	No Limit
4	X	2426.900	89.34	8.45	97.79	74.00	23.79	peak	No Limit

REMARKS:

- (1) Measurement Value = Reading Level + Correct Factor.
- (2) Margin Level = Measurement Value - Limit Value.

Orthogonal Axis	X
Test Mode:	TX vht-40M Mode 2427 MHz

Horizontal



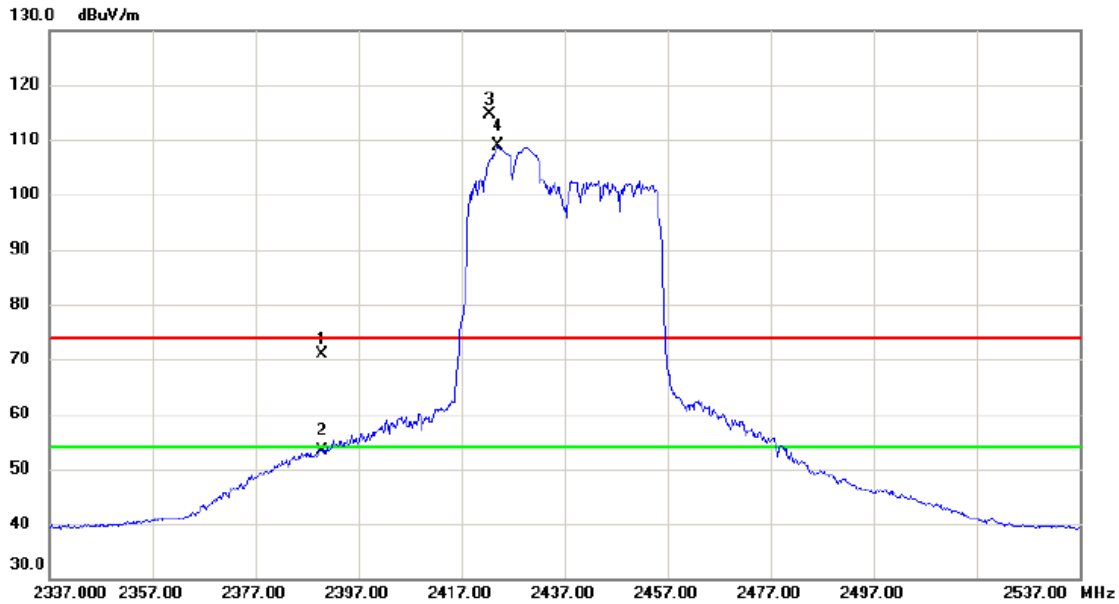
No.	Mk.	Freq.	Reading Level	Correct Factor	Measurement	Limit	Margin		
		MHz	dBuV	dB	dBuV/m	dBuV/m	dB	Detector	Comment
1	*	7281.055	28.01	7.95	35.96	54.00	-18.04	AVG	
2		7281.520	39.45	7.95	47.40	74.00	-26.60	peak	

REMARKS:

- (1) Measurement Value = Reading Level + Correct Factor.
- (2) Margin Level = Measurement Value - Limit Value.

Orthogonal Axis	X
Test Mode:	TX vht-40M Mode 2437 MHz

Vertical



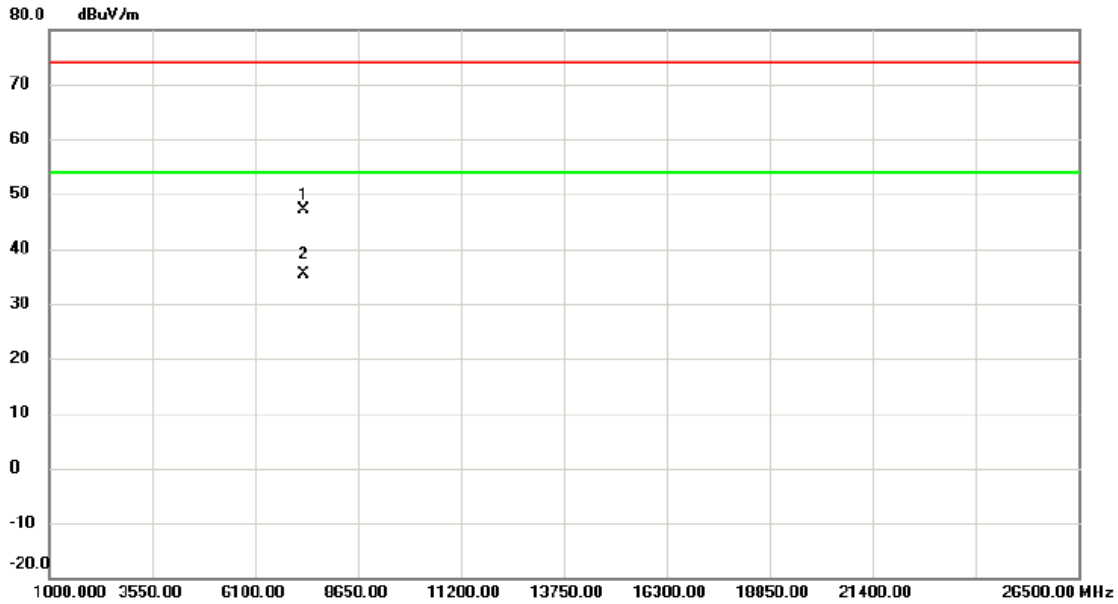
No.	Mk.	Freq. MHz	Reading Level dBuV	Correct Factor dB	Measure- ment dBuV/m	Limit dBuV/m	Margin dB	Detector	Comment
1		2390.000	62.58	8.35	70.93	74.00	-3.07	peak	
2		2390.000	45.08	8.35	53.43	54.00	-0.57	AVG	
3	X	2422.600	106.09	8.43	114.52	74.00	40.52	peak	No Limit
4	*	2424.200	100.35	8.44	108.79	54.00	54.79	AVG	No Limit

REMARKS:

- (1) Measurement Value = Reading Level + Correct Factor.
- (2) Margin Level = Measurement Value - Limit Value.

Orthogonal Axis	X
Test Mode:	TX vht-40M Mode 2437 MHz

Vertical



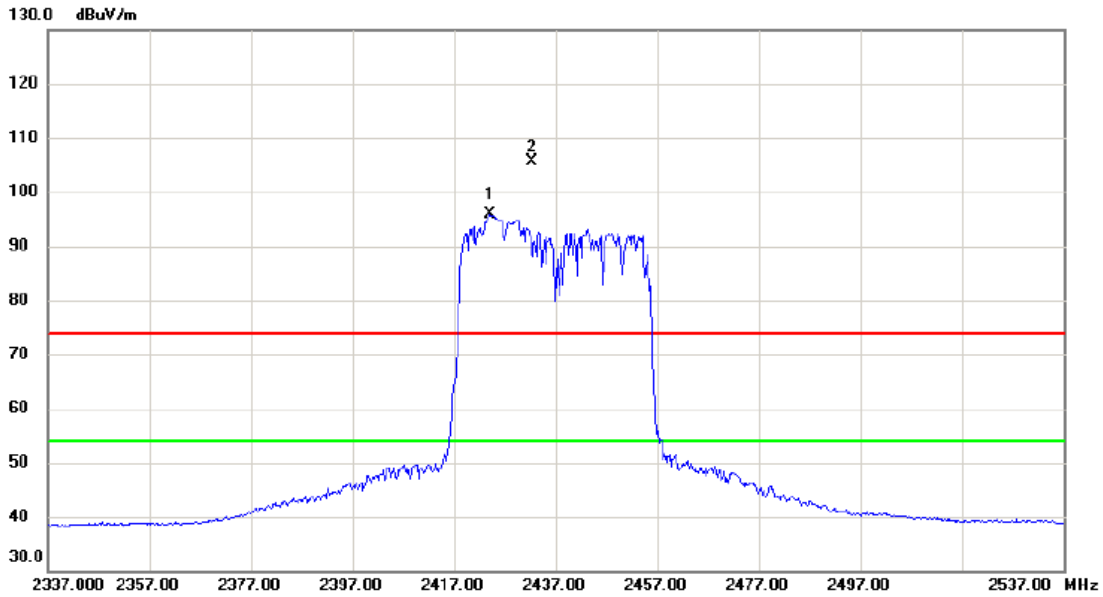
No.	Mk.	Freq.	Reading Level	Correct Factor	Measurement	Limit	Margin	Detector	Comment
		MHz	dBuV	dB	dBuV/m	dBuV/m	dB		
1		7310.860	39.08	7.97	47.05	74.00	-26.95	peak	
2	*	7311.057	27.34	7.97	35.31	54.00	-18.69	AVG	

REMARKS:

- (1) Measurement Value = Reading Level + Correct Factor.
- (2) Margin Level = Measurement Value - Limit Value.

Orthogonal Axis	X
Test Mode:	TX vht-40M Mode 2437 MHz

Horizontal



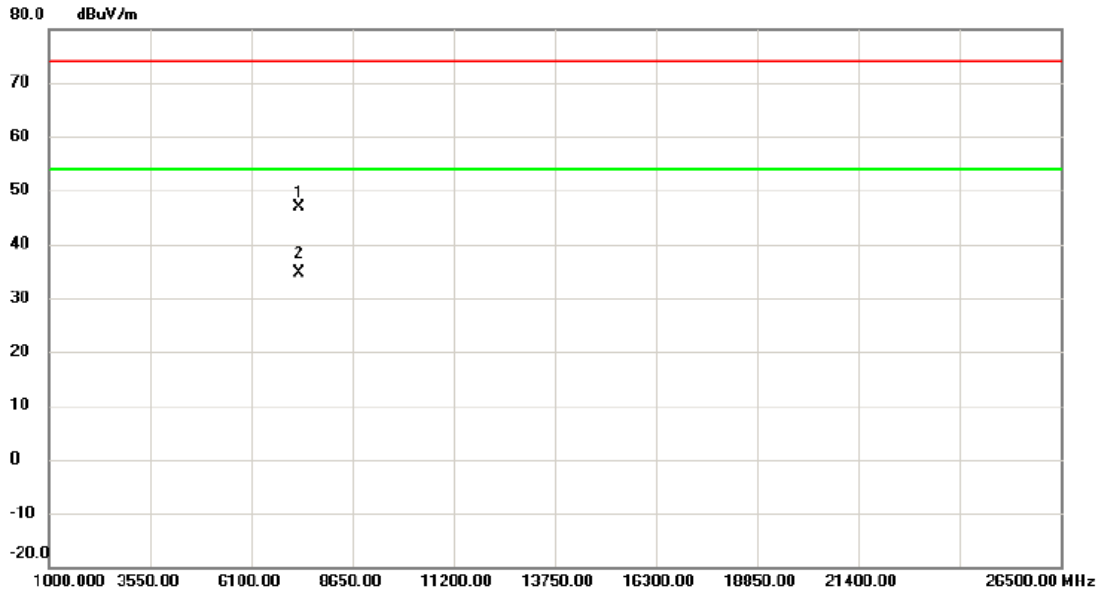
No.	Mk.	Freq. MHz	Reading Level dBuV	Correct Factor dB	Measure- ment dBuV/m	Limit dBuV/m	Margin dB	Detector	Comment
1	*	2424.200	87.35	8.44	95.79	54.00	41.79	AVG	No Limit
2	X	2432.400	97.20	8.46	105.66	74.00	31.66	peak	No Limit

REMARKS:

- (1) Measurement Value = Reading Level + Correct Factor.
- (2) Margin Level = Measurement Value - Limit Value.

Orthogonal Axis	X
Test Mode:	TX vht-40M Mode 2437 MHz

Horizontal



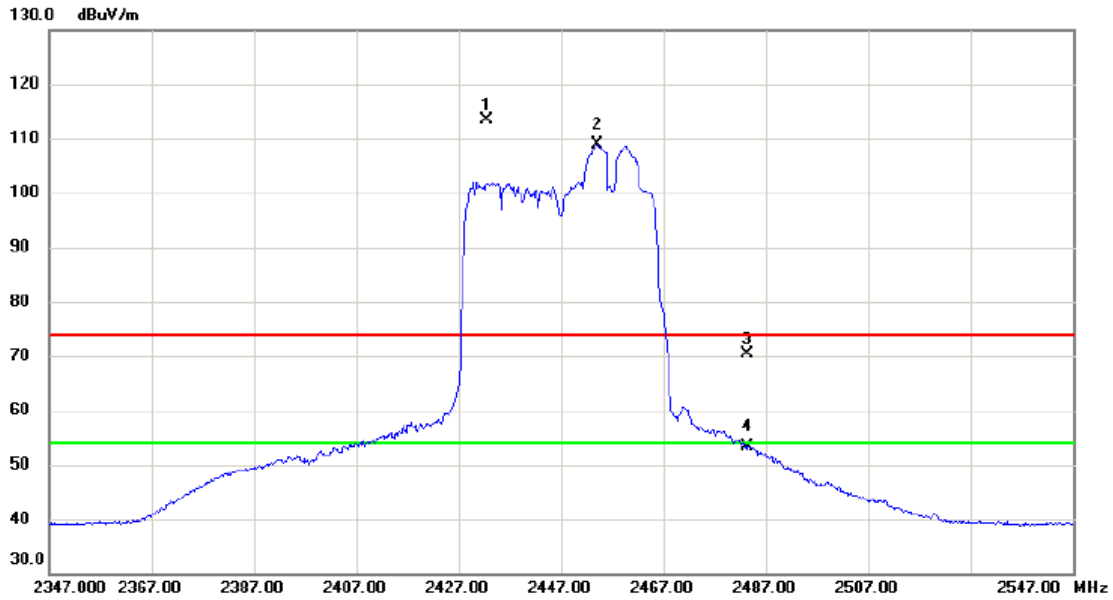
No.	Mk.	Freq. MHz	Reading Level dBuV	Correct Factor dB	Measure- ment dBuV/m	Limit dBuV/m	Margin dB	Detector	Comment
1		7310.948	38.94	7.97	46.91	74.00	-27.09	peak	
2	*	7311.045	26.68	7.97	34.65	54.00	-19.35	AVG	

REMARKS:

- (1) Measurement Value = Reading Level + Correct Factor.
- (2) Margin Level = Measurement Value - Limit Value.

Orthogonal Axis	X
Test Mode:	TX vht-40M Mode 2447 MHz

Vertical



No.	Mk.	Freq. MHz	Reading Level dBuV	Correct Factor dB	Measure- ment dBuV/m	Limit dBuV/m	Margin dB	Detector	Comment
1	X	2432.400	104.81	8.46	113.27	74.00	39.27	peak	No Limit
2	*	2454.200	100.48	8.52	109.00	54.00	55.00	AVG	No Limit
3		2483.500	61.77	8.59	70.36	74.00	-3.64	peak	
4		2483.500	44.69	8.59	53.28	54.00	-0.72	AVG	

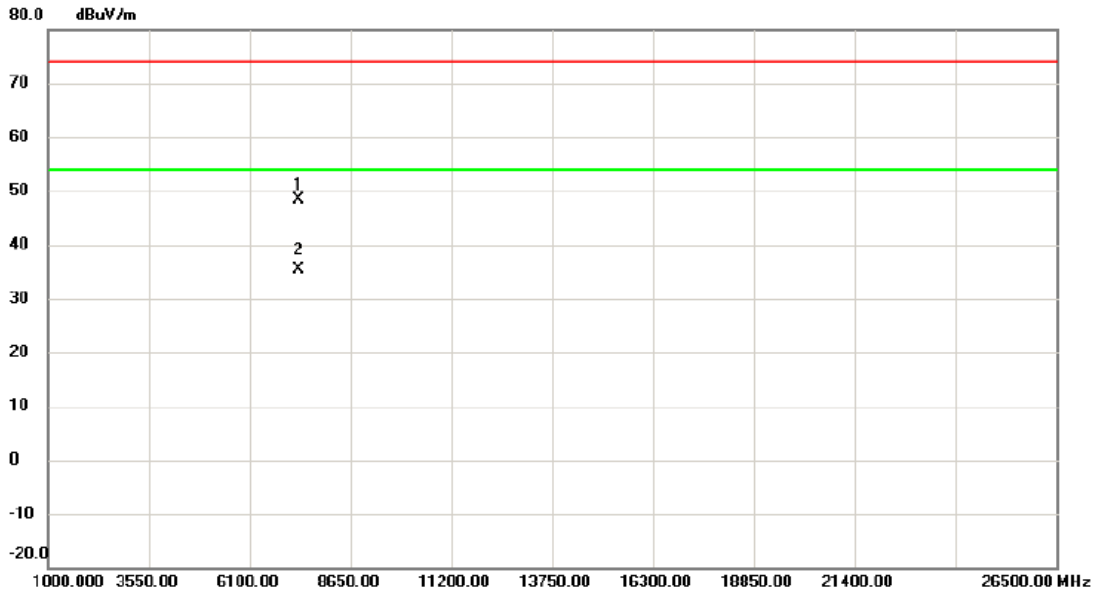
REMARKS:

(1) Measurement Value = Reading Level + Correct Factor.

(2) Margin Level = Measurement Value - Limit Value.

Orthogonal Axis	X
Test Mode:	TX vht-40M Mode 2447 MHz

Vertical



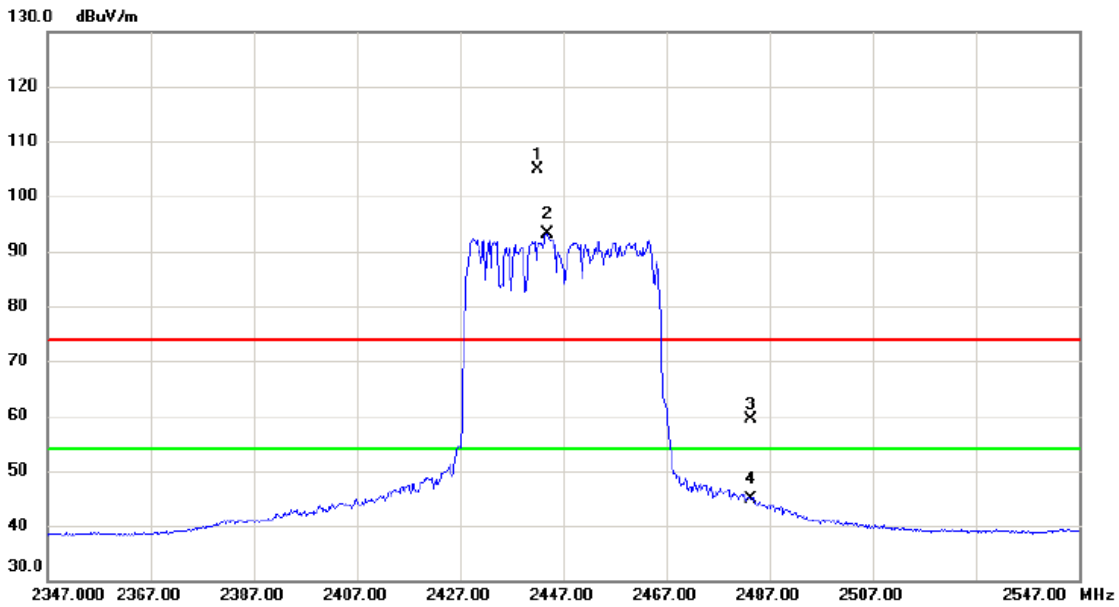
No.	Mk.	Freq. MHz	Reading Level dBuV	Correct Factor dB	Measure- ment dBuV/m	Limit dBuV/m	Margin dB	Detector	Comment
1		7338.555	40.28	8.01	48.29	74.00	-25.71	peak	
2	*	7339.700	27.34	8.01	35.35	54.00	-18.65	AVG	

REMARKS:

- (1) Measurement Value = Reading Level + Correct Factor.
- (2) Margin Level = Measurement Value - Limit Value.

Orthogonal Axis	X
Test Mode:	TX vht-40M Mode 2447 MHz

Horizontal



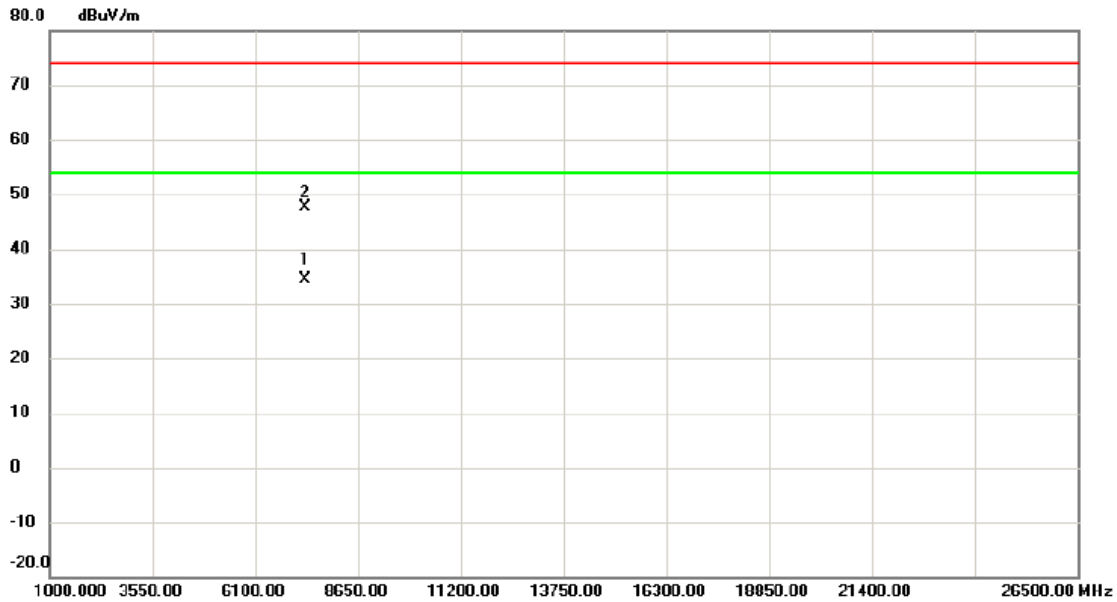
No.	Mk.	Freq. MHz	Reading Level dBuV	Correct Factor dB	Measure- ment dBuV/m	Limit dBuV/m	Margin dB	Detector	Comment
1	X	2442.000	96.41	8.49	104.90	74.00	30.90	peak	No Limit
2	*	2443.800	84.64	8.49	93.13	54.00	39.13	AVG	No Limit
3		2483.500	50.74	8.59	59.33	74.00	-14.67	peak	
4		2483.500	36.39	8.59	44.98	54.00	-9.02	AVG	

REMARKS:

- (1) Measurement Value = Reading Level + Correct Factor.
- (2) Margin Level = Measurement Value - Limit Value.

Orthogonal Axis	X
Test Mode:	TX vht-40M Mode 2447 MHz

Horizontal



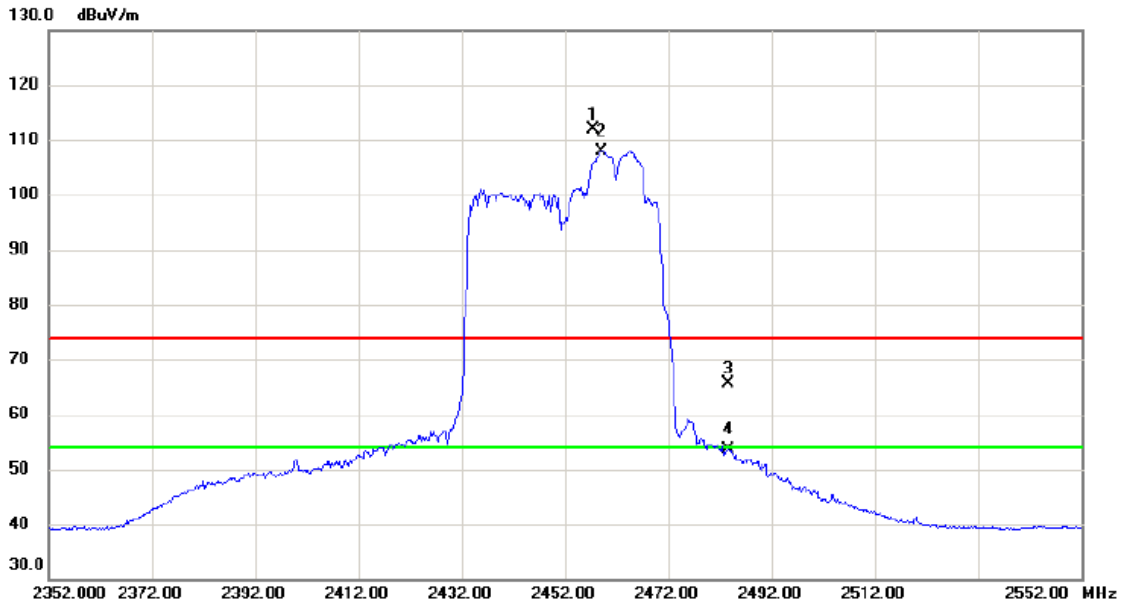
No.	Mk.	Freq. MHz	Reading Level dBuV	Correct Factor dB	Measure- ment dBuV/m	Limit dBuV/m	Margin dB	Detector	Comment
1	*	7338.510	26.42	8.01	34.43	54.00	-19.57	AVG	
2		7339.725	39.73	8.01	47.74	74.00	-26.26	peak	

REMARKS:

- (1) Measurement Value = Reading Level + Correct Factor.
- (2) Margin Level = Measurement Value - Limit Value.

Orthogonal Axis	X
Test Mode:	TX vht-40M Mode 2452 MHz

Vertical



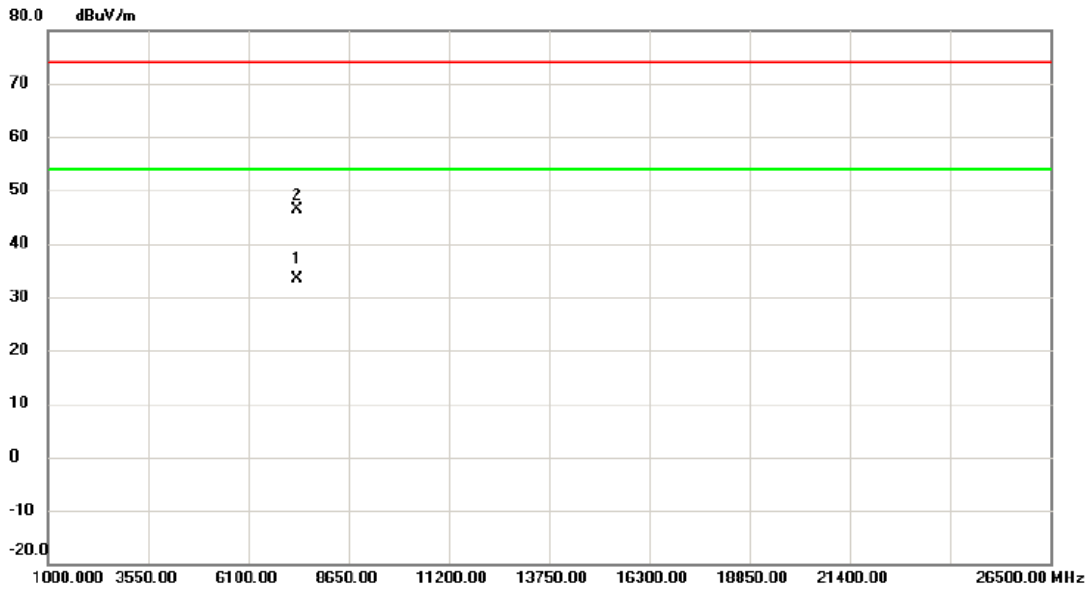
No.	Mk.	Freq. MHz	Reading Level dBuV	Correct Factor dB	Measure- ment dBuV/m	Limit dBuV/m	Margin dB	Detector	Comment
1	X	2457.400	103.42	8.52	111.94	74.00	37.94	peak	No Limit
2	*	2459.200	99.43	8.53	107.96	54.00	53.96	AVG	No Limit
3		2483.500	56.95	8.59	65.54	74.00	-8.46	peak	
4		2483.500	44.97	8.59	53.56	54.00	-0.44	AVG	

REMARKS:

- (1) Measurement Value = Reading Level + Correct Factor.
- (2) Margin Level = Measurement Value - Limit Value.

Orthogonal Axis	X
Test Mode:	TX vht-40M Mode 2452 MHz

Vertical



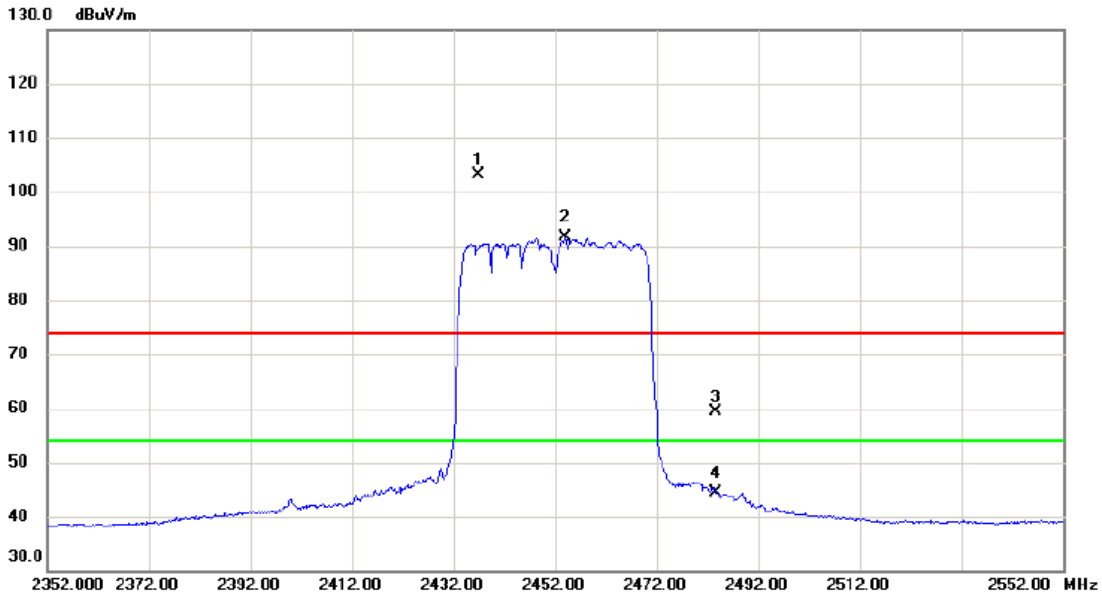
No.	Mk.	Freq. MHz	Reading Level dBuV	Correct Factor dB	Measure- ment dBuV/m	Limit dBuV/m	Margin dB	Detector	Comment
1	*	7357.535	25.29	8.01	33.30	54.00	-20.70	AVG	
2		7357.882	38.48	8.01	46.49	74.00	-27.51	peak	

REMARKS:

- (1) Measurement Value = Reading Level + Correct Factor.
- (2) Margin Level = Measurement Value - Limit Value.

Orthogonal Axis	X
Test Mode:	TX vht-40M Mode 2452 MHz

Horizontal



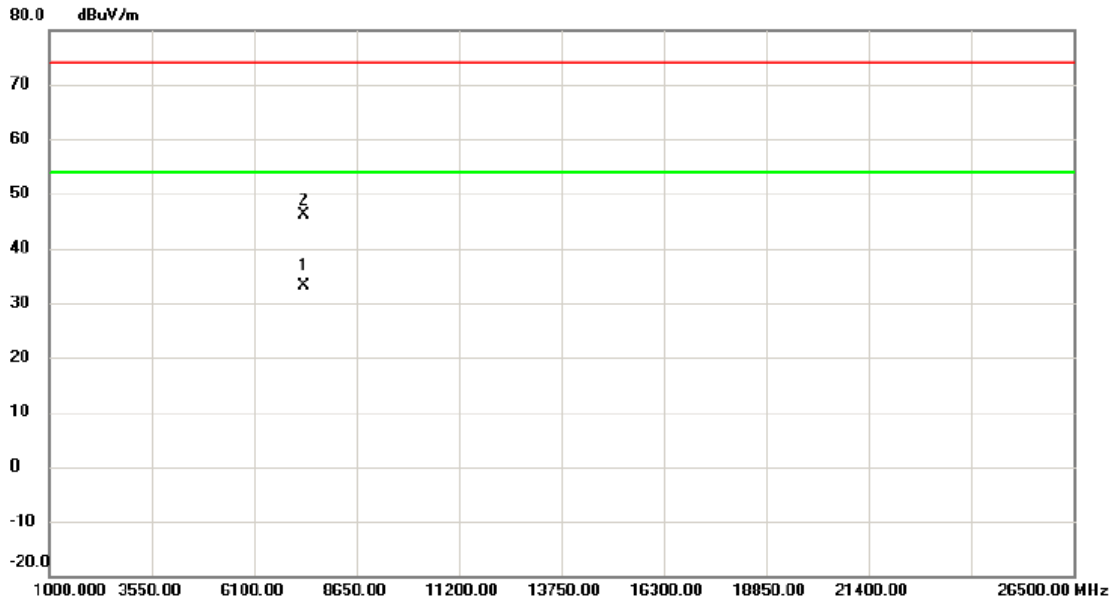
No.	Mk.	Freq. MHz	Reading Level dBuV	Correct Factor dB	Measure- ment dBuV/m	Limit dBuV/m	Margin dB	Detector	Comment
1	X	2436.800	94.62	8.47	103.09	74.00	29.09	peak	No Limit
2	*	2454.100	83.03	8.52	91.55	54.00	37.55	AVG	No Limit
3		2483.500	50.74	8.59	59.33	74.00	-14.67	peak	
4		2483.500	35.85	8.59	44.44	54.00	-9.56	AVG	

REMARKS:

- (1) Measurement Value = Reading Level + Correct Factor.
- (2) Margin Level = Measurement Value - Limit Value.

Orthogonal Axis	X
Test Mode:	TX vht-40M Mode 2452 MHz

Horizontal



No.	Mk.	Freq. MHz	Reading Level dBuV	Correct Factor dB	Measure- ment dBuV/m	Limit dBuV/m	Margin dB	Detector	Comment
1	*	7355.360	25.19	8.01	33.20	54.00	-20.80	AVG	
2		7357.047	38.19	8.01	46.20	74.00	-27.80	peak	

REMARKS:

(1) Measurement Value = Reading Level + Correct Factor.

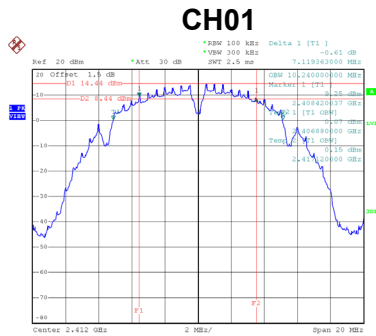
(2) Margin Level = Measurement Value - Limit Value.

APPENDIX E - BANDWIDTH

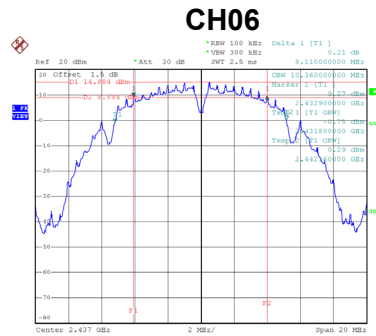
Non-Beamforming

Test Mode	TX B Mode
------------------	------------------

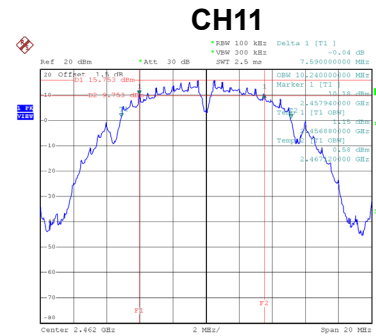
Channel	Frequency (MHz)	6 dB Bandwidth (MHz)	6 dB Bandwidth Min. Limit (kHz)	Result
01	2412	7.12	500	Complies
06	2437	8.11	500	Complies
11	2462	7.59	500	Complies



Date: 2.MAR.2019 14:57:51



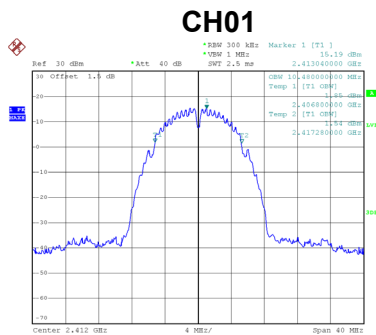
Date: 2.MAR.2019 15:00:22



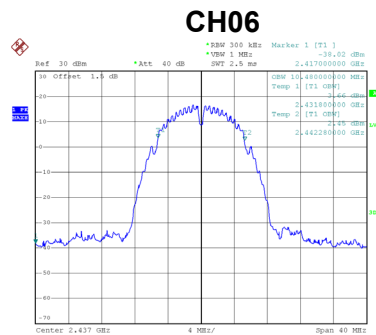
Date: 2.MAR.2019 15:04:26

Test Mode	TX B Mode
------------------	------------------

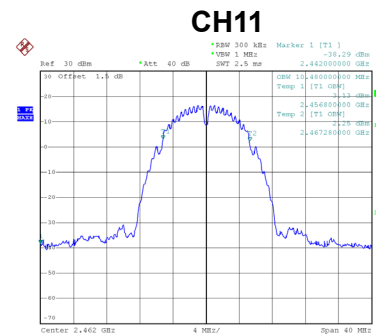
Channel	Frequency (MHz)	99 % Emission Bandwidth (MHz)	Result
01	2412	10.48	Complies
06	2437	10.48	Complies
11	2462	10.48	Complies



Date: 18.MAR.2019 14:13:38



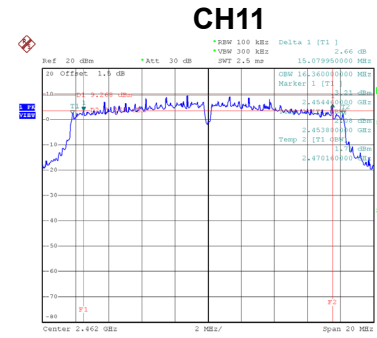
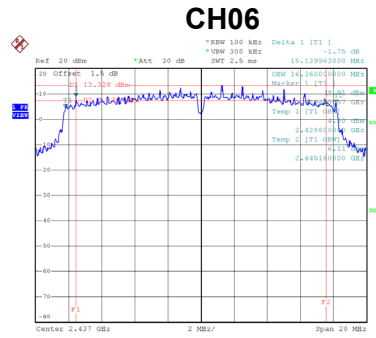
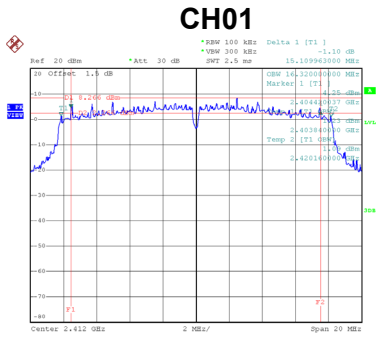
Date: 18.MAR.2019 14:15:01



Date: 18.MAR.2019 14:17:06

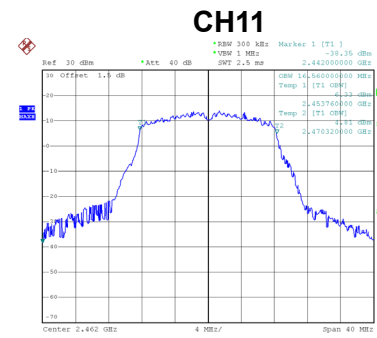
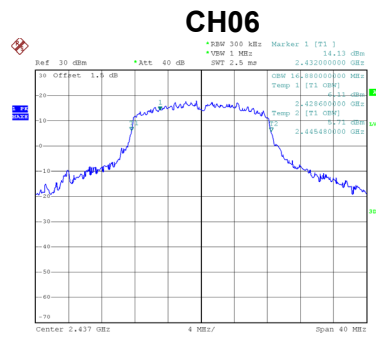
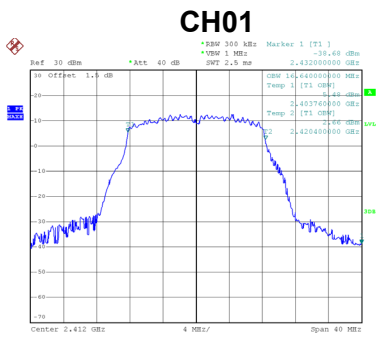
Test Mode	TX G Mode
-----------	-----------

Channel	Frequency (MHz)	6 dB Bandwidth (MHz)	6 dB Bandwidth Min. Limit (kHz)	Result
01	2412	15.11	500	Complies
06	2437	15.14	500	Complies
11	2462	15.08	500	Complies



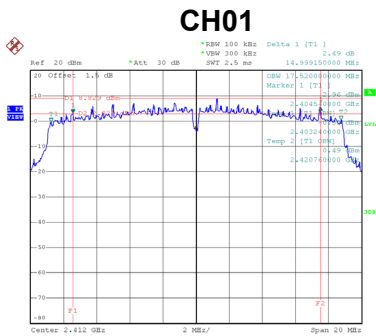
Test Mode	TX G Mode
-----------	-----------

Channel	Frequency (MHz)	99 % Emission Bandwidth (MHz)	Result
01	2412	16.64	Complies
06	2437	16.88	Complies
11	2462	16.56	Complies

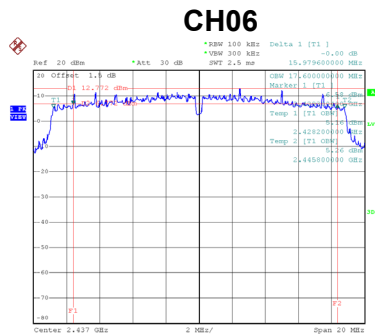


Test Mode	TX N-20M Mode
-----------	---------------

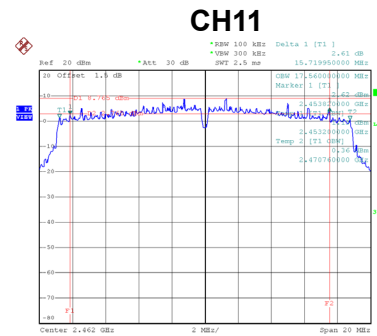
Channel	Frequency (MHz)	6 dB Bandwidth (MHz)	6 dB Bandwidth Min. Limit (kHz)	Result
01	2412	15.00	500	Complies
06	2437	15.98	500	Complies
11	2462	15.72	500	Complies



Date: 2.MAR.2019 15:23:39



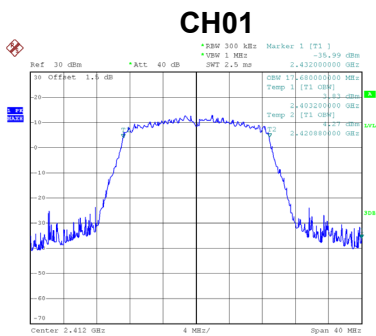
Date: 2.MAR.2019 15:25:43



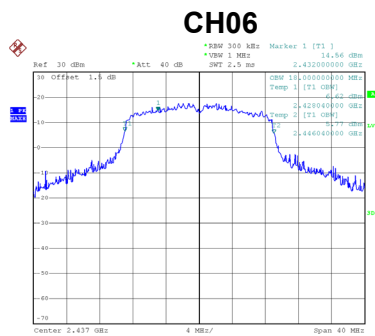
Date: 2.MAR.2019 15:27:41

Test Mode	TX N-20M Mode
-----------	---------------

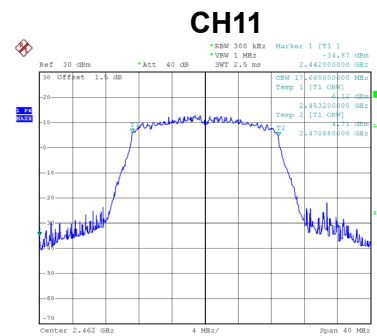
Channel	Frequency (MHz)	99 % Emission Bandwidth (MHz)	Result
01	2412	17.68	Complies
06	2437	18.00	Complies
11	2462	17.68	Complies



Date: 18.MAR.2019 14:21:36



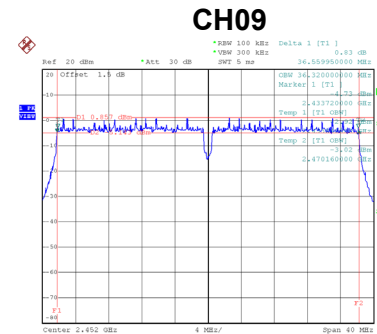
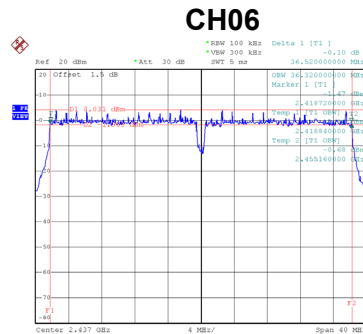
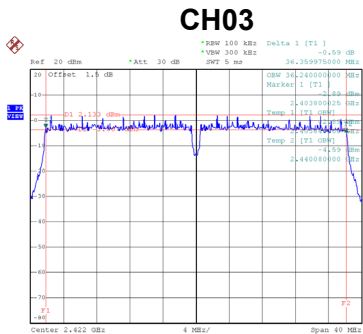
Date: 18.MAR.2019 14:22:14



Date: 18.MAR.2019 14:23:41

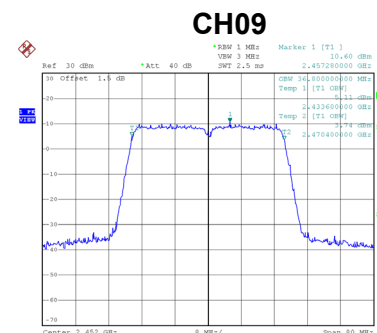
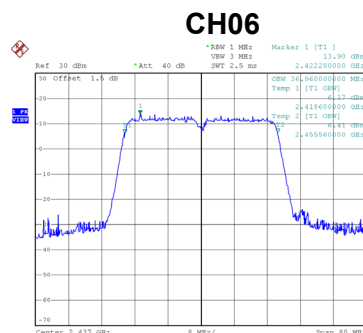
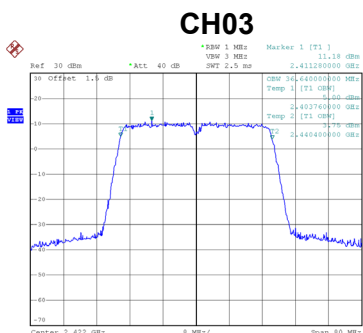
Test Mode TX N-40M Mode

Channel	Frequency (MHz)	6 dB Bandwidth (MHz)	6 dB Bandwidth Min. Limit (kHz)	Result
03	2422	36.36	500	Complies
06	2437	36.52	500	Complies
09	2452	36.56	500	Complies



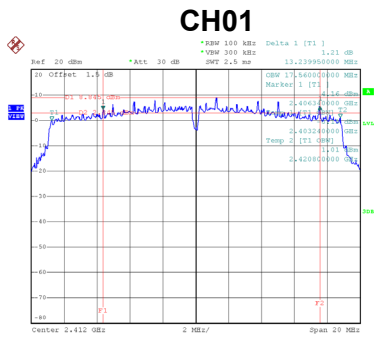
Test Mode TX N-40M Mode

Channel	Frequency (MHz)	99 % Emission Bandwidth (MHz)	Result
03	2422	36.64	Complies
06	2437	36.96	Complies
09	2452	36.80	Complies

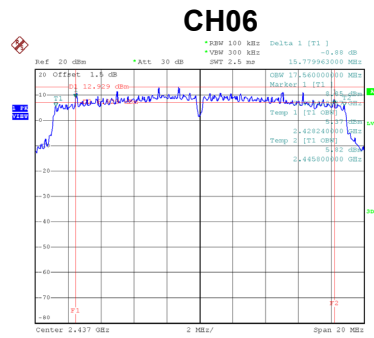


Test Mode TX vht-20M Mode

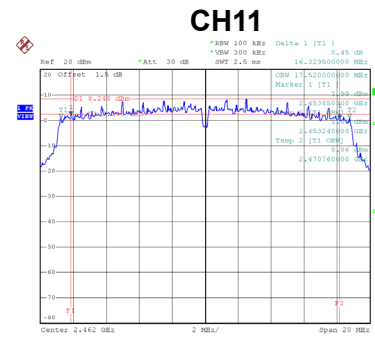
Channel	Frequency (MHz)	6 dB Bandwidth (MHz)	6 dB Bandwidth Min. Limit (kHz)	Result
01	2412	13.24	500	Complies
06	2437	15.78	500	Complies
11	2462	16.33	500	Complies



Date: 2.MAR.2019 17:30:05



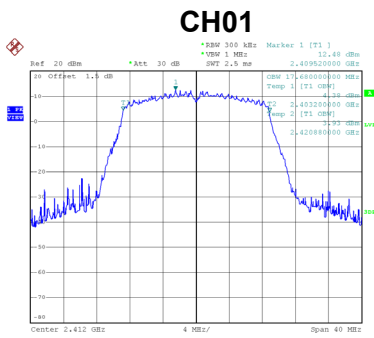
Date: 2.MAR.2019 17:32:18



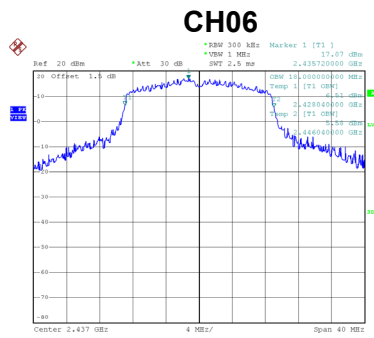
Date: 2.MAR.2019 17:33:43

Test Mode TX vht-20M Mode

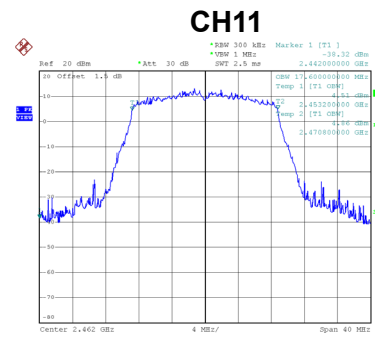
Channel	Frequency (MHz)	99 % Emission Bandwidth (MHz)	Result
01	2412	17.68	Complies
06	2437	18.00	Complies
11	2462	17.60	Complies



Date: 14.MAR.2019 16:13:19



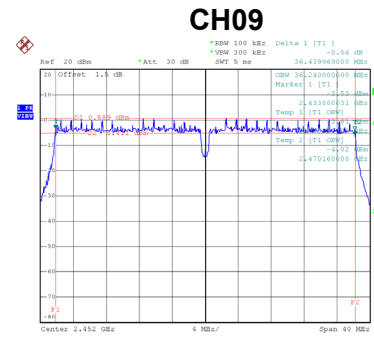
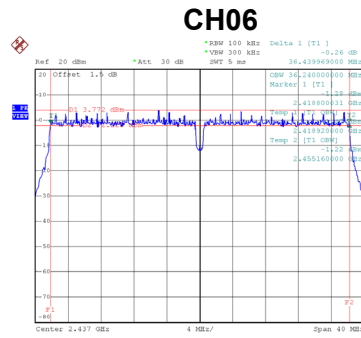
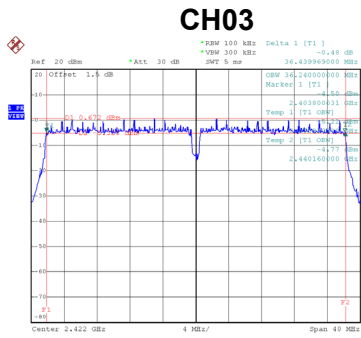
Date: 14.MAR.2019 16:14:10



Date: 14.MAR.2019 16:15:04

Test Mode	TX vht-40M Mode
-----------	-----------------

Channel	Frequency (MHz)	6 dB Bandwidth (MHz)	6 dB Bandwidth Min. Limit (kHz)	Result
03	2422	36.44	500	Complies
06	2437	36.44	500	Complies
09	2452	36.44	500	Complies



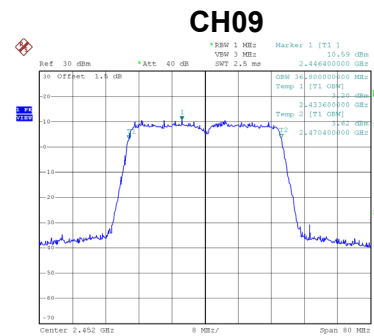
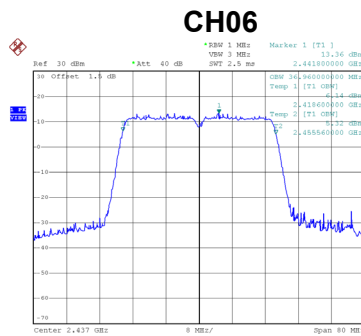
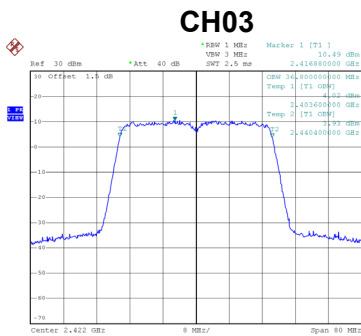
Date: 2.MAR.2019 17:35:52

Date: 2.MAR.2019 17:37:38

Date: 2.MAR.2019 17:38:58

Test Mode	TX vht-40M Mode
-----------	-----------------

Channel	Frequency (MHz)	99 % Emission Bandwidth (MHz)	Result
03	2422	36.80	Complies
06	2437	36.96	Complies
09	2452	36.80	Complies



Date: 11.APR.2019 10:58:32

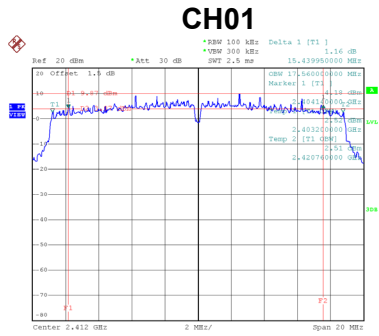
Date: 11.APR.2019 10:59:49

Date: 11.APR.2019 11:01:17

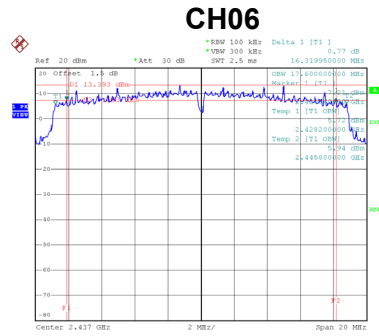
With Beamforming

Test Mode	TX N-20M Mode
------------------	----------------------

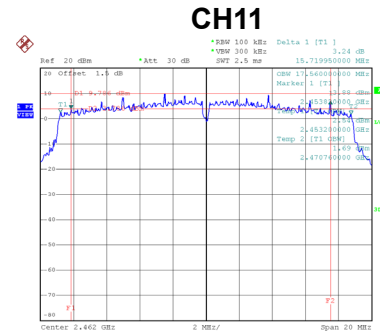
Channel	Frequency (MHz)	6 dB Bandwidth (MHz)	6 dB Bandwidth Min. Limit (kHz)	Result
01	2412	15.44	500	Complies
06	2437	16.32	500	Complies
11	2462	15.72	500	Complies



Date: 13.MAR.2019 21:05:17



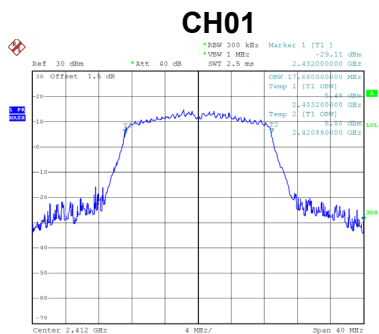
Date: 13.MAR.2019 21:07:19



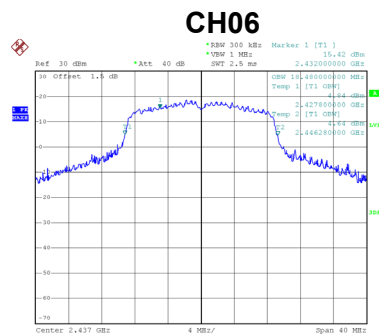
Date: 13.MAR.2019 21:08:51

Test Mode	TX N-20M Mode
------------------	----------------------

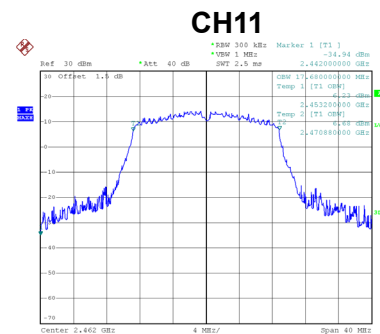
Channel	Frequency (MHz)	99 % Emission Bandwidth (MHz)	Result
01	2412	17.68	Complies
06	2437	18.48	Complies
11	2462	17.68	Complies



Date: 18.MAR.2019 14:30:57



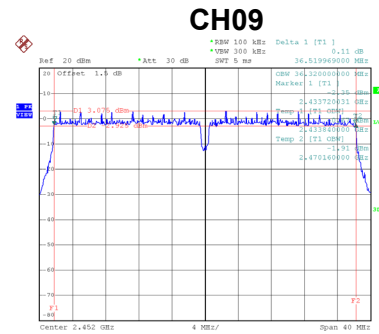
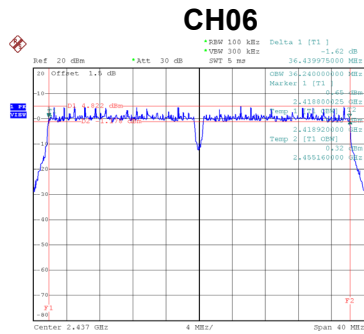
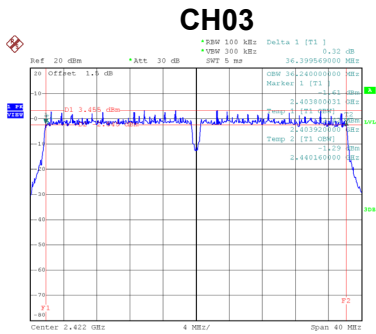
Date: 18.MAR.2019 14:31:40



Date: 18.MAR.2019 14:32:21

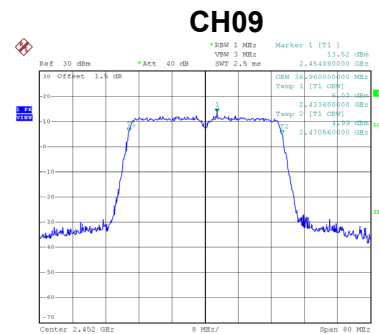
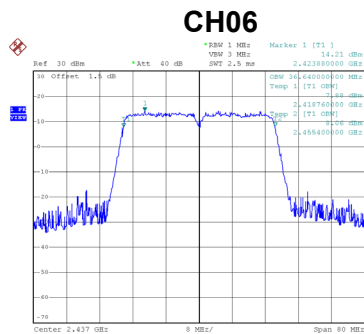
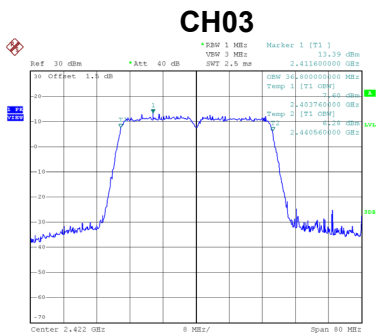
Test Mode	TX N-40M Mode
-----------	---------------

Channel	Frequency (MHz)	6 dB Bandwidth (MHz)	6 dB Bandwidth Min. Limit (kHz)	Result
03	2422	36.40	500	Complies
06	2437	36.44	500	Complies
09	2452	36.52	500	Complies



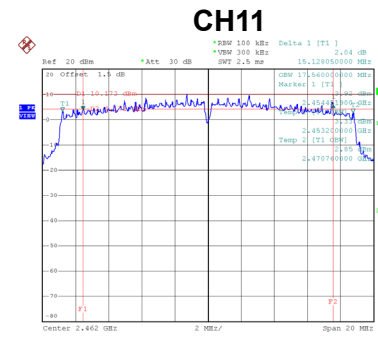
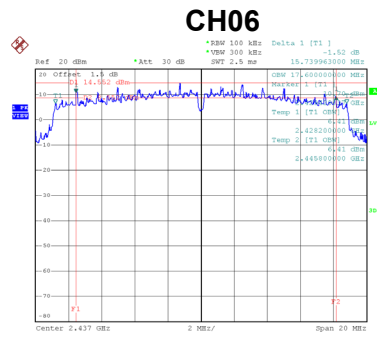
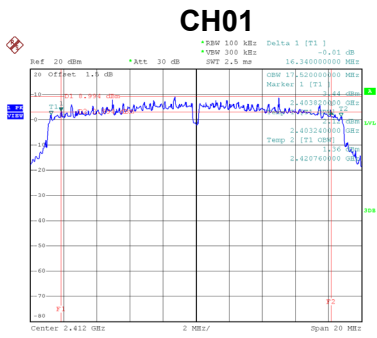
Test Mode	TX N-40M Mode
-----------	---------------

Channel	Frequency (MHz)	99 % Emission Bandwidth (MHz)	Result
03	2422	36.80	Complies
06	2437	36.64	Complies
09	2452	36.96	Complies



Test Mode TX vht-20M Mode

Channel	Frequency (MHz)	6 dB Bandwidth (MHz)	6 dB Bandwidth Min. Limit (kHz)	Result
01	2412	16.34	500	Complies
06	2437	15.74	500	Complies
11	2462	15.13	500	Complies



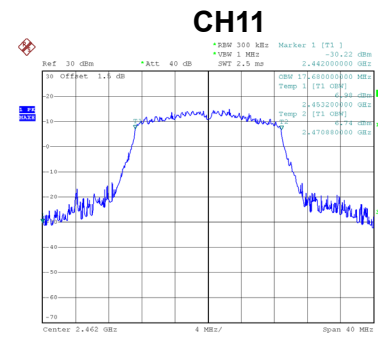
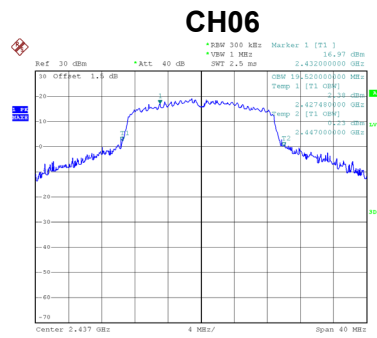
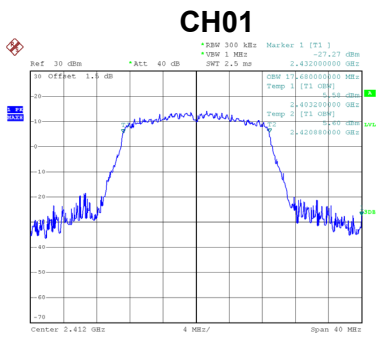
Date: 13.MAR.2019 21:28:54

Date: 13.MAR.2019 21:30:46

Date: 13.MAR.2019 21:32:17

Test Mode TX vht-20M Mode

Channel	Frequency (MHz)	99 % Emission Bandwidth (MHz)	Result
01	2412	17.68	Complies
06	2437	19.52	Complies
11	2462	17.68	Complies



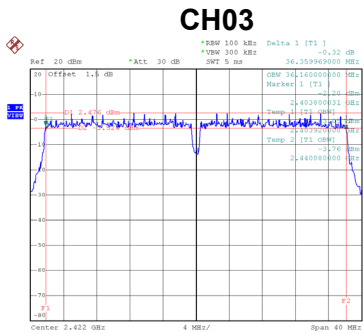
Date: 18.MAR.2019 14:33:02

Date: 18.MAR.2019 14:34:10

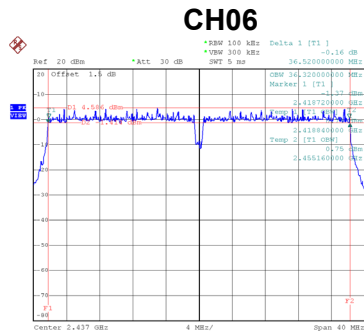
Date: 18.MAR.2019 14:35:10

Test Mode TX vht-40M Mode

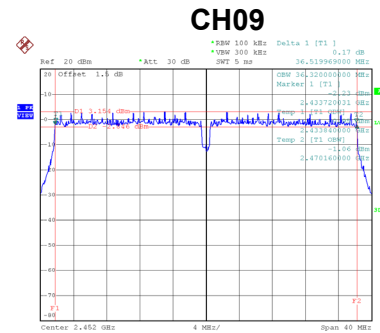
Channel	Frequency (MHz)	6 dB Bandwidth (MHz)	6 dB Bandwidth Min. Limit (kHz)	Result
03	2422	36.36	500	Complies
06	2437	36.52	500	Complies
09	2452	36.52	500	Complies



Date: 13.MAR.2019 21:33:54



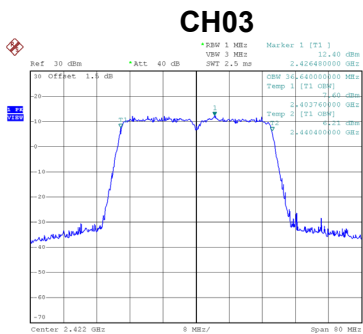
Date: 13.MAR.2019 21:35:26



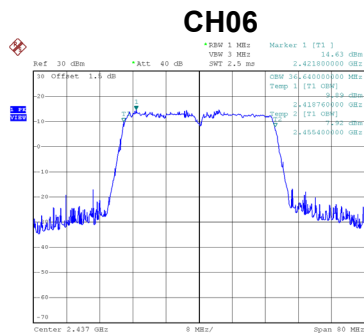
Date: 13.MAR.2019 21:36:45

Test Mode TX vht-40M Mode

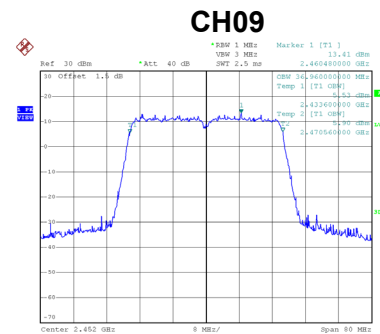
Channel	Frequency (MHz)	99 % Emission Bandwidth (MHz)	Result
03	2422	36.64	Complies
06	2437	36.64	Complies
09	2452	36.96	Complies



Date: 11.APR.2019 11:15:54



Date: 11.APR.2019 11:18:50



Date: 11.APR.2019 11:20:30

APPENDIX F - MAXIMUM AVERAGE OUTPUT POWER

Non-Beamforming

Test Mode	TX B Mode_Ant. 1
-----------	------------------

Channel	Frequency (MHz)	Average Output Power (dBm)	Duty Factor	Average Output Power + Duty Factor (dBm)	Max. Limit (dBm)	Max. Limit (W)	Result
01	2412	22.85	0.23	23.08	30.00	1.0000	Complies
06	2437	23.22	0.23	23.45	30.00	1.0000	Complies
11	2462	23.56	0.23	23.79	30.00	1.0000	Complies

Test Mode	TX B Mode_Ant. 2
-----------	------------------

Channel	Frequency (MHz)	Average Output Power (dBm)	Duty Factor	Average Output Power + Duty Factor (dBm)	Max. Limit (dBm)	Max. Limit (W)	Result
01	2412	22.57	0.23	22.80	30.00	1.0000	Complies
06	2437	23.04	0.23	23.27	30.00	1.0000	Complies
11	2462	23.17	0.23	23.40	30.00	1.0000	Complies

Test Mode	TX B Mode_Ant. 3
-----------	------------------

Channel	Frequency (MHz)	Average Output Power (dBm)	Duty Factor	Average Output Power + Duty Factor (dBm)	Max. Limit (dBm)	Max. Limit (W)	Result
01	2412	23.03	0.23	23.26	30.00	1.0000	Complies
06	2437	23.58	0.23	23.81	30.00	1.0000	Complies
11	2462	23.66	0.23	23.89	30.00	1.0000	Complies

Test Mode	TX B Mode_Total
-----------	-----------------

Channel	Frequency (MHz)	Average Output Power (dBm)	Max. Limit (dBm)	Max. Limit (W)	Result
01	2412	27.82	30.00	1.0000	Complies
06	2437	28.28	30.00	1.0000	Complies
11	2462	28.47	30.00	1.0000	Complies

Test Mode	TX G Mode_Ant. 1
-----------	------------------

Channel	Frequency (MHz)	Average Output Power (dBm)	Duty Factor	Average Output Power + Duty Factor (dBm)	Max. Limit (dBm)	Max. Limit (W)	Result
01	2412	17.52	0.25	17.77	30.00	1.0000	Complies
06	2437	23.56	0.25	23.81	30.00	1.0000	Complies
11	2462	18.46	0.25	18.71	30.00	1.0000	Complies

Test Mode	TX G Mode_Ant. 2
-----------	------------------

Channel	Frequency (MHz)	Average Output Power (dBm)	Duty Factor	Average Output Power + Duty Factor (dBm)	Max. Limit (dBm)	Max. Limit (W)	Result
01	2412	18.53	0.25	18.78	30.00	1.0000	Complies
06	2437	23.39	0.25	23.64	30.00	1.0000	Complies
11	2462	19.48	0.25	19.73	30.00	1.0000	Complies

Test Mode	TX G Mode_Ant. 3
-----------	------------------

Channel	Frequency (MHz)	Average Output Power (dBm)	Duty Factor	Average Output Power + Duty Factor (dBm)	Max. Limit (dBm)	Max. Limit (W)	Result
01	2412	18.69	0.25	18.94	30.00	1.0000	Complies
06	2437	23.68	0.25	23.93	30.00	1.0000	Complies
11	2462	19.73	0.25	19.98	30.00	1.0000	Complies

Test Mode	TX G Mode_Total
-----------	-----------------

Channel	Frequency (MHz)	Average Output Power (dBm)	Max. Limit (dBm)	Max. Limit (W)	Result
01	2412	23.29	30.00	1.0000	Complies
06	2437	28.56	30.00	1.0000	Complies
11	2462	24.27	30.00	1.0000	Complies

Test Mode	TX N-20M Mode_Ant. 1
-----------	----------------------

Channel	Frequency (MHz)	Average Output Power (dBm)	Duty Factor	Average Output Power + Duty Factor (dBm)	Max. Limit (dBm)	Max. Limit (W)	Result
01	2412	17.48	0.23	17.71	30.00	1.0000	Complies
06	2437	23.92	0.23	24.15	30.00	1.0000	Complies
11	2462	17.65	0.23	17.88	30.00	1.0000	Complies

Test Mode	TX N-20M Mode_Ant. 2
-----------	----------------------

Channel	Frequency (MHz)	Average Output Power (dBm)	Duty Factor	Average Output Power + Duty Factor (dBm)	Max. Limit (dBm)	Max. Limit (W)	Result
01	2412	18.35	0.23	18.58	30.00	1.0000	Complies
06	2437	23.58	0.23	23.81	30.00	1.0000	Complies
11	2462	18.77	0.23	19.00	30.00	1.0000	Complies

Test Mode	TX N-20M Mode_Ant. 3
-----------	----------------------

Channel	Frequency (MHz)	Average Output Power (dBm)	Duty Factor	Average Output Power + Duty Factor (dBm)	Max. Limit (dBm)	Max. Limit (W)	Result
01	2412	18.45	0.23	18.68	30.00	1.0000	Complies
06	2437	23.14	0.23	23.37	30.00	1.0000	Complies
11	2462	18.81	0.23	19.04	30.00	1.0000	Complies

Test Mode	TX N-20M Mode_Total
-----------	---------------------

Channel	Frequency (MHz)	Average Output Power (dBm)	Max. Limit (dBm)	Max. Limit (W)	Result
01	2412	23.11	30.00	1.0000	Complies
06	2437	28.56	30.00	1.0000	Complies
11	2462	23.44	30.00	1.0000	Complies

Test Mode	TX N-40M Mode_Ant. 1
-----------	----------------------

Channel	Frequency (MHz)	Average Output Power (dBm)	Duty Factor	Average Output Power + Duty Factor (dBm)	Max. Limit (dBm)	Max. Limit (W)	Result
03	2422	14.54	0.60	15.14	30.00	1.0000	Complies
06	2437	16.76	0.60	17.36	30.00	1.0000	Complies
09	2452	13.83	0.60	14.43	30.00	1.0000	Complies

Test Mode	TX N-40M Mode_Ant. 2
-----------	----------------------

Channel	Frequency (MHz)	Average Output Power (dBm)	Duty Factor	Average Output Power + Duty Factor (dBm)	Max. Limit (dBm)	Max. Limit (W)	Result
03	2422	15.04	0.60	15.64	30.00	1.0000	Complies
06	2437	17.21	0.60	17.81	30.00	1.0000	Complies
09	2452	14.32	0.60	14.92	30.00	1.0000	Complies

Test Mode	TX N-40M Mode_Ant. 3
-----------	----------------------

Channel	Frequency (MHz)	Average Output Power (dBm)	Duty Factor	Average Output Power + Duty Factor (dBm)	Max. Limit (dBm)	Max. Limit (W)	Result
03	2422	15.23	0.60	15.83	30.00	1.0000	Complies
06	2437	17.15	0.60	17.75	30.00	1.0000	Complies
09	2452	14.43	0.60	15.03	30.00	1.0000	Complies

Test Mode	TX N-40M Mode_Total
-----------	---------------------

Channel	Frequency (MHz)	Average Output Power (dBm)	Max. Limit (dBm)	Max. Limit (W)	Result
03	2422	20.32	30.00	1.0000	Complies
06	2437	22.41	30.00	1.0000	Complies
09	2452	19.57	30.00	1.0000	Complies

Test Mode	TX vht-20M Mode_Ant. 1
-----------	------------------------

Channel	Frequency (MHz)	Average Output Power (dBm)	Duty Factor	Average Output Power + Duty Factor (dBm)	Max. Limit (dBm)	Max. Limit (W)	Result
01	2412	19.26	0.25	19.51	30.00	1.0000	Complies
06	2437	23.96	0.25	24.21	30.00	1.0000	Complies
11	2462	19.24	0.25	19.49	30.00	1.0000	Complies

Test Mode	TX vht-20M Mode_Ant. 2
-----------	------------------------

Channel	Frequency (MHz)	Average Output Power (dBm)	Duty Factor	Average Output Power + Duty Factor (dBm)	Max. Limit (dBm)	Max. Limit (W)	Result
01	2412	19.66	0.25	19.91	30.00	1.0000	Complies
06	2437	23.68	0.25	23.93	30.00	1.0000	Complies
11	2462	19.85	0.25	20.10	30.00	1.0000	Complies

Test Mode	TX vht-20M Mode_Ant. 3
-----------	------------------------

Channel	Frequency (MHz)	Average Output Power (dBm)	Duty Factor	Average Output Power + Duty Factor (dBm)	Max. Limit (dBm)	Max. Limit (W)	Result
01	2412	19.96	0.25	20.21	30.00	1.0000	Complies
06	2437	23.81	0.25	24.06	30.00	1.0000	Complies
11	2462	20.29	0.25	20.54	30.00	1.0000	Complies

Test Mode	TX vht-20M Mode_Total
-----------	-----------------------

Channel	Frequency (MHz)	Average Output Power (dBm)	Max. Limit (dBm)	Max. Limit (W)	Result
01	2412	24.65	30.00	1.0000	Complies
06	2437	28.84	30.00	1.0000	Complies
11	2462	24.83	30.00	1.0000	Complies

Test Mode	TX vht-40M Mode_Ant. 1
-----------	------------------------

Channel	Frequency (MHz)	Average Output Power (dBm)	Duty Factor	Average Output Power + Duty Factor (dBm)	Max. Limit (dBm)	Max. Limit (W)	Result
03	2422	15.25	0.60	15.85	30.00	1.0000	Complies
06	2437	18.27	0.60	18.87	30.00	1.0000	Complies
09	2452	15.35	0.60	15.95	30.00	1.0000	Complies

Test Mode	TX vht-40M Mode_Ant. 2
-----------	------------------------

Channel	Frequency (MHz)	Average Output Power (dBm)	Duty Factor	Average Output Power + Duty Factor (dBm)	Max. Limit (dBm)	Max. Limit (W)	Result
03	2422	14.82	0.60	15.42	30.00	1.0000	Complies
06	2437	17.84	0.60	18.44	30.00	1.0000	Complies
09	2452	15.06	0.60	15.66	30.00	1.0000	Complies

Test Mode	TX vht-40M Mode_Ant. 3
-----------	------------------------

Channel	Frequency (MHz)	Average Output Power (dBm)	Duty Factor	Average Output Power + Duty Factor (dBm)	Max. Limit (dBm)	Max. Limit (W)	Result
03	2422	15.44	0.60	16.04	30.00	1.0000	Complies
06	2437	18.49	0.60	19.09	30.00	1.0000	Complies
09	2452	15.64	0.60	16.24	30.00	1.0000	Complies

Test Mode	TX vht-40M Mode_Total
-----------	-----------------------

Channel	Frequency (MHz)	Average Output Power (dBm)	Max. Limit (dBm)	Max. Limit (W)	Result
03	2422	20.55	30.00	1.0000	Complies
06	2437	23.58	30.00	1.0000	Complies
09	2452	20.73	30.00	1.0000	Complies

With Beamforming

Test Mode	TX N-20M Mode_Ant. 1
-----------	----------------------

Channel	Frequency (MHz)	Average Output Power (dBm)	Duty Factor	Average Output Power + Duty Factor (dBm)	Max. Limit (dBm)	Max. Limit (W)	Result
01	2412	19.59	0.23	19.82	29.43	0.8770	Complies
06	2437	23.94	0.23	24.17	29.43	0.8770	Complies
11	2462	20.16	0.23	20.39	29.43	0.8770	Complies

Test Mode	TX N-20M Mode_Ant. 2
-----------	----------------------

Channel	Frequency (MHz)	Average Output Power (dBm)	Duty Factor	Average Output Power + Duty Factor (dBm)	Max. Limit (dBm)	Max. Limit (W)	Result
01	2412	20.43	0.23	20.66	29.43	0.8770	Complies
06	2437	23.86	0.23	24.09	29.43	0.8770	Complies
11	2462	20.91	0.23	21.14	29.43	0.8770	Complies

Test Mode	TX N-20M Mode_Ant. 3
-----------	----------------------

Channel	Frequency (MHz)	Average Output Power (dBm)	Duty Factor	Average Output Power + Duty Factor (dBm)	Max. Limit (dBm)	Max. Limit (W)	Result
01	2412	20.74	0.23	20.97	29.43	0.8770	Complies
06	2437	23.62	0.23	23.85	29.43	0.8770	Complies
11	2462	21.17	0.23	21.40	29.43	0.8770	Complies

Test Mode	TX N-20M Mode_Total
-----------	---------------------

Channel	Frequency (MHz)	Average Output Power (dBm)	Max. Limit (dBm)	Max. Limit (W)	Result
01	2412	25.28	29.43	0.8770	Complies
06	2437	28.81	29.43	0.8770	Complies
11	2462	25.77	29.43	0.8770	Complies

Test Mode	TX N-40M Mode_Ant. 1
-----------	----------------------

Channel	Frequency (MHz)	Average Output Power (dBm)	Duty Factor	Average Output Power + Duty Factor (dBm)	Max. Limit (dBm)	Max. Limit (W)	Result
03	2422	16.92	0.60	17.52	29.43	0.8770	Complies
06	2437	18.85	0.60	19.45	29.43	0.8770	Complies
09	2452	17.07	0.60	17.67	29.43	0.8770	Complies

Test Mode	TX N-40M Mode_Ant. 2
-----------	----------------------

Channel	Frequency (MHz)	Average Output Power (dBm)	Duty Factor	Average Output Power + Duty Factor (dBm)	Max. Limit (dBm)	Max. Limit (W)	Result
03	2422	17.47	0.60	18.07	29.43	0.8770	Complies
06	2437	19.21	0.60	19.81	29.43	0.8770	Complies
09	2452	17.43	0.60	18.03	29.43	0.8770	Complies

Test Mode	TX N-40M Mode_Ant. 3
-----------	----------------------

Channel	Frequency (MHz)	Average Output Power (dBm)	Duty Factor	Average Output Power + Duty Factor (dBm)	Max. Limit (dBm)	Max. Limit (W)	Result
03	2422	17.44	0.60	18.04	29.43	0.8770	Complies
06	2437	19.09	0.60	19.69	29.43	0.8770	Complies
09	2452	17.38	0.60	17.98	29.43	0.8770	Complies

Test Mode	TX N-40M Mode_Total
-----------	---------------------

Channel	Frequency (MHz)	Average Output Power (dBm)	Max. Limit (dBm)	Max. Limit (W)	Result
03	2422	22.65	29.43	0.8770	Complies
06	2437	24.42	29.43	0.8770	Complies
09	2452	22.67	29.43	0.8770	Complies

Test Mode	TX vht-20M Mode_Ant. 1
-----------	------------------------

Channel	Frequency (MHz)	Average Output Power (dBm)	Duty Factor	Average Output Power + Duty Factor (dBm)	Max. Limit (dBm)	Max. Limit (W)	Result
01	2412	19.75	0.25	20.00	29.43	0.8770	Complies
06	2437	23.91	0.25	24.16	29.43	0.8770	Complies
11	2462	20.59	0.25	20.84	29.43	0.8770	Complies

Test Mode	TX vht-20M Mode_Ant. 2
-----------	------------------------

Channel	Frequency (MHz)	Average Output Power (dBm)	Duty Factor	Average Output Power + Duty Factor (dBm)	Max. Limit (dBm)	Max. Limit (W)	Result
01	2412	20.76	0.25	21.01	29.43	0.8770	Complies
06	2437	23.65	0.25	23.90	29.43	0.8770	Complies
11	2462	21.27	0.25	21.52	29.43	0.8770	Complies

Test Mode	TX vht-20M Mode_Ant. 3
-----------	------------------------

Channel	Frequency (MHz)	Average Output Power (dBm)	Duty Factor	Average Output Power + Duty Factor (dBm)	Max. Limit (dBm)	Max. Limit (W)	Result
01	2412	20.79	0.25	21.04	29.43	0.8770	Complies
06	2437	23.79	0.25	24.04	29.43	0.8770	Complies
11	2462	21.32	0.25	21.57	29.43	0.8770	Complies

Test Mode	TX vht-20M Mode_Total
-----------	-----------------------

Channel	Frequency (MHz)	Average Output Power (dBm)	Max. Limit (dBm)	Max. Limit (W)	Result
01	2412	25.48	29.43	0.8770	Complies
06	2437	28.80	29.43	0.8770	Complies
11	2462	26.09	29.43	0.8770	Complies

Test Mode	TX vht-40M Mode_Ant. 1
-----------	------------------------

Channel	Frequency (MHz)	Average Output Power (dBm)	Duty Factor	Average Output Power + Duty Factor (dBm)	Max. Limit (dBm)	Max. Limit (W)	Result
03	2422	16.88	0.60	17.48	29.43	0.8770	Complies
06	2437	19.18	0.60	19.78	29.43	0.8770	Complies
09	2452	17.35	0.60	17.95	29.43	0.8770	Complies

Test Mode	TX vht-40M Mode_Ant. 2
-----------	------------------------

Channel	Frequency (MHz)	Average Output Power (dBm)	Duty Factor	Average Output Power + Duty Factor (dBm)	Max. Limit (dBm)	Max. Limit (W)	Result
03	2422	17.28	0.60	17.88	29.43	0.8770	Complies
06	2437	19.61	0.60	20.21	29.43	0.8770	Complies
09	2452	17.72	0.60	18.32	29.43	0.8770	Complies

Test Mode	TX vht-40M Mode_Ant. 3
-----------	------------------------

Channel	Frequency (MHz)	Average Output Power (dBm)	Duty Factor	Average Output Power + Duty Factor (dBm)	Max. Limit (dBm)	Max. Limit (W)	Result
03	2422	17.08	0.60	17.68	29.43	0.8770	Complies
06	2437	19.38	0.60	19.98	29.43	0.8770	Complies
09	2452	17.61	0.60	18.21	29.43	0.8770	Complies

Test Mode	TX vht-40M Mode_Total
-----------	-----------------------

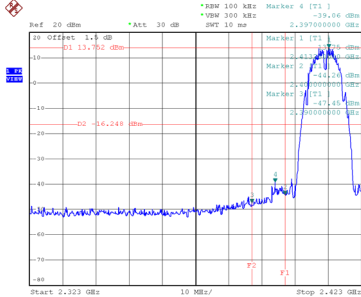
Channel	Frequency (MHz)	Average Output Power (dBm)	Max. Limit (dBm)	Max. Limit (W)	Result
03	2422	22.45	29.43	0.8770	Complies
06	2437	24.76	29.43	0.8770	Complies
09	2452	22.93	29.43	0.8770	Complies

APPENDIX G - CONDUCTED SPURIOUS EMISSIONS

Non-Beamforming

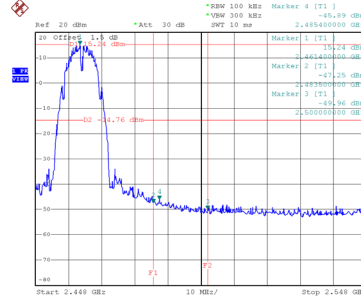
Test Mode TX B Mode_Ant. 1

Bandedge-CH01



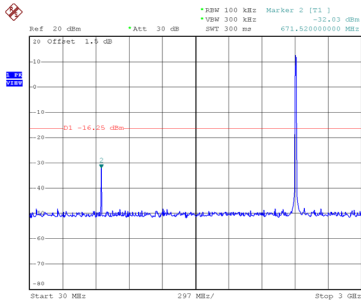
Date: 2.MAR.2019 14:58:00

Bandedge-CH11

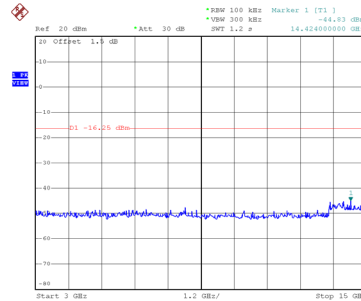


Date: 16.MAR.2019 10:19:59

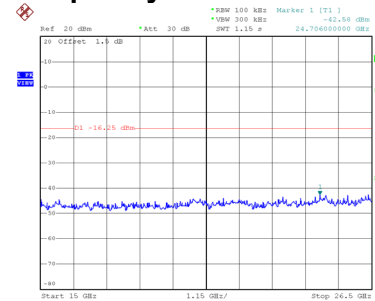
CH01 – 10th Harmonic of the fundamental frequency



Date: 2.MAR.2019 14:58:14

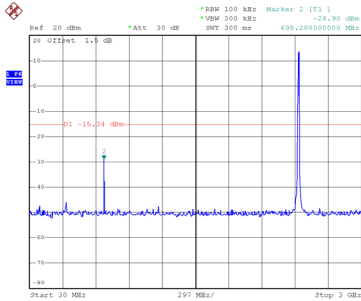


Date: 2.MAR.2019 14:58:23

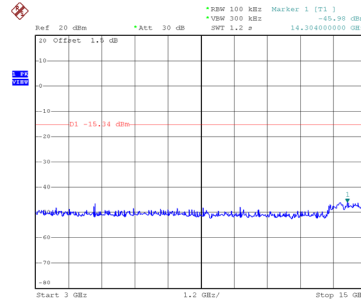


Date: 2.MAR.2019 14:58:31

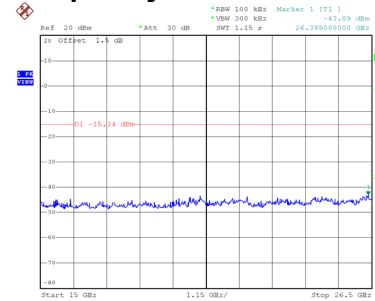
CH06 – 10th Harmonic of the fundamental frequency



Date: 2.MAR.2019 15:00:45

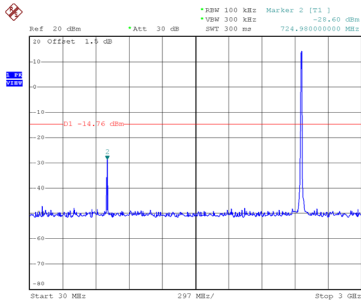


Date: 2.MAR.2019 15:00:53

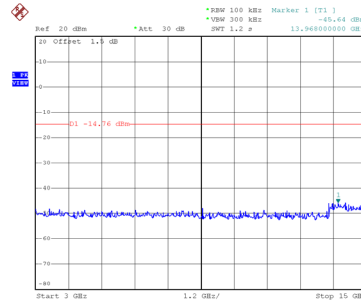


Date: 2.MAR.2019 15:01:02

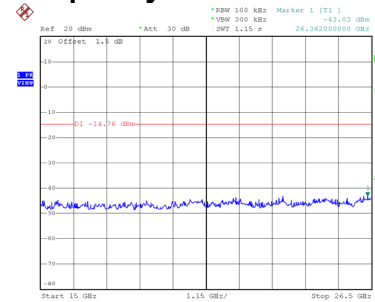
CH11 – 10th Harmonic of the fundamental frequency



Date: 16.MAR.2019 10:25:10



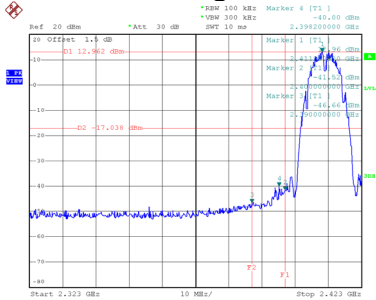
Date: 16.MAR.2019 10:25:38



Date: 16.MAR.2019 10:25:46

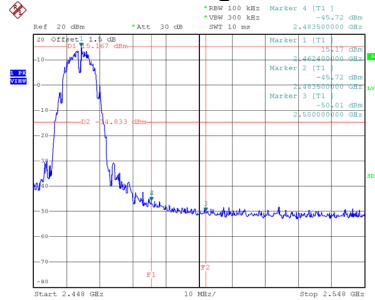
Test Mode TX B Mode_Ant. 2

Bandedge-CH01



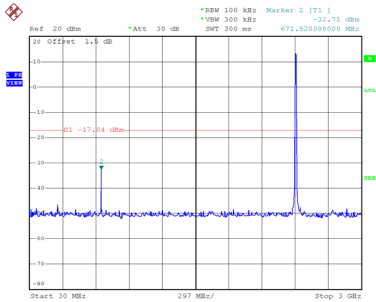
Date: 2.MAR.2019 15:45:30

Bandedge-CH11

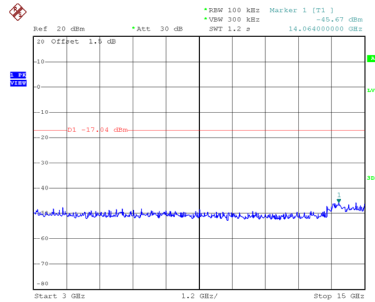


Date: 2.MAR.2019 15:49:55

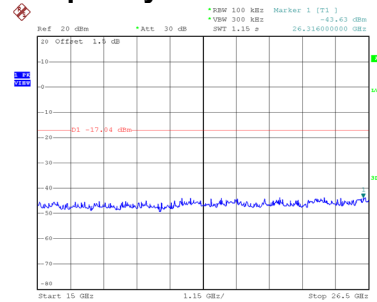
CH01 – 10th Harmonic of the fundamental frequency



Date: 2.MAR.2019 15:45:44

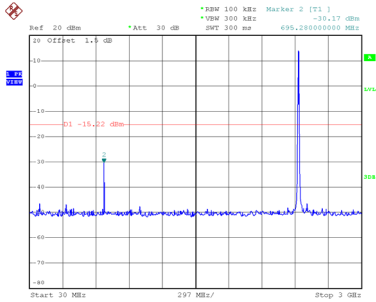


Date: 2.MAR.2019 15:54:30

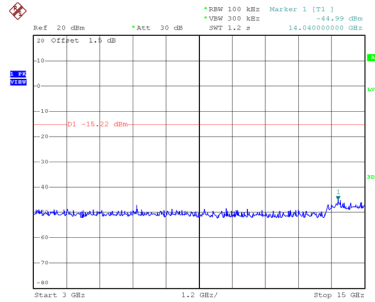


Date: 2.MAR.2019 15:46:01

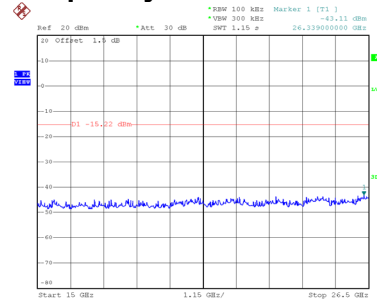
CH06 – 10th Harmonic of the fundamental frequency



Date: 2.MAR.2019 15:48:01

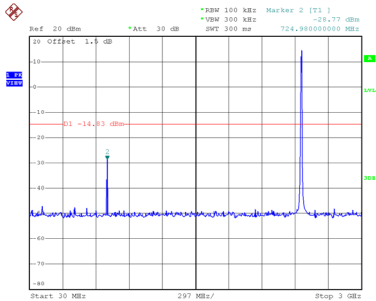


Date: 2.MAR.2019 15:48:10

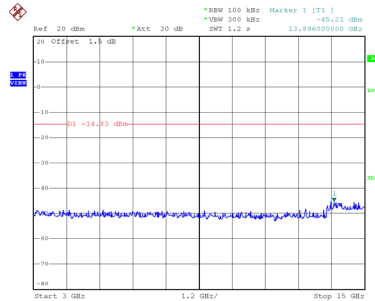


Date: 2.MAR.2019 15:48:19

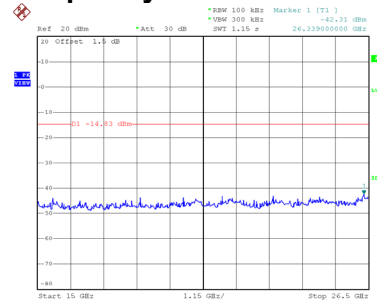
CH11 – 10th Harmonic of the fundamental frequency



Date: 16.MAR.2019 10:26:41



Date: 16.MAR.2019 10:26:49



Date: 16.MAR.2019 10:26:57