


onn.

USER GUIDE

7" Tablet Gen 4



100135924_EN_10272023

Contents & Information

**CONTENTS &
INFORMATION**

OVERVIEW

SAFETY PRECAUTIONS

MODEL DESCRIPTION

In The Box

**ASSEMBLY
OPERATION**

CLEANING & CARE

Cleaning

Prevention

WARRANTY

TROUBLESHOOTING

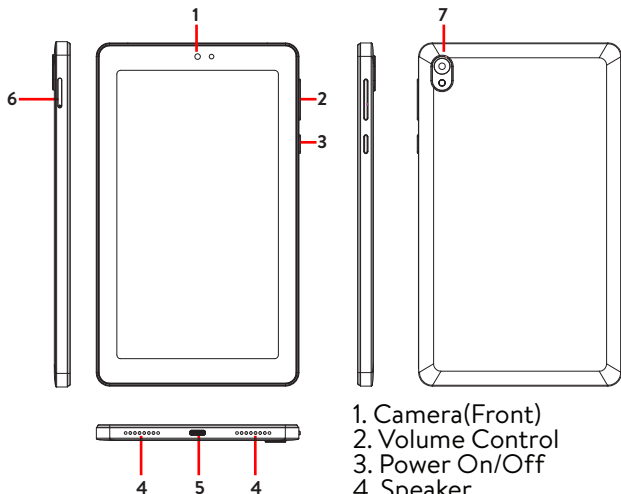
FEATURES

- Android™ 14
- 3GB RAM
- 32GB storage
- Expandable with memory card reader
- Up to 9 hours of battery life
- 7" 1024*600 resolution LCD touchscreen



**SCAN HERE FOR MORE
PRODUCT INFORMATION
AND LEAVE US A REVIEW!**


Overview



1. Camera(Front)
2. Volume Control
3. Power On/Off
4. Speaker
5. USB-C Charging Port
6. Memory Card Slot
7. Camera(Rear)

Safety Precautions

CAUTION

- Do not install near any heat sources such as radiators, heat registers, stoves, or other apparatus(including amplifiers) that produce heat.
-  High sound pressure, Hearing damage risk. Do not listen at high volume levels for long periods. Use the devices where the ambient temperature is between 0 and 35° C(32 to 95° F). Low-or high-temperature conditions might cause the device to change its behavior to regulate its temperature. Using Android device in very cold conditions outside of its operating range might temporarily shorten battery life and could cause the device to turn off. Battery life will return to normal when you bring the device back to higher ambient temperatures. Using the devices in very hot conditions can permanently shorten battery life.

COMPLIANCE INFORMATION

This device complies with Part 15 of the FCC Rules. Operation is subject to the following two conditions:

- (1) this device may not cause harmful interference, and
- (2) this device must accept any interference received, including interference that may cause undesired operation.

NOTE: This equipment has been tested and found to comply with the limits for a Class B digital device, pursuant to Part 15 of the FCC Rules. These limits are designed to provide reasonable protection against harmful interference in a residential installation. This equipment generates, uses and can radiate radio frequency energy and, if not installed and used in accordance with the instructions, may cause harmful interference to radio communications. However, there is no guarantee that interference will not occur in a

particular installation. If this equipment does cause harmful interference to radio or television reception, which can be determined by turning the equipment off and on, the user is encouraged to try to correct the interference by one or more of the following measures:

- Reorient or relocate the receiving antenna.
- Increase the separation between the equipment and receiver.
- Connect the equipment into an outlet on a circuit different from that to which the receiver is connected.
- Consult the dealer or an experienced radio/TV technician for help.

From the All APP screen tap on setting > system> certification information to view certification information.

Caution







Changes or modifications of this product is not expressly approved by the party responsible for compliance could void the user's authority to operate the equipment.

Specific Absorption Rate (SAR) information:

This 7" Tablet meets the government's requirements for exposure to radio waves. The guidelines are based on standards that were developed by independent scientific organizations through periodic and thorough evaluation of scientific studies. The standards include a substantial safety margin designed to assure the safety of all persons regardless of age or health. FCC RF Exposure Information and Statement the SAR limit of USA (FCC) is 1.6 W/kg averaged over one gram of tissue. Device types: 7" Tablet has also been tested against this SAR limit. This device was tested for typical body-worn operations with the back of the phone kept 0mm from the body. To maintain compliance with FCC RF exposure requirements, use accessories that maintain an 0mm separation distance between the user's body and the back of the phone. The use of belt clips, holsters and similar accessories should not contain metallic components in its assembly. The use of accessories that do not satisfy these requirements may not comply with FCC RF exposure requirements, and should be avoided.

Model Description

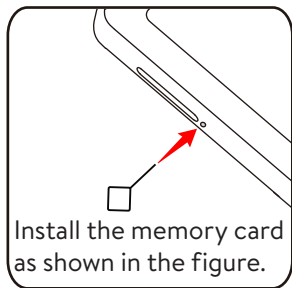
IN THE BOX

Part	Description	Picture	Qty
1	7" Tablet		1
2	User Guide		1
3	Quick Start Guide		1
4	USB-C cable		1
5	Charger		1
6	Memory Card Ejection Pin		1

Assembly

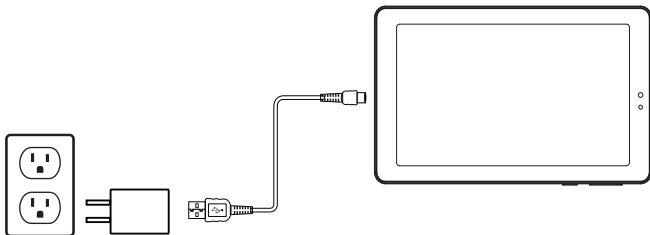
1. INSTALLING CARD

Install the memory card as shown in the figure.



2. CHARGING YOUR TABLET

Connect your device to a power outlet using the in-box charger and USB-C cable to charge your tablet.



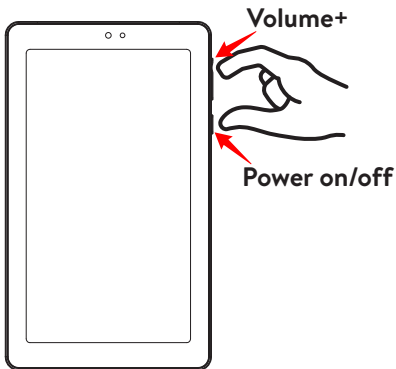
3. TURNING ON YOUR TABLET

1. Press and hold the Power button for 4~5 seconds until the onn. Logo appears.
2. At the Start-up screen, swipe up from the bottom of the screen to unlock.
3. Once you've arrived at the home screen, you can begin using your tablet.



4. TURNING OFF YOUR TABLET

Press and hold power on/off button and volume+ button for 1 second to turn off tablet.



onn.

For product assistance &
missing or replacement parts:

WE CAN HELP

1-888-516-2630

7 DAYS/WEEK
7 a.m. – 9 p.m. CST

**THIS GUIDE
CONTAINS
IMPORTANT SAFETY
INFORMATION.**

PLEASE READ AND
KEEP FOR FUTURE
REFERENCE.

Find more at **Walmart.com**

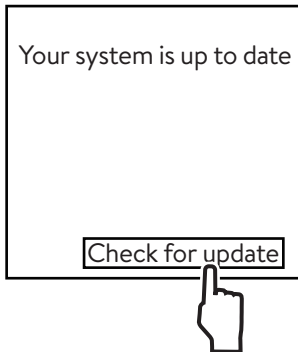
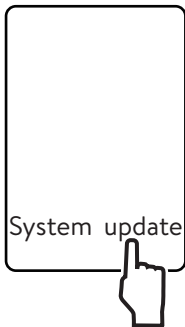
Manufactured in China for: Walmart, Inc.

Operation

1. TABLET UPDATES

Connect the device to the internet.

Tab on “Settings” > “System” > “System Update” .



2. CONNECTING TO THE INTERNET

Go to Settings > Network & internet > Internet Tap on Wi-Fi to activate wireless connectivity.



3. CONNECTING BLUETOOTH

Turn on the compatible Bluetooth device and make it discoverable.

Open the “Settings” > “Connected devices” .
Tap on Pair new device view available devices.



Cleaning & Care

1. CLEANING

Do not use alcohol, thinner or benzene to clean the surface of the tablet. Use only cleaning products designed for computer tablet devices.

2. PREVENTION

- Avoid using the tablet in extremely hot, cold, dusty, damp or wet environments.
- The tablet is not moisture/water-resistant. Avoid using the tablet around sources of water.
- Avoid dropping or forcibly placing the tablet onto a hard surface. This may damage the screen or internal electronic components and void the warranty.
- Do not suddenly disconnect the tablet when formatting, uploading or downloading data. This can lead to program errors(e.g., system or screen "freezing").
- Static discharge is normal and can occur in an electronic device although not life threatening, it may corrupt files or damage memory and its content.

- Dismantling the tablet will void the manufacturer's warranty.
- The tablet functions, hardware, software, and warranty information may be improved or modified by the manufacturer or their respective owners, and is subject to change without notice.

3. IMPORTANT BATTERY CHARGING CIRCUMSTANCES

- The battery level icon indicates low power, by showing a drained, red battery icon.
- The tablet powers-off automatically, and continues to do so even after restarting.
- On-screen keys do not work.

Warranty



1 YEAR LIMITED WARRANTY COVERING DEFECTIVE PARTS

Walmart will replace a defective part with a new or refurbished part without a charge to you. If your unit is deemed unrepairable, we will replace the unit with a new or refurbished unit at Walmart's sole discretion. The customer is responsible for transportation cost and insurance charges(if applicable) to Corporate. It is the customer's responsibility to retain original packaging or provide like packaging in order to facilitate the warranty process. Walmart will incur no liability whatsoever to provide packaging for warranty items. Should the product be damaged due to insufficient packaging, the warranty may be voided. You must receive a return authorization number (RMA #) before sending the unit in for service. Service that is provided is warranted for the duration of the original warranty or 45 days whichever is greater.

YOUR RESPONSIBILITY

It is strongly recommended to make a backup copy of the contents on your hard drive in case of operational failure. Walmart will not be held liable for content that is on the device. Retain a copy of the bill of sale to provide proof of purchase. The warranty extends only to defects in materials or workmanship as limited above and does not extend to a cracked screen, damaged USB or DC port, cosmetic damage, or any other products, parts or accessories that have been lost, discarded, damaged by misuse or accident, neglect, acts of God such as lightning, voltage surges in the home, improper installation, or serial number rendered illegible.

Certification Information



This device complies with Part 15 of the FCC Rules. Operation is subject to the following two conditions:(1) this device may not cause harmful interference, and (2) this device must accept any interference received, including interference that may cause undesired operation.



CONFORMS TO UL
STD.62368-1.
CERTIFIED TO CSA
STD.C22.2 NO.62368-1

Troubleshooting

Problem	Solution/Prevention
Cannot turn my device on.	<ul style="list-style-type: none">• Press and hold the power button for more than 3 seconds.• Charge the tablet for 10-15 minutes.
My tablet does not charge.	<ul style="list-style-type: none">• Use the in-box charger and USB cable to charge your tablet.• Check whether the power outlet is working, and the charger is correctly plugged into the outlet.• Reconnect the charger to the device and let it charge for 10-15 minutes.• Then press the power button to check if there is a charging prompt.
My tablet runs slow.	Close or uninstall unwanted applications.