















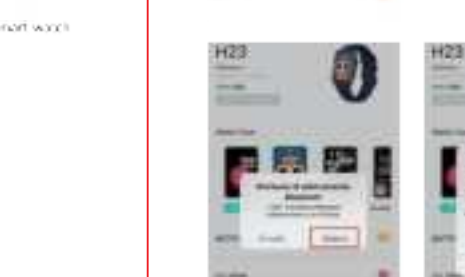
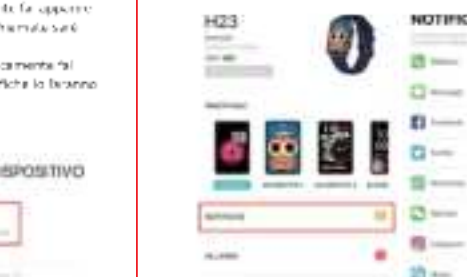


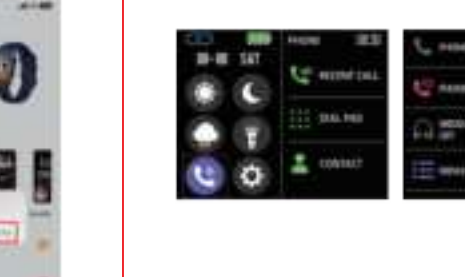










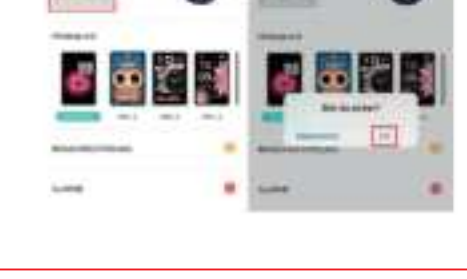

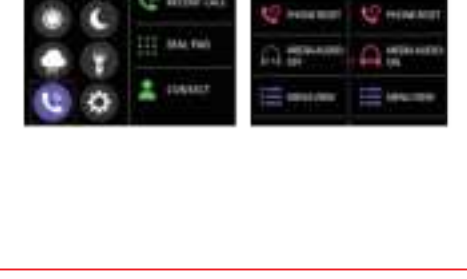









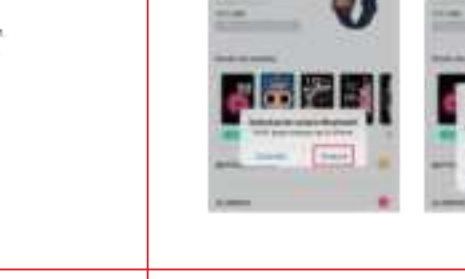

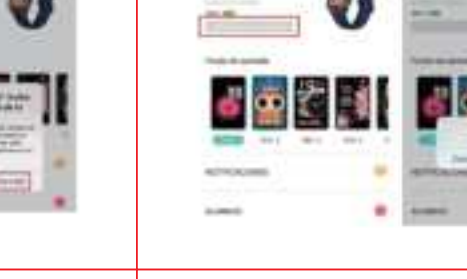





































H23六国语言说明书折页 70x100mm

<div><p><b>Quick Guide</b></p><p>1. Power on</p><p>Push the crown button to power on the smart watch.</p><p>2. App Download and pairing</p><p>Download the H23 App on your smartphone. Scan the QR code to download the app.</p></div>	<div><p>1. Turning on</p><p>Push the crown button for 5-10 seconds, the system will automatically power on. After power on, the watch will be in the pairing mode. Please connect the watch to your smartphone via Bluetooth.</p><p>2. App Download and pairing</p><p>Download the H23 App on your smartphone. Scan the QR code to download the app.</p></div>	<div><p>1. Switch on the smart watch on the phone</p><p>2. Add a device</p></div>	<div><p>1. Switch on the smart watch on the phone</p><p>2. Add a device</p></div>	<div><p>1. Switch on the smart watch on the phone</p><p>2. Add a device</p></div>	<div><p>1. Switch on the smart watch on the phone</p><p>2. Add a device</p></div>	<div><p>1. Switch on the smart watch on the phone</p><p>2. Add a device</p></div>	<div><p>1. Switch on the smart watch on the phone</p><p>2. Add a device</p></div>	<div><p>1. Switch on the smart watch on the phone</p><p>2. Add a device</p></div>	<div><p>1. Switch on the smart watch on the phone</p><p>2. Add a device</p></div>	<div><p>1. Switch on the smart watch on the phone</p><p>2. Add a device</p></div>	<div><p>1. Switch on the smart watch on the phone</p><p>2. Add a device</p></div>	<div><p>1. Switch on the smart watch on the phone</p><p>2. Add a device</p></div>	<div><p>1. Switch on the smart watch on the phone</p><p>2. Add a device</p></div>
<div><p><b>Kurzanleitung</b></p><p>1. Einschalten</p><p>Drücken Sie die Krone, um das Smart Watch einzuschalten.</p><p>2. App Download und pairing</p><p>Download the H23 App on your smartphone. Scan the QR code to download the app.</p></div>	<div><p>1. Turning on</p><p>Push the crown button for 5-10 seconds, the system will automatically power on. After power on, the watch will be in the pairing mode. Please connect the watch to your smartphone via Bluetooth.</p><p>2. App Download and pairing</p><p>Download the H23 App on your smartphone. Scan the QR code to download the app.</p></div>	<div><p>1. Switch on the smart watch on the phone</p><p>2. Add a device</p></div>	<div><p>1. Switch on the smart watch on the phone</p><p>2. Add a device</p></div>	<div><p>1. Switch on the smart watch on the phone</p><p>2. Add a device</p></div>	<div><p>1. Switch on the smart watch on the phone</p><p>2. Add a device</p></div>	<div><p>1. Switch on the smart watch on the phone</p><p>2. Add a device</p></div>	<div><p>1. Switch on the smart watch on the phone</p><p>2. Add a device</p></div>	<div><p>1. Switch on the smart watch on the phone</p><p>2. Add a device</p></div>	<div><p>1. Switch on the smart watch on the phone</p><p>2. Add a device</p></div>	<div><p>1. Switch on the smart watch on the phone</p><p>2. Add a device</p></div>	<div><p>1. Switch on the smart watch on the phone</p><p>2. Add a device</p></div>	<div><p>1. Switch on the smart watch on the phone</p><p>2. Add a device</p></div>	<div><p>1. Switch on the smart watch on the phone</p><p>2. Add a device</p></div>
<div><p><b>Guide rapide</b></p><p>1. Allumer</p><p>Appuyez sur la couronne pour allumer le smart watch.</p><p>2. App Download and pairing</p><p>Download the H23 App on your smartphone. Scan the QR code to download the app.</p></div>	<div><p>1. Turning on</p><p>Push the crown button for 5-10 seconds, the system will automatically power on. After power on, the watch will be in the pairing mode. Please connect the watch to your smartphone via Bluetooth.</p><p>2. App Download and pairing</p><p>Download the H23 App on your smartphone. Scan the QR code to download the app.</p></div>	<div><p>1. Switch on the smart watch on the phone</p><p>2. Add a device</p></div>	<div><p>1. Switch on the smart watch on the phone</p><p>2. Add a device</p></div>	<div><p>1. Switch on the smart watch on the phone</p><p>2. Add a device</p></div>	<div><p>1. Switch on the smart watch on the phone</p><p>2. Add a device</p></div>	<div><p>1. Switch on the smart watch on the phone</p><p>2. Add a device</p></div>	<div><p>1. Switch on the smart watch on the phone</p><p>2. Add a device</p></div>	<div><p>1. Switch on the smart watch on the phone</p><p>2. Add a device</p></div>	<div><p>1. Switch on the smart watch on the phone</p><p>2. Add a device</p></div>	<div><p>1. Switch on the smart watch on the phone</p><p>2. Add a device</p></div>	<div><p>1. Switch on the smart watch on the phone</p><p>2. Add a device</p></div>	<div><p>1. Switch on the smart watch on the phone</p><p>2. Add a device</p></div>	<div><p>1. Switch on the smart watch on the phone</p><p>2. Add a device</p></div>

Product name: Smart Watch  
Model No.: H23  
Manufacturer: Shenzhen Lexqi Electronic Technology Co.,Ltd



## FCC STATEMENT:

This device complies with part 15 of the FCC Rules. Operation is subject to the following two conditions:

(1) This device may not cause harmful interference, and (2) this device must accept any interference received, including interference that may cause undesired operation.

Any Changes or modifications not expressly approved by the party responsible for compliance could void the user's authority to operate the equipment.

**Note:** This equipment has been tested and found to comply with the limits for a Class B digital device, pursuant to part 15 of the FCC Rules. These limits are designed to provide reasonable protection against harmful interference in a residential installation. This equipment generates uses and can radiate radio frequency energy and, if not installed and used in accordance with the instructions, may cause harmful interference to radio communications. However, there is no guarantee that interference will not occur in a particular installation. If this equipment does cause harmful interference to radio or television reception, which can be determined by turning the equipment off and on, the user is encouraged to try to correct the interference by one or more of the following measures:

- Reorient or relocate the receiving antenna.
- Increase the separation between the equipment and receiver.
- Connect the equipment into an outlet on a circuit different from that to which the receiver is connected.
- Consult the dealer or an experienced radio/TV technician for help.

The device has been evaluated to meet general RF exposure requirement.