每面4.72X8.5cm
105g哑粉纸
单黑+1专 双面印刷
风琴折14页13折

LISEN

Magnetic Wireless Charger

> SUPPORT@LISEN.COM

ACCESSORY LIST

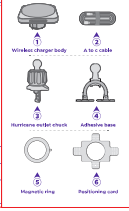

PRODUCT PARAMETER

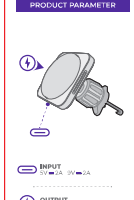

3

INSTALL HURRICANE OUTLET CHUCK

Choose Your Mounting Option

PRODUCT OVERVIEW

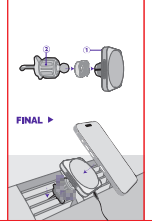

INSTALLATION STEPS

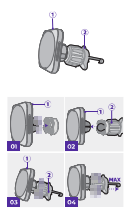

PUT IT IN CAR'S AIR VENT

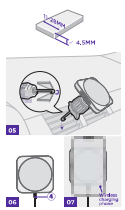

4

INSTALL ADHESIVE BASE

Choose Your Mounting Option

INSTALLATION STEPS

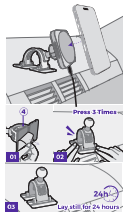

INSTALLATION STEPS

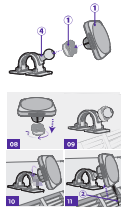

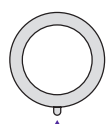

5

INSTALL MAGNETIC RING

Installation of magnetic ring necessaryor not necessary

MAGNETIC RING NOT NEEDED

IPHONE12 AND ABOVE FOR MAGSAFE PHONE/CASE

Directly use

MAGNETIC RING NEEDED

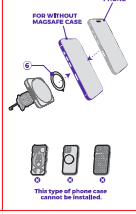

USE THE POSITIONING CARD

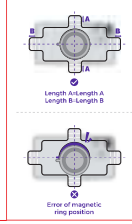

STICK IT ON YOUR PHONE

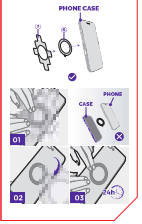

REGARDING CHARGING



WRONG APPROACH

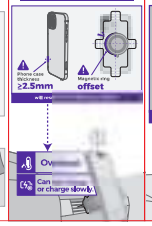

WRONG APPROACH

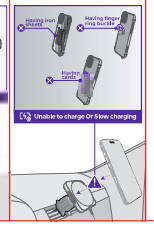

NOTES

>

EN /

01- Please cooperate with car chargers that support versions of QC3.0 or PD18W or higher.

02- Please use it with phones such as Magsafe phone case or iPhone 12 or above.

03- Please ensure that the magnetic ring is not misaligned, as misalignment may cause severe heating.

04- If there is an iron sheet, finger ring buckle, or credit card on the back of the phone or phone case, it will trigger foreign object detection and interrupt charging.

05- Please maintain a suitable temperature inside the car. If the temperature exceeds 40°C inside the car may cause serious overheating or slow charging of the wireless charging system.

06- In the charging process, slight heating is a normal case. If you encounter severe heating, please contact our customer service email.

DE /

01- Bitte verwenden Sie das Produkt mit einem Autoladegerät, das QC3.0 oder PD18W oder höher unterstützt.

02- Bitte verwenden Sie das Produkt mit einem Handy mit einer Magsafe-Hülle oder Iphone12 und höher.

03- Bitte stellen Sie sicher, dass der Magnetüberzugsring nicht verrutscht ist, da dies zu starker Hitzeentwicklung führen kann.

04- Ein Eisenblech, ein Halbfingerl oder eine Kreditkarte auf der Rückseite des Handys oder der Hülle wird als Fremdkörper erkannt und der Ladevorgang unterbrochen.

05- Achten Sie auf eine angemessene Temperatur im Auto. Eine zu hohe Temperatur im Auto kann dazu führen, dass sich das kabellose Ladegerät stark erwärmt oder nur langsam lädt.

06- Während des Ladevorgangs ist eine leichte Erwärmung normal. Wenn Sie eine starke Erwärmung feststellen, kontaktieren Sie bitte unseren Kundendienst per E-Mail.

FR /

01- Veuillez footer avec le chargeur sur voiture qui peut soutenir QC3.0 ou PD18W version supérieure.

02- Veuillez footer avec un boîtier avec Magsafe ou un téléphone téléphone portable avec Iphone12 version supérieure.

03- Assurez-vous qu'il n'y a pas de décalage de l'anneau de magnétisme, le décalage peut provoquer une fièvre sévère.

04- Le téléphone ou le boîtier a une pièce de fer, une boucle ou une carte de crédit à l'arrière, qui déclenchera la détection de corps étranger et interrompra la charge.

05- Veuillez maintenir la température appropriée dans la voiture, une température trop élevée dans la voiture peut entraîner une surchauffe sévère ou une charge lente de la charge sans fil.

06- Pendant le processus de charge, la chaleur légère est un phénomène normal. Si vous rencontrez la chaleur sévère, s'il vous plaît contactez-nous boîte aux lettres de service à la clientèle.

IT /

01- Si prega di cooperare con caricabatterie d'auto che supportano QC3.0 o PD18W o versioni successive.

02- Si prega di utilizzarlo con la custodia Magsafe o telefoni cellulari iPhone 12 e superiori.

03- Si prega di assicurarsi che l'anello magnetico non sia disallineato, poiché il disallineamento può causare un forte riscaldamento.

04- Se c'è la piastra di ferro, fibbia dell'anello del dito, o carta di credito ad retro del telefono cellulare o della cassa del telefono, verrà attivato il rilevamento di oggetti estranei e interromperà la ricarica.

05- Si prega di mantenere la temperatura adeguata all'interno dell'auto. La temperatura eccessiva all'interno dell'auto può causare grave surriscaldamento o lenta ricarica del sistema di ricarica senza fili.

06- Durante il processo di ricarica, un leggero riscaldamento è un fenomeno normale. Se si verifica grave surriscaldamento, si prega di contattare il nostro consumatori la nostra e-mail postaverdra.

ES /

01- Por favor utilícelo junto con un cargador automóvil de versión superior a QC3.0 o PD18W.

02- Por favor utilícelo junto con un maíl con carcasa Magsafe o un móvil de versión Iphone12 o superiores.

03- Por favor asegúrese de que el anillo magnético no está desnivelado, ya que la disolución puede originar un calor ¡muy grave.

04- Si hay hojas de hierro, anillo sujetador o tarjeta de crédito en la espalda del móvil o de la carcasa de móvil, se puede activar la detección de cosa extraña en compañía de la interrupción de la carga de energía.

05- Por favor mantenga una temperatura adecuada en el interior de vehículo, dado que una temperatura demasiado alta puede provocar el sobrecalor grave durante la carga inalámbrica o la carga lenta de energía.

06- En el proceso de carga de energía, un calentamiento ligero es un fenómeno normal. Si en caso de sufrir un calentamiento grave, por favor póngase en contacto con la dirección de correo electrónico de nuestro servicio a clientes.

JP

01- QC3.0 対応或いは PD18W 以上バージョンの車載充電器と配合してご使用下さい。

02- Magsafe 搭載のスマホカバー或いは iphone12 及びその以上のスマホと配合してご使用下さい。

03- 磁気リボリングがずれないのをご確保下さい。温度な発熱を引き起こす恐れがありますから。

04- スマホ或いはスマホカバーに鉄片、スネホリングやクレジットカードがある場合、異物感知を起動して充電を中断することがあります。

05- 車内を適当な温度に二維持下さい。温度が高すぎると温度が顕著に熱熱するか或いは充電が遅くなる恐れがあります。

06- 充電の過程に暖く発熱するのは正常現象です。顕著に発熱した場合、当社のメールドレスまでご連絡下さい。

ISED Canada Statement

This device contains licence-exempt transmitter(s)/receiver(s) that comply with Innovation Science and Economic Development Canada's licence-exempt RSS(s).

Operation is subject to the following two conditions:

(1) this device may not cause interference and (2) this device must accept any interference, including interference that may cause undesired operation of the device.

Radiation Exposure

This equipment complies with Canada radiation exposure limits set forth for an environment not controlled.

RF Exposure Statement

To maintain compliance with FCC RF exposure guidelines, this equipment should be installed and operated with minimum distance between the radiator your body. This device and its antenna(s) must not be co-located or operated in conjunction with any other antenna or transmitter.

ISED Canada Statement

F Ameteur/récepteur exempt de licence contenu dans le présent appareil est conforme aux CNR d' Innovation, Sciences et Développement économique Canada applicables aux appareils radio exempts de licence.L' exploitation est autorisée aux deux conditions suivantes:

(1) L' appareil ne doit pas produire de brouillage,

(2) l'appareil doit accepter tout brouillage radioélectrique subi, même si le brouillage risque de compromettre le fonctionnement.

JC RF Déclaration de exposition:

Cet équipement est conforme aux limites d'exposition aux radiations aux RF définies pour un environnement non contrôlé. Lors de l'installation et du fonctionnement, la distance minimale de 0.5 cm entre le radiateur et votre corps.

FCC Warning

This device complies with part 15 of the FCC Rules. Operation is subject to the following two conditions: (1) this device may not cause harmful interference, and (2) this device must accept any interference received, including interference that may cause undesired operation.

Any Changes or modifications not expressly approved by the party responsible for compliance could void the user's authority to operate the equipment.

This equipment has been tested and found to comply with the limits for a Class B digital device, pursuant to part 15 of the FCC Rules. These limits are designed to provide reasonable protection against harmful interference in a residential installation.

FCC Warning

This equipment generates uses and can radiate radio frequency energy and, if not installed and used in accordance with the instructions, may cause harmful interference to radio communications. However, there is no guarantee that interference will not occur in a particular installation. If this equipment does cause harmful interference to radio or television reception, which can be determined by turning the equipment off and on, the user is encouraged to try to correct the interference by one or more of the following measures:

- Reorient or relocate the receiving antenna.
- Increase the separation between the equipment and receiver.
- Connect the equipment into an outlet on a circuit different from that to which the receiver is connected.
- Consult the dealer or an experienced radio/TV technician for help.
- FCC RF exposure statement:

The equipment complies with FCC radiation exposure limits set forth for an uncontrolled environment. This equipment should be installed and operated with minimum distance between 20cm the radiator your body.

LISEN

> Scan QR code Watch the installation video

Experience innovation for work,play,and travel.

Since 2013, LISEN designs tech accessories. We specialize in the concepts,

manufacturing and distribution of 3C and mobile phone accessories products tailored