



FCC RF Test Report

APPLICANT : Guangdong OPPO Mobile
Telecommunications Corp., Ltd.
EQUIPMENT : Mobile Phone
BRAND NAME : OPPO
MODEL NAME : CPH2639
FCC ID : R9C-OP23302
STANDARD : FCC Part 15 Subpart C §15.247
CLASSIFICATION : (DTS) Digital Transmission System
TEST DATE(S) : Mar. 28, 2024 ~ Mar. 30, 2024

We, Sporton International Inc. (Shenzhen), would like to declare that the tested sample has been evaluated in accordance with the test procedures and has been in compliance with the applicable technical standards.

The test results in this report apply exclusively to the tested model / sample. Without written approval of Sporton International Inc. (Shenzhen), the test report shall not be reproduced except in full.

Jason Jia

Approved by: Jason Jia



Sporton International Inc. (ShenZhen)

1/F, 2/F, Bldg 5, Shiling Industrial Zone, Xinwei Village, Xili, Nanshan, Shenzhen, 518055

People's Republic of China



TABLE OF CONTENTS

REVISION HISTORY.....	3
SUMMARY OF TEST RESULT	4
1 GENERAL DESCRIPTION.....	5
1.1 Applicant.....	5
1.2 Manufacturer.....	5
1.3 Product Feature of Equipment Under Test.....	5
1.4 Product Specification of Equipment Under Test.....	5
1.5 Modification of EUT	6
1.6 Testing Location	6
1.7 Test Software.....	6
1.8 Applicable Standards.....	7
2 TEST CONFIGURATION OF EQUIPMENT UNDER TEST.....	8
2.1 Carrier Frequency Channel	8
2.2 Test Mode.....	9
2.3 Connection Diagram of Test System.....	10
2.4 Support Unit used in test configuration and system	11
2.5 EUT Operation Test Setup	11
2.6 Measurement Results Explanation Example.....	11
3 TEST RESULT	12
3.1 6dB and 99% Bandwidth Measurement	12
3.2 Output Power Measurement.....	13
3.3 Power Spectral Density Measurement	15
3.4 Conducted Band Edges and Spurious Emission Measurement	16
3.5 Radiated Band Edges and Spurious Emission Measurement	17
3.6 AC Conducted Emission Measurement.....	21
3.7 Antenna Requirements.....	23
4 LIST OF MEASURING EQUIPMENT.....	24
5 MEASUREMENT UNCERTAINTY.....	25
APPENDIX A. CONDUCTED TEST RESULTS	
APPENDIX B. AC CONDUCTED EMISSION TEST RESULT	
APPENDIX C. RADIATED SPURIOUS EMISSION	
APPENDIX D. DUTY CYCLE PLOTS	
APPENDIX E. SETUP PHOTOGRAPHS	



REVISION HISTORY

REPORT NO.	VERSION	DESCRIPTION	ISSUED DATE
FR431509B	Rev. 01	Initial issue of report	Apr. 26, 2024

SUMMARY OF TEST RESULT

Report Section	FCC Rule	Description	Limit	Result	Remark
3.1	15.247(a)(2)	6dB Bandwidth	$\geq 0.5\text{MHz}$	Pass	-
3.1	-	99% Bandwidth	-	Report only	-
3.2	15.247(b)(3)	Peak Output Power	$\leq 30\text{dBm}$	Pass	-
3.3	15.247(e)	Power Spectral Density	$\leq 8\text{dBm}/3\text{kHz}$	Pass	-
3.4	15.247(d)	Conducted Band Edges and Spurious Emission	$\leq 20\text{dBc}$	Pass	-
3.5	15.247(d)	Radiated Band Edges and Spurious Emission	15.209(a) & 15.247(d)	Pass	Under limit 10.19 dB at 34.85 MHz
3.6	15.207	AC Conducted Emission	15.207(a)	Pass	Under limit 13.50 dB at 0.44 MHz
3.7	15.203 & 15.247(b)	Antenna Requirement	15.203 & 15.247(b)	Pass	-

Conformity Assessment Condition:

- The test results (PASS/FAIL) with all measurement uncertainty excluded are presented against the regulation limits or in accordance with the requirements stipulated by the applicant/manufacture who shall bear all the risks of non-compliance that may potentially occur if measurement uncertainty is taken into account.
- The measurement uncertainty please refer to each test result in the section "Measurement Uncertainty"

Disclaimer:

The product specifications of the EUT presented in the test report that may affect the test assessments are declared by the manufacturer who shall take full responsibility for the authenticity.



1 General Description

1.1 Applicant

Guangdong OPPO Mobile Telecommunications Corp., Ltd.

NO.18 HaiBin Road, Wusha Village, Chang'an Town, DongGuan City, Guangdong Province, P.R.
China

1.2 Manufacturer

Guangdong OPPO Mobile Telecommunications Corp., Ltd.

NO.18 HaiBin Road, Wusha Village, Chang'an Town, DongGuan City, Guangdong Province, P.R.
China

1.3 Product Feature of Equipment Under Test

Product Feature	
Equipment	Mobile Phone
Brand Name	OPPO
Model Name	CPH2639
FCC ID	R9C-OP23302
IMEI Code	Conducted: 860772070027456/860772070027449 Conduction: 860772070026953/860772070026946 Radiation: 860772070026672/860772070026664
HW Version	11
SW Version	ColorOS 14.0.1
EUT Stage	Production Unit

Remark: The above EUT's information was declared by manufacturer. Please refer to the specifications or user's manual for more detailed description.

1.4 Product Specification of Equipment Under Test

Standards-related Product Specification	
Tx/Rx Frequency Range	2402 MHz ~ 2480 MHz
Number of Channels	40
Carrier Frequency of Each Channel	40 Channel (37 hopping + 3 advertising channel)
Maximum Output Power to Antenna	BLE 1Mbps: 7.34 dBm (0.0054 W) BLE 2Mbps: 7.29 dBm (0.0054 W)
99% Occupied Bandwidth	BLE 1Mbps: 1.035 MHz BLE 2Mbps: 2.058 MHz
Antenna Type / Gain	IFA Antenna type with gain 0.3 dBi
Type of Modulation	Bluetooth LE : GFSK

Note: BLE 2Mbps does not support CH00/12/39.



1.5 Modification of EUT

No modifications are made to the EUT during all test items.

1.6 Testing Location

Sporton International Inc. (ShenZhen) is accredited to ISO/IEC 17025:2017 by American Association for Laboratory Accreditation with Certificate Number 5145.01.

Test Firm	Sporton International Inc. (ShenZhen)		
Test Site Location	1/F, 2/F, Bldg 5, Shiling Industrial Zone, Xinwei Village, Xili, Nanshan, Shenzhen, 518055 People's Republic of China TEL: +86-755-86379589 FAX: +86-755-86379595		
Test Site No.	Sporton Site No.	FCC Designation No.	FCC Test Firm Registration No.
	CO01-SZ TH01-SZ	CN1256	421272

Test Firm	Sporton International Inc. (ShenZhen)		
Test Site Location	101, 1st Floor, Block B, Building 1, No. 2, Tengfeng 4th Road, Fenghuang Community, Fuyong Street, Baoan District, Shenzhen City, Guangdong Province 518103 People's Republic of China TEL: +86-755-86066985		
Test Site No.	Sporton Site No.	FCC Designation No.	FCC Test Firm Registration No.
	03CH01-SZ	CN1256	421272

1.7 Test Software

Item	Site	Manufacturer	Name	Version
1.	03CH01-SZ	AUDIX	E3	6.2009-8-24
2.	CO01-SZ	AUDIX	E3	6.120613b



1.8 Applicable Standards

According to the specifications of the manufacturer, the EUT must comply with the requirements of the following standards:

- ♦ 47 CFR Part 15 Subpart C §15.247
- ♦ FCC KDB 558074 D01 15.247 Meas Guidance v05r02
- ♦ ANSI C63.10-2013

Remark:

1. All test items were verified and recorded according to the standards and without any deviation during the test.
2. This EUT has also been tested and complied with the requirements of FCC Part 15, Subpart B, recorded in a separate test report.



2 Test Configuration of Equipment Under Test

2.1 Carrier Frequency Channel

Frequency Band	Channel	Freq. (MHz)	Channel	Freq. (MHz)
2400-2483.5 MHz	0	2402	21	2444
	1	2404	22	2446
	2	2406	23	2448
	3	2408	24	2450
	4	2410	25	2452
	5	2412	26	2454
	6	2414	27	2456
	7	2416	28	2458
	8	2418	29	2460
	9	2420	30	2462
	10	2422	31	2464
	11	2424	32	2466
	12	2426	33	2468
	13	2428	34	2470
	14	2430	35	2472
	15	2432	36	2474
	16	2434	37	2476
	17	2436	38	2478
	18	2438	39	2480
	19	2440	-	-
	20	2442	-	-

2.2 Test Mode

- a. The EUT has been associated with peripherals and configuration operated in a manner tended to maximize its emission characteristics in a typical application. Frequency range investigated: conduction emission (150 kHz to 30 MHz), radiation emission (9 kHz to the 10th harmonic of the highest fundamental frequency or to 40 GHz, whichever is lower). For radiated measurement, pre-scanned in three orthogonal panels, X, Y, Z. The worst cases (Y plane) were recorded in this report.
- b. AC power line Conducted Emission was tested under maximum output power.

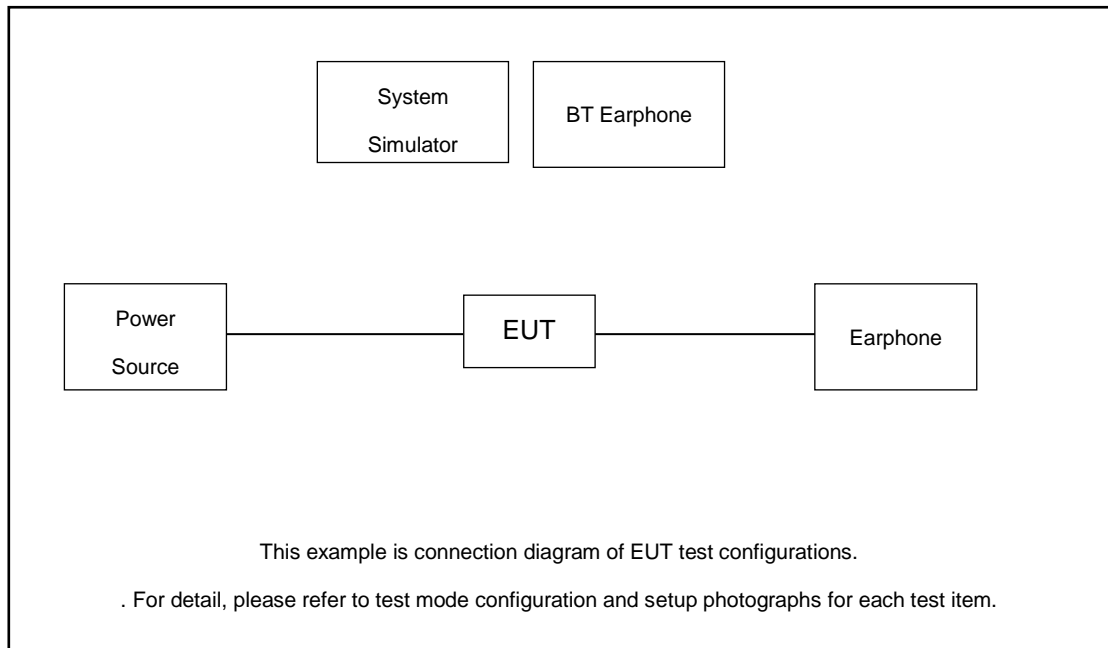
The following summary table is showing all test modes to demonstrate in compliance with the standard.

Summary table of Test Cases	
Test Item	Data Rate / Modulation
	Bluetooth – LE / GFSK
Conducted TCs	Mode 1: Bluetooth Tx CH00_2402 MHz_BLE 1Mbps Mode 2: Bluetooth Tx CH19_2440 MHz_BLE 1Mbps Mode 3: Bluetooth Tx CH39_2480 MHz_BLE 1Mbps Mode 4: Bluetooth Tx CH01_2404 MHz_BLE 2Mbps Mode 5: Bluetooth Tx CH19_2440 MHz_BLE 2Mbps Mode 6: Bluetooth Tx CH38_2478 MHz_BLE 2Mbps
Radiated TCs	Mode 1: Bluetooth Tx CH00_2402 MHz_BLE 1Mbps Mode 2: Bluetooth Tx CH19_2440 MHz_BLE 1Mbps Mode 3: Bluetooth Tx CH39_2480 MHz_BLE 1Mbps Mode 4: Bluetooth Tx CH01_2404 MHz_BLE 2Mbps Mode 5: Bluetooth Tx CH19_2440 MHz_BLE 2Mbps Mode 6: Bluetooth Tx CH38_2478 MHz_BLE 2Mbps
AC Conducted Emission	Mode 1: GSM 850 Idle + Bluetooth Link + Adapter 1 + USB Cable 1+ Earphone
Remark: For Radiated Test Cases, The tests were performance with Adapter1 , Earphone and USB Cable1	

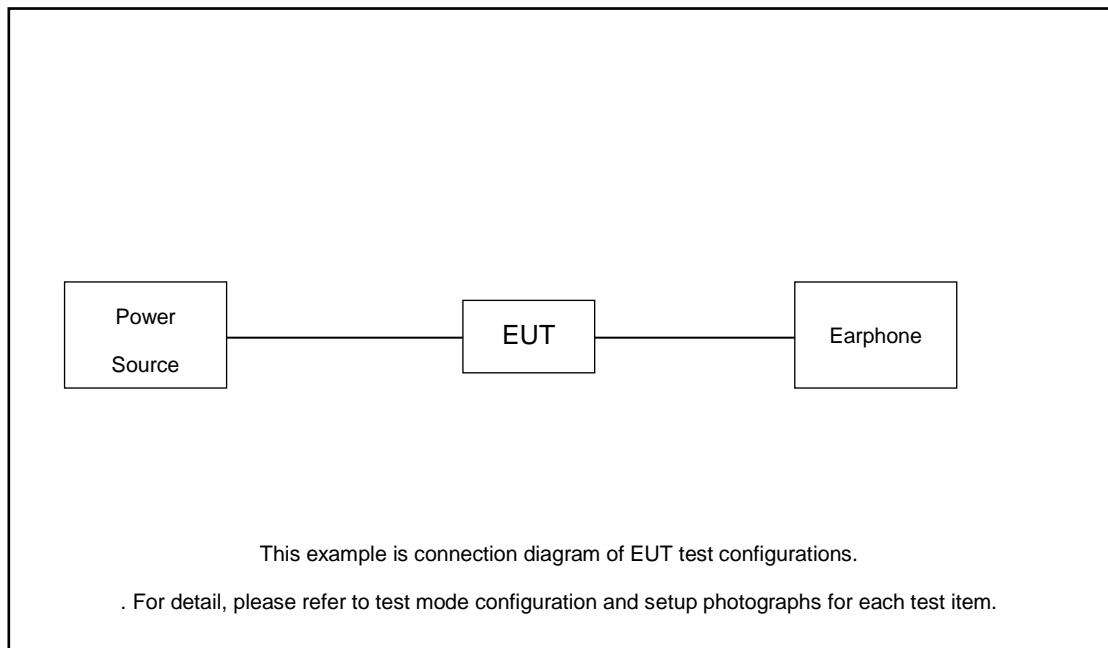
RSE Co-location
Bluetooth LE(2 Mbps) CH38_TX + LTE Band 13 link

2.3 Connection Diagram of Test System

AC Conducted Emission:



Radiated Emission:



2.4 Support Unit used in test configuration and system

Item	Equipment	Trade Name	Model Name	FCC ID	Data Cable	Power Cord
1.	Base Station	Anritsu	MT8821C	N/A	N/A	N/A
2.	Base Station(LTE)	Anritsu	MT8820C	N/A	N/A	Unshielded,1.8m
3.	Bluetooth Earphone	Samsung	EO-MG900	PYAHS-107W	N/A	N/A
4.	WLAN AP	Dlink	DIR-820L	KA2IR820LA1	N/A	Unshielded,1.8m
5.	Earphone	OPPO	N/A	N/A	Unshielded,1.0m	N/A

2.5 EUT Operation Test Setup

For BLE function, the engineering test program was provided and enabled to make EUT continuous transmit.

For AC power line conducted emissions, the EUT was set to connect with the WLAN AP under large package sizes transmission.

2.6 Measurement Results Explanation Example

For all conducted test items:

The offset level is set in the spectrum analyzer to compensate the RF cable loss and attenuator factor between EUT conducted output port and spectrum analyzer. With the offset compensation, the spectrum analyzer reading level is exactly the EUT RF output level.

Example :

The spectrum analyzer offset is derived from RF cable loss and attenuator factor.

Offset = RF cable loss + attenuator factor.

Following shows an offset computation example with cable loss 2.20 dB and 10dB attenuator.

$$\begin{aligned}\text{Offset(dB)} &= \text{RF cable loss(dB)} + \text{attenuator factor(dB)} \\ &= 2.20 + 10 = 12.20 \text{ (dB)}\end{aligned}$$

3 Test Result

3.1 6dB and 99% Bandwidth Measurement

3.1.1 Limit of 6dB and 99% Bandwidth

The minimum 6 dB bandwidth shall be at least 500 kHz.

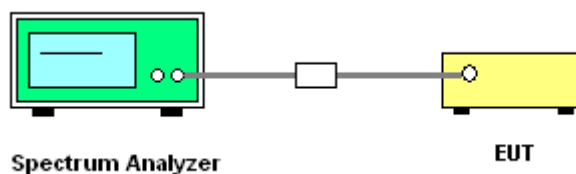
3.1.2 Measuring Instruments

The section 4.0 of List of Measuring Equipment of this test report is used for test.

3.1.3 Test Procedures

1. The testing follows ANSI C63.10-2013 clause 11.8
2. The RF output of EUT was connected to the spectrum analyzer by RF cable and attenuator. The path loss was compensated to the results for each measurement.
3. Set to the maximum power setting and enable the EUT transmit continuously.
4. Make the measurement with the spectrum analyzer's resolution bandwidth (RBW) = 100 kHz. Set the Video bandwidth (VBW) = 300 kHz. In order to make an accurate measurement. The 6 dB bandwidth must be greater than 500 kHz.
5. For 99% Bandwidth Measurement, the spectrum analyzer's resolution bandwidth (RBW) is set 1% to 5% of the 99% OBW and the VBW is set to 3 times of the RBW.
6. Measure and record the results in the test report.

3.1.4 Test Setup



3.1.5 Test Result of 6dB &99% Occupied Bandwidth

Please refer to Appendix A.

3.2 Output Power Measurement

3.2.1 Limit of Output Power

For systems using digital modulation in the 2400-2483.5MHz, the limit for peak output power is 30dBm. If transmitting antenna of directional gain greater than 6dBi is used, the peak output power from the intentional radiator shall be reduced below the above stated value by the amount in dB that the directional gain of the antenna exceeds 6 dBi. In case of point-to-point operation, the limit has to be reduced by 1dB for every 3dB that the directional gain of the antenna exceeds 6dBi.

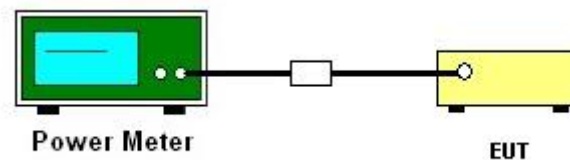
3.2.2 Measuring Instruments

The section 4.0 of List of Measuring Equipment of this test report is used for test.

3.2.3 Test Procedures

1. The testing follows the Measurement Procedure of ANSI C63.10-2013 clause 11.9.1.3 PKPM1 Peak power meter or ANSI C63.10-2013 clause 11.9.2.3.1 Method AVGPM method.
2. The RF output of EUT was connected to the power meter by RF cable and attenuator. The path loss was compensated to the results for each measurement.
3. Set to the maximum power setting and enable the EUT transmit continuously.
4. Measure the conducted output power and record the results in the test report.

3.2.4 Test Setup





3.2.5 Test Result of Peak Output Power

Mod.	Data Rate	NTX	CH.	Freq. (MHz)	Peak Conducted Power (dBm)	Conducted Power Limit (dBm)	DG (dBi)	EIRP Power (dBm)	EIRP Power Limit (dBm)	Pass /Fail
BLE	1Mbps	1	0	2402	6.62	30.00	0.30	6.92	36.00	Pass
BLE	1Mbps	1	19	2440	7.34	30.00	0.30	7.64	36.00	Pass
BLE	1Mbps	1	39	2480	6.58	30.00	0.30	6.88	36.00	Pass

Mod.	Data Rate	NTX	CH.	Freq. (MHz)	Peak Conducted Power (dBm)	Conducted Power Limit (dBm)	DG (dBi)	EIRP Power (dBm)	EIRP Power Limit (dBm)	Pass /Fail
BLE	2Mbps	1	1	2404	6.58	30.00	0.30	6.88	36.00	Pass
BLE	2Mbps	1	19	2440	7.29	30.00	0.30	7.59	36.00	Pass
BLE	2Mbps	1	38	2478	6.53	30.00	0.30	6.83	36.00	Pass

3.2.6 Test Result of Average Output Power (Reporting Only)

Mod.	Data Rate	NTX	CH.	Freq. (MHz)	Duty Factor (dB)	Average Conducted Power (dBm)
BLE	1Mbps	1	0	2402	2.13	6.20
BLE	1Mbps	1	19	2440	2.13	7.00
BLE	1Mbps	1	39	2480	2.13	6.20

Mod.	Data Rate	NTX	CH.	Freq. (MHz)	Duty Factor (dB)	Average Conducted Power (dBm)
BLE	2Mbps	1	1	2404	5.13	6.10
BLE	2Mbps	1	19	2440	5.13	6.90
BLE	2Mbps	1	38	2478	5.13	6.10

Note: the duty factor have been compensated to the final results.

3.3 Power Spectral Density Measurement

3.3.1 Limit of Power Spectral Density

The peak power spectral density shall not be greater than 8dBm in any 3kHz band at any time interval of continuous transmission.

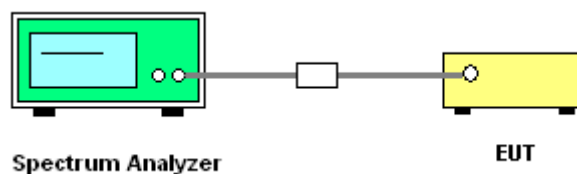
3.3.2 Measuring Instruments

The section 4.0 of List of Measuring Equipment of this test report is used for test.

3.3.3 Test Procedures

1. The testing follows Measurement Procedure of ANSI C63.10-2013 clause 11.10.2 Method PKPSD.
2. The RF output of EUT was connected to the spectrum analyzer by RF cable and attenuator. The path loss was compensated to the results for each measurement.
3. Set to the maximum power setting and enable the EUT transmit continuously.
4. Make the measurement with the spectrum analyzer's resolution bandwidth (RBW) = 3 kHz. Video bandwidth VBW = 10 kHz In order to make an accurate measurement, set the span to 1.5 times DTS Channel Bandwidth. (6dB BW)
5. Detector = peak, Sweep time = auto couple, Trace mode = max hold, Allow trace to fully stabilize. Use the peak marker function to determine the maximum power level.
6. Measure and record the results in the test report.
7. The Measured power density (dBm)/ 100kHz is a reference level and used as 20dBc down limit line for Conducted Band Edges and Conducted Spurious Emission.

3.3.4 Test Setup



3.3.5 Test Result of Power Spectral Density

Please refer to Appendix A.

3.4 Conducted Band Edges and Spurious Emission Measurement

3.4.1 Limit of Conducted Band Edges and Spurious Emission

All harmonics/spurious must be at least 20 dB down from the highest emission level within the authorized band.

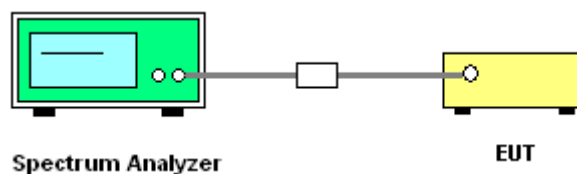
3.4.2 Measuring Instruments

The section 4.0 of List of Measuring Equipment of this test report is used for test.

3.4.3 Test Procedure

1. The testing follows ANSI C63.10-2013 clause 11.13
2. The RF output of EUT was connected to the spectrum analyzer by RF cable and attenuator. The path loss was compensated to the results for each measurement.
3. Set to the maximum power setting and enable the EUT transmit continuously.
4. Set RBW = 100 kHz, VBW=300 kHz, Peak Detector. Unwanted Emissions measured in any 100 kHz bandwidth outside of the authorized frequency band shall be attenuated by at least 20 dB relative to the maximum in-band peak PSD level in 100 kHz when maximum peak conducted output power procedure is used. If the transmitter complies with the conducted power limits based on the use of RMS averaging over a time interval, the attenuation required under this paragraph shall be 30 dB instead of 20 dB.
5. Measure and record the results in the test report.
6. The RF fundamental frequency should be excluded against the limit line in the operating frequency band.

3.4.4 Test Setup



3.4.5 Test Result of Conducted Band Edges Plots

Please refer to Appendix A.

3.4.6 Test Result of Conducted Spurious Emission Plots

Please refer to Appendix A.

3.5 Radiated Band Edges and Spurious Emission Measurement

3.5.1 Limit of Radiated Band Edges and Spurious Emission

In any 100 kHz bandwidth outside the intentional radiator frequency band, all harmonics/spurious must be at least 20 dB below the highest emission level within the authorized band. If the output power of this device was measured by spectrum analyzer, the attenuation under this paragraph shall be 30 dB instead of 20 dB. In addition, radiated emissions which fall in the restricted bands must also comply with the limits as below.

Frequency (MHz)	Field Strength (microvolts/meter)	Measurement Distance (meters)
0.009 – 0.490	2400/F(kHz)	300
0.490 – 1.705	24000/F(kHz)	30
1.705 – 30.0	30	30
30 – 88	100	3
88 – 216	150	3
216 - 960	200	3
Above 960	500	3

3.5.2 Measuring Instruments

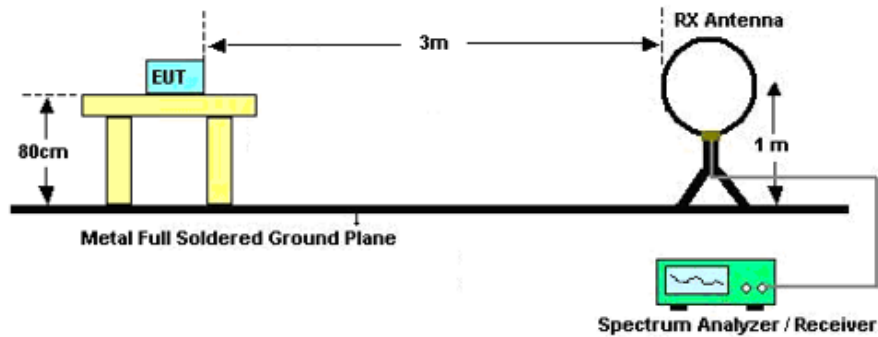
The section 4.0 of List of Measuring Equipment of this test report is used for test.

3.5.3 Test Procedures

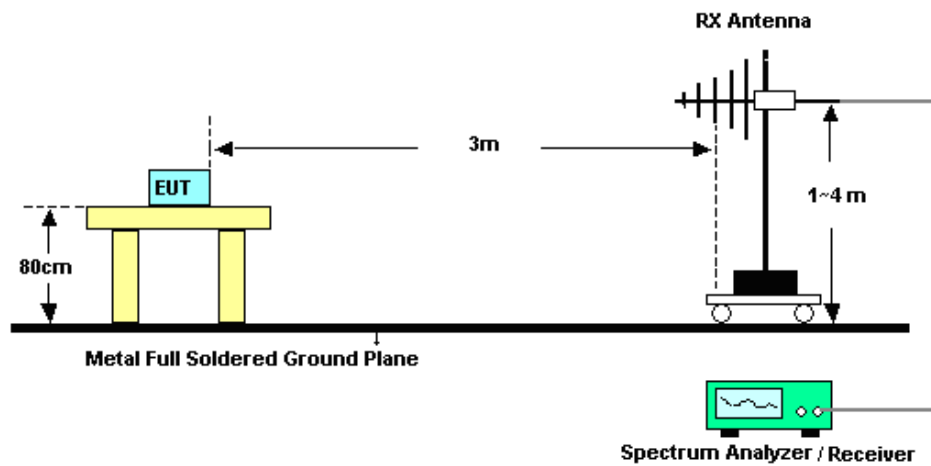
1. The testing follows ANSI C63.10-2013 clause 11.11 & 11.12
2. The EUT was arranged to its worst case and then tune the antenna tower (from 1 m to 4 m) and turntable (from 0 degree to 360 degrees) to find the maximum reading. A pre-amp and a high pass filter are used for the test in order to get better signal level.
3. The EUT was placed on a turntable with 0.8 meter for frequency below 1GHz and 1.5 meter for frequency above 1GHz respectively above ground.
4. The EUT was set 3 meters from the interference receiving antenna, which was mounted on the top of a variable height antenna tower.
5. Corrected Reading: Antenna Factor + Cable Loss + Read Level - Preamp Factor = Level
6. For testing below 1GHz, if the emission level of the EUT in peak mode was 3 dB lower than the limit specified, then peak values of EUT will be reported, otherwise, the emissions will be repeated one by one using the CISPR quasi-peak method and reported.
7. For testing above 1GHz, the emission level of the EUT in peak mode was 20dB lower than peak limit (that means the emission level in average mode also complies with the limit in average mode), then peak values of EUT will be reported, otherwise, the emissions will be measured in average mode again and reported.
8. Use the following spectrum analyzer settings:
 - (1) Span shall wide enough to fully capture the emission being measured;
 - (2) Set RBW=100 kHz for $f < 1 \text{ GHz}$; $\text{VBW} \geq \text{RBW}$; Sweep = auto; Detector function = peak; Trace = max hold;
 - (3) Set RBW = 1 MHz, VBW= 3MHz for $f \geq 1 \text{ GHz}$ for peak measurement.
For average measurement:
 - $\text{VBW} = 10 \text{ Hz}$, when duty cycle is no less than 98 percent.
 - $\text{VBW} \geq 1/T$, when duty cycle is less than 98 percent where T is the minimum transmission duration over which the transmitter is on and is transmitting at its maximum power control level for the tested mode of operation.

3.5.4 Test Setup

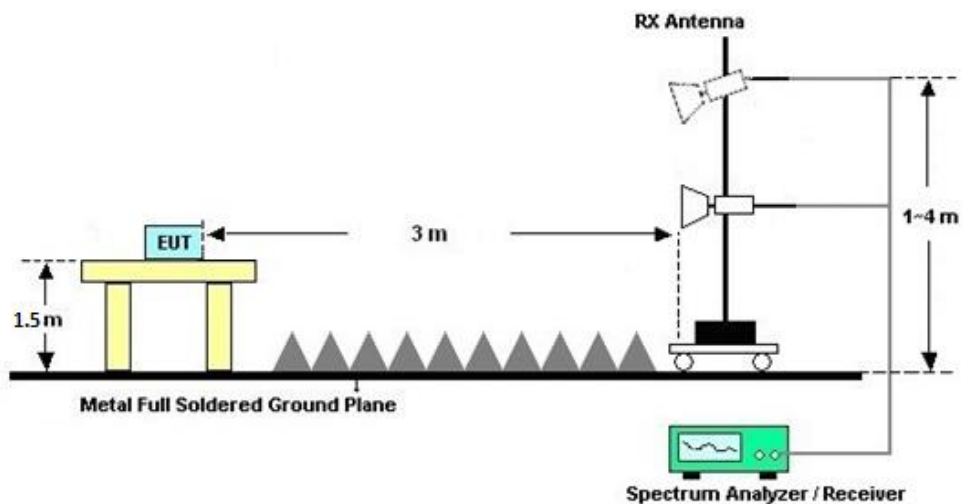
For radiated emissions below 30MHz



For radiated emissions from 30MHz to 1GHz



For radiated emissions above 1GHz





3.5.5 Test Results of Radiated Spurious Emissions (9 kHz ~ 30 MHz)

The low frequency, which started from 9 kHz to 30MHz, was pre-scanned and the result which was 20dB lower than the limit line was not reported.

There is a comparison data of both open-field test site and semi-Anechoic chamber, and the result came out very similar.

3.5.6 Test Result of Radiated Spurious at Band Edges

Please refer to Appendix C.

3.5.7 Duty Cycle

Please refer to Appendix D.

3.5.8 Test Result of Radiated Spurious Emission (30MHz ~ 10th Harmonic or 40GHz, whichever is lower)

Please refer to Appendix C.

3.6 AC Conducted Emission Measurement

3.6.1 Limit of AC Conducted Emission

For equipment that is designed to be connected to the public utility (AC) power line, the radio frequency voltage that is conducted back onto the AC power line on any frequency or frequencies within the band 150 kHz to 30 MHz shall not exceed the limits in the following table.

Frequency of emission (MHz)	Conducted limit (dBμV)	
	Quasi-peak	Average
0.15-0.5	66 to 56*	56 to 46*
0.5-5	56	46
5-30	60	50

*Decreases with the logarithm of the frequency.

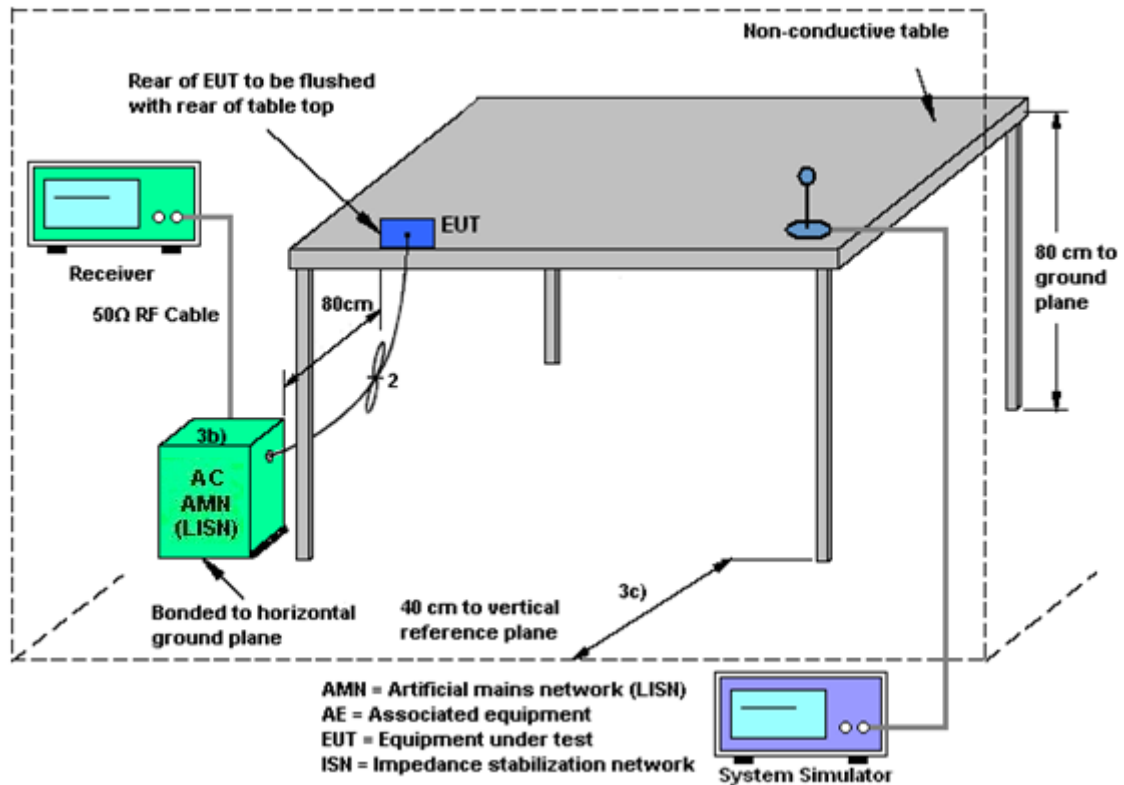
3.6.2 Measuring Instruments

The section 4.0 of List of Measuring Equipment of this test report is used for test.

3.6.3 Test Procedures

1. The EUT was placed 0.4 meter from the conducting wall of the shielding room was kept at least 80 centimeters from any other grounded conducting surface.
2. Connect EUT to the power mains through a line impedance stabilization network (LISN).
3. All the support units are connecting to the other LISN.
4. The LISN provides 50 ohm coupling impedance for the measuring instrument.
5. The FCC states that a 50 ohm, 50 microhenry LISN should be used.
6. Both sides of AC line were checked for maximum conducted interference.
7. The frequency range from 150 kHz to 30 MHz was searched.
8. Set the test-receiver system to Peak Detect Function and specified bandwidth (IF Bandwidth = 9kHz) with Maximum Hold Mode. Then measurement is also conducted by Average Detector and Quasi-Peak Detector Function respectively.

3.6.4 Test Setup



3.6.5 Test Result of AC Conducted Emission

Please refer to Appendix B.



3.7 Antenna Requirements

3.7.1 Standard Applicable

If directional gain of transmitting antennas is greater than 6dBi, the power shall be reduced by the same level in dB comparing to gain minus 6dBi. The use of a permanently attached antenna or of an antenna that uses a unique coupling to the intentional radiator shall be considered sufficient to comply with the rule.

3.7.2 Antenna Anti-Replacement Construction

An embedded-in antenna design is used.

3.7.3 Antenna Gain

The antenna peak gain of EUT is less than 6 dBi. Therefore, it is not necessary to reduce maximum peak output power limit.



4 List of Measuring Equipment

Instrument	Manufacturer	Model No.	Serial No.	Characteristics	Calibration Date	Test Date	Due Date	Remark
EMI Test Receiver&SA	Agilent	N9038A	MY52260185	20Hz~26.5GHz	Dec. 27, 2023	Mar. 29, 2024	Dec. 26, 2024	Radiation (03CH01-SZ)
EXA Spectrum Analyzer	KEYSIGHT	N9010A	MY55150213	10Hz~44GHz	Jul. 07, 2023	Mar. 29, 2024	Jul. 06, 2024	Radiation (03CH01-SZ)
Loop Antenna	R&S	HFH2-Z2	100354	9kHz~30MHz	Jul. 28, 2022	Mar. 29, 2024	Jul. 27, 2024	Radiation (03CH01-SZ)
Bilog Antenna	TeseQ	CBL6112D	35407	30MHz~2GHz	Oct. 24, 2023	Mar. 29, 2024	Oct. 23, 2025	Radiation (03CH01-SZ)
Double Ridge Horn Antenna	ETS-Lindgren	3117	00119436	1GHz~18GHz	Jul. 08, 2023	Mar. 29, 2024	Jul. 07, 2024	Radiation (03CH01-SZ)
SHF-EHF Horn	com-power	AH-840	101071	18Ghz~40GHz	Apr. 08,2023	Mar. 29, 2024	Apr. 07,2024	Radiation (03CH01-SZ)
LF Amplifier	Burgeon	BPA-530	102209	0.01~3000Mhz	Apr. 04, 2023	Mar. 29, 2024	Apr. 03,2024	Radiation (03CH01-SZ)
HF Amplifier	MITEQ	AMF-7D-0010 1800-30-10P-R	1943528	1GHz~18GHz	Oct. 18,2023	Mar. 29, 2024	Oct. 17,2024	Radiation (03CH01-SZ)
HF Amplifier	KEYSIGHT	83017A	MY53270105	0.5GHz~26.5GHz	Oct. 18,2023	Mar. 29, 2024	Oct. 17,2024	Radiation (03CH01-SZ)
HF Amplifier	MITEQ	TTA1840-35-HG	1871923	18GHz~40GHz	Jul. 07, 2023	Mar. 29, 2024	Jul. 06, 2024	Radiation (03CH01-SZ)
AC Power Source	Chroma	61601	616010001985	N/A	Oct. 18,2023	Mar. 29, 2024	Oct. 17,2024	Radiation (03CH01-SZ)
Turn Table	EM	EM1000	N/A	0~360 degree	NCR	Mar. 29, 2024	NCR	Radiation (03CH01-SZ)
Antenna Mast	EM	EM1000	N/A	1 m~4 m	NCR	Mar. 29, 2024	NCR	Radiation (03CH01-SZ)
EMI Receiver	R&S	ESR7	101630	9kHz~7GHz;	Jul. 06, 2023	Mar. 28, 2024	Jul. 05, 2024	Conduction (CO01-SZ)
AC LISN	R&S	ENV216	100063	9kHz~30MHz	Aug. 21, 2023	Mar. 28, 2024	Aug. 20, 2024	Conduction (CO01-SZ)
AC LISN (for auxiliary equipment)	EMCO	3816/2SH	00103892	9kHz~30MHz	Oct. 16, 2023	Mar. 28, 2024	Oct. 15, 2024	Conduction (CO01-SZ)
AC Power Source	Chroma	61602	616020000891	100Vac~250Vac	Jul. 07, 2023	Mar. 28, 2024	Jul. 06, 2024	Conduction (CO01-SZ)
Spectrum Analyzer	R&S	FSV40	101078	10Hz~40GHz	Apr. 09, 2024	Mar. 30, 2024	Apr. 08, 2025	Conducted (TH01-SZ)
Pulse Power Sensor	Anritsu	MA2411B	1339473	30MHz~40GHz	Dec. 29, 2023	Mar. 30, 2024	Dec. 28, 2024	Conducted (TH01-SZ)
Power Meter	Anritsu	ML2495A	1218010	50MHz Bandwidth	Aug. 21, 2023	Mar. 30, 2024	Aug. 20, 2024	Conducted (TH01-SZ)

NCR: No Calibration Required

5 Measurement Uncertainty

The measurement uncertainties shown below were calculated in accordance with the requirements of ANSI 63.10-2013. All the measurement uncertainty value were shown with a coverage K=2 to indicate 95% level of confidence. The measurement data show herein meets or exceeds the CISPR measurement uncertainty values specified in CISPR 16-4-2 and can be compared directly to specified limit to determine compliance.

Uncertainty of Conducted Measurement

Test Item	Uncertainty
Conducted Spurious Emission & Bandedge	±1.34 dB
Occupied Channel Bandwidth	±0.012 MHz
Conducted Power	±1.34 dB
Conducted Power Spectral Density	±1.32 dB
Frequency	±1.3 Hz

Uncertainty of AC Conducted Emission Measurement (0.15 MHz ~ 30 MHz)

Measuring Uncertainty for a Level of Confidence of 95% (U = 2Uc(y))	2.5 dB
---	--------

Uncertainty of Radiated Emission Measurement (9 KHz ~ 30 MHz)

Measuring Uncertainty for a Level of Confidence of 95% (U = 2Uc(y))	2.8 dB
---	--------

Uncertainty of Radiated Emission Measurement (30 MHz ~ 1000 MHz)

Measuring Uncertainty for a Level of Confidence of 95% (U = 2Uc(y))	4.2 dB
---	--------

Uncertainty of Radiated Emission Measurement (1 GHz ~ 18 GHz)

Measuring Uncertainty for a Level of Confidence of 95% (U = 2Uc(y))	5.0 dB
---	--------

Uncertainty of Radiated Emission Measurement (18 GHz ~ 40 GHz)

Measuring Uncertainty for a Level of Confidence of 95% (U = 2Uc(y))	4.3 dB
---	--------

----- THE END -----



Appendix A. Conducted Test Results

**Ambient Condition:** 24-26 °C, 45-55 %RH**Test Date:** 2024/3/30**Test Engineer:** Chen ZhiQiang

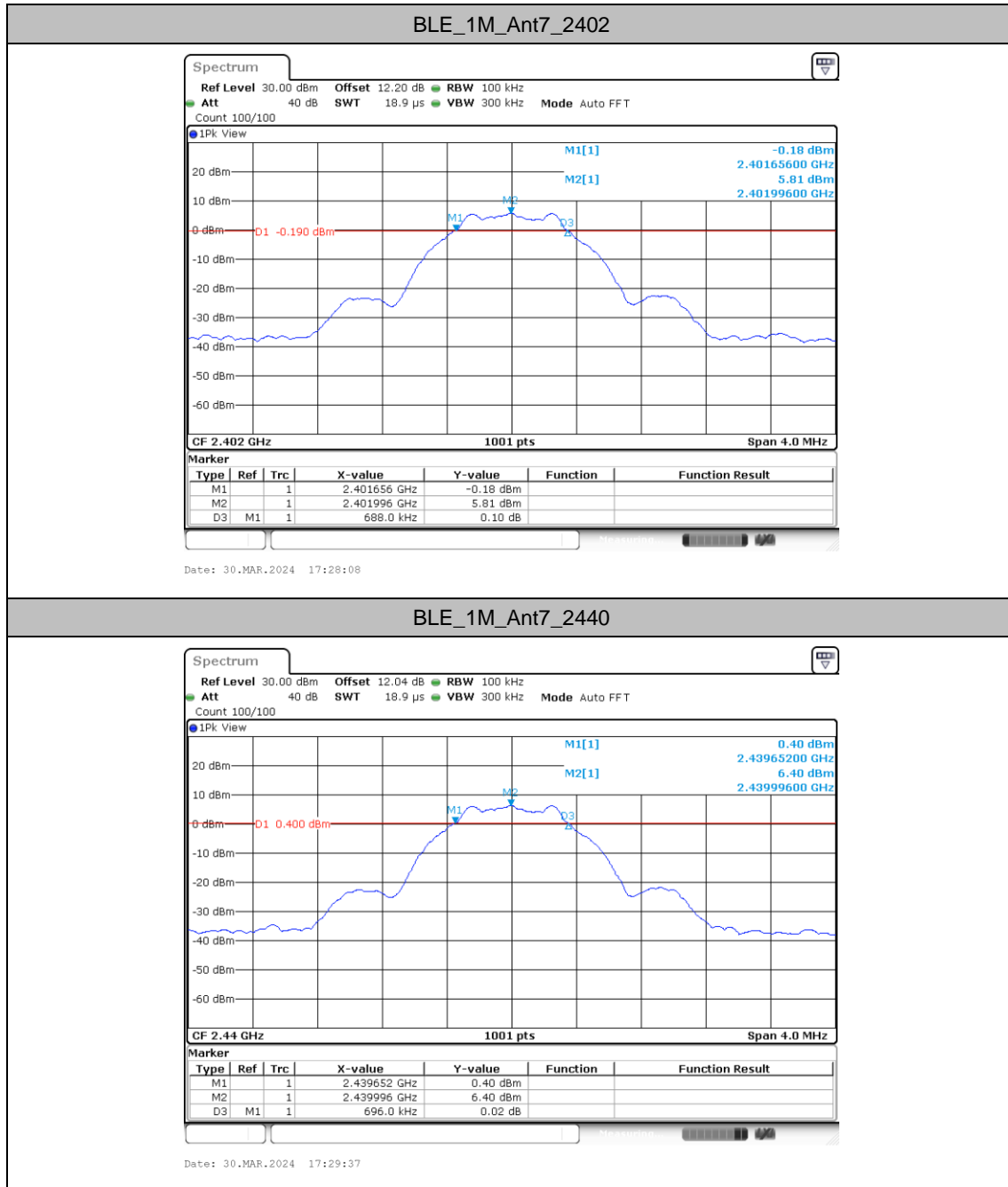
DTS Bandwidth

Test Result

TestMode	Antenna	Freq(MHz)	DTS BW [MHz]	FL[MHz]	FH[MHz]	Limit[MHz]	Verdict
BLE_1M	Ant7	2402	0.69	2401.66	2402.34	0.5	PASS
		2440	0.70	2439.65	2440.35	0.5	PASS
		2480	0.69	2479.66	2480.34	0.5	PASS
BLE_2M	Ant7	2404	1.16	2403.42	2404.58	0.5	PASS
		2440	1.16	2439.42	2440.58	0.5	PASS
		2478	1.16	2477.42	2478.58	0.5	PASS

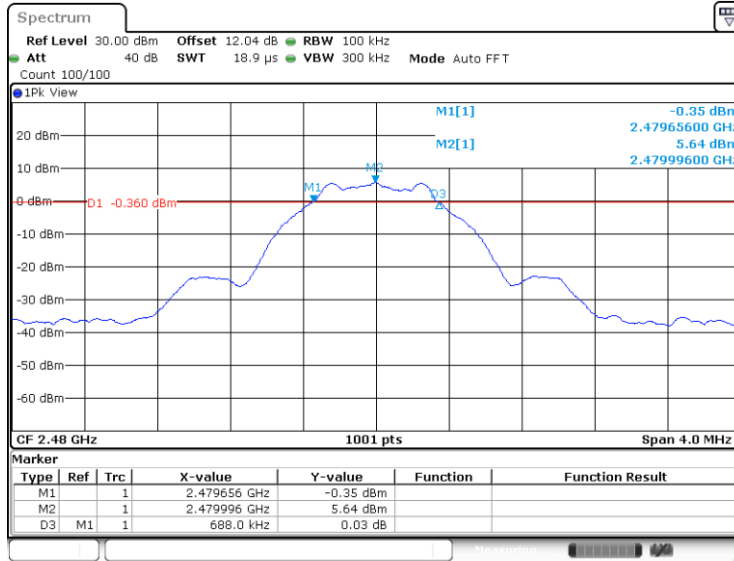


Test Graphs



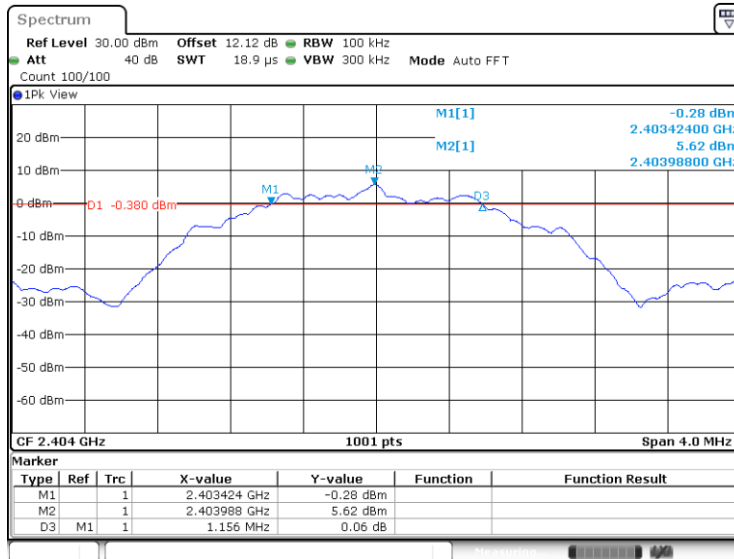


BLE_1M_Ant7_2480



Date: 30.MAR.2024 17:30:52

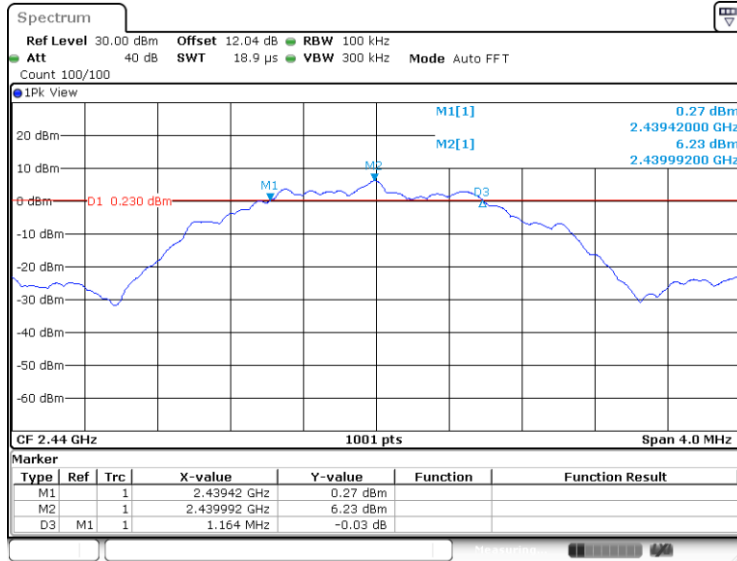
BLE_2M_Ant7_2404



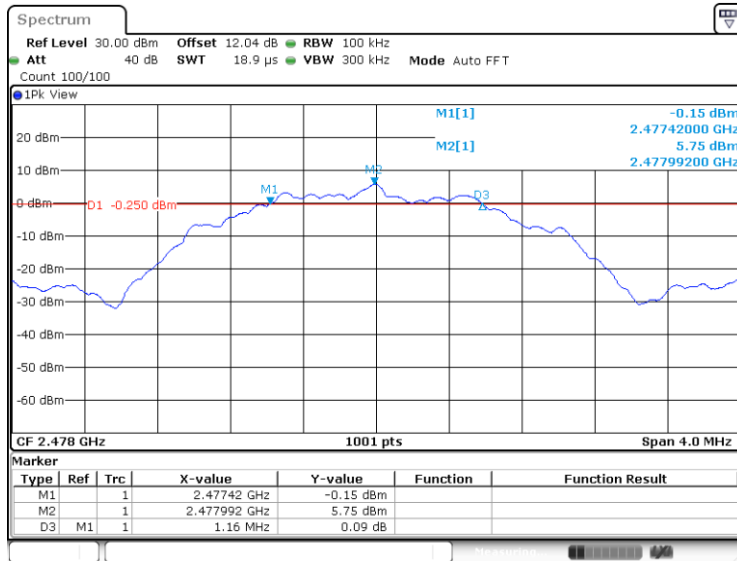
Date: 30.MAR.2024 17:32:25



BLE_2M_Ant7_2440



BLE_2M_Ant7_2478





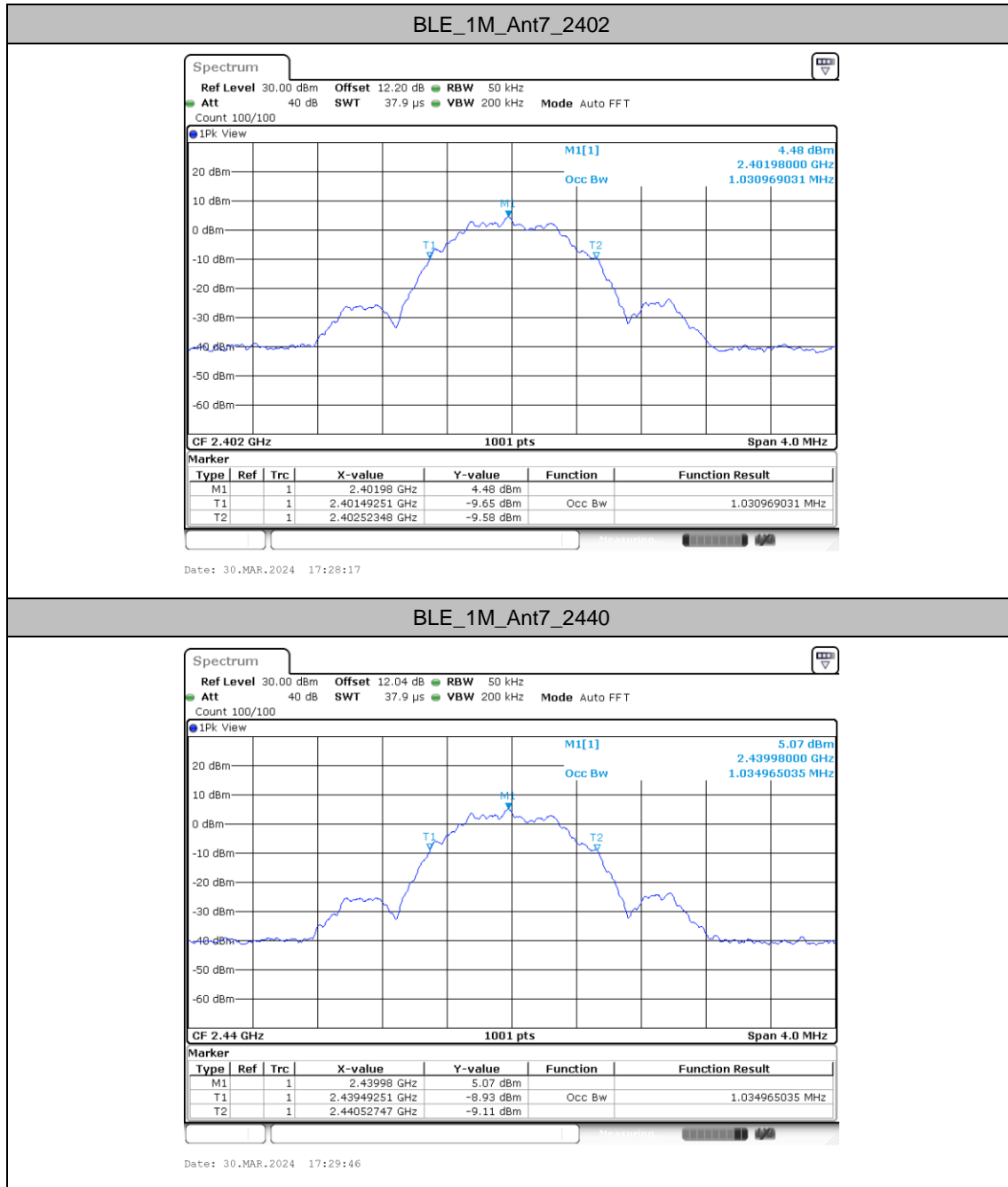
Occupied Channel Bandwidth

Test Result

TestMode	Antenna	Freq(MHz)	OCB [MHz]	FL[MHz]	FH[MHz]
BLE_1M	Ant7	2402	1.031	2401.4925	2402.5235
		2440	1.035	2439.4925	2440.5275
		2480	1.035	2479.4885	2480.5235
BLE_2M	Ant7	2404	2.054	2402.9930	2405.0470
		2440	2.058	2438.9890	2441.0470
		2478	2.058	2476.9890	2479.0470

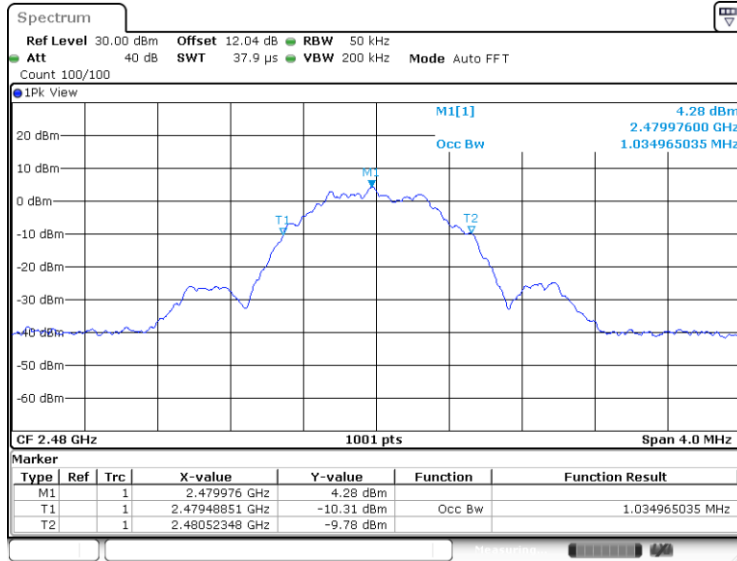


Test Graphs



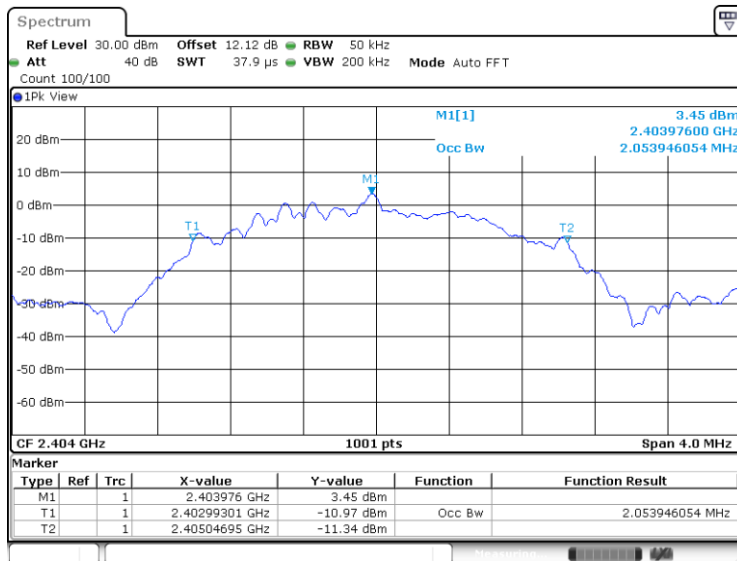


BLE_1M_Ant7_2480



Date: 30.MAR.2024 17:31:01

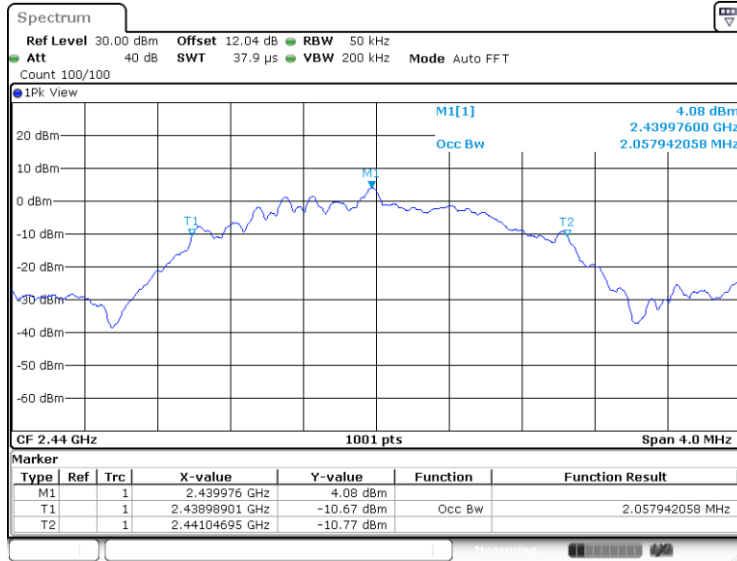
BLE_2M_Ant7_2404



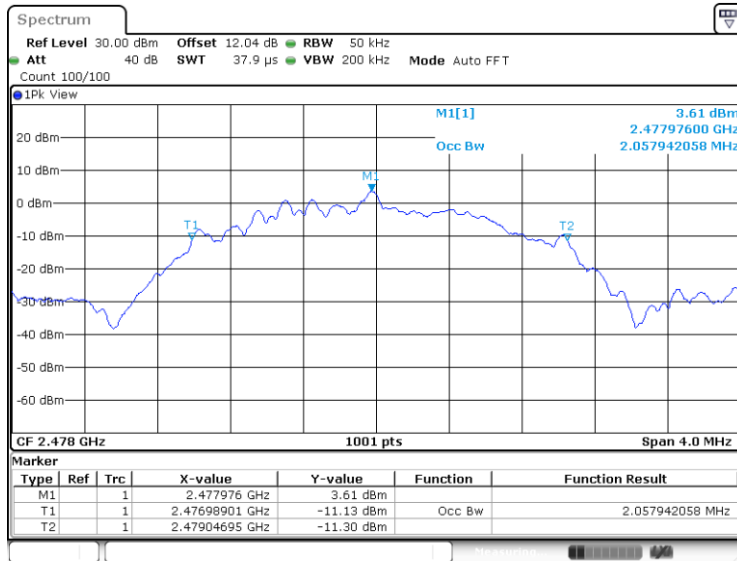
Date: 30.MAR.2024 17:32:34



BLE_2M_Ant7_2440



BLE_2M_Ant7_2478





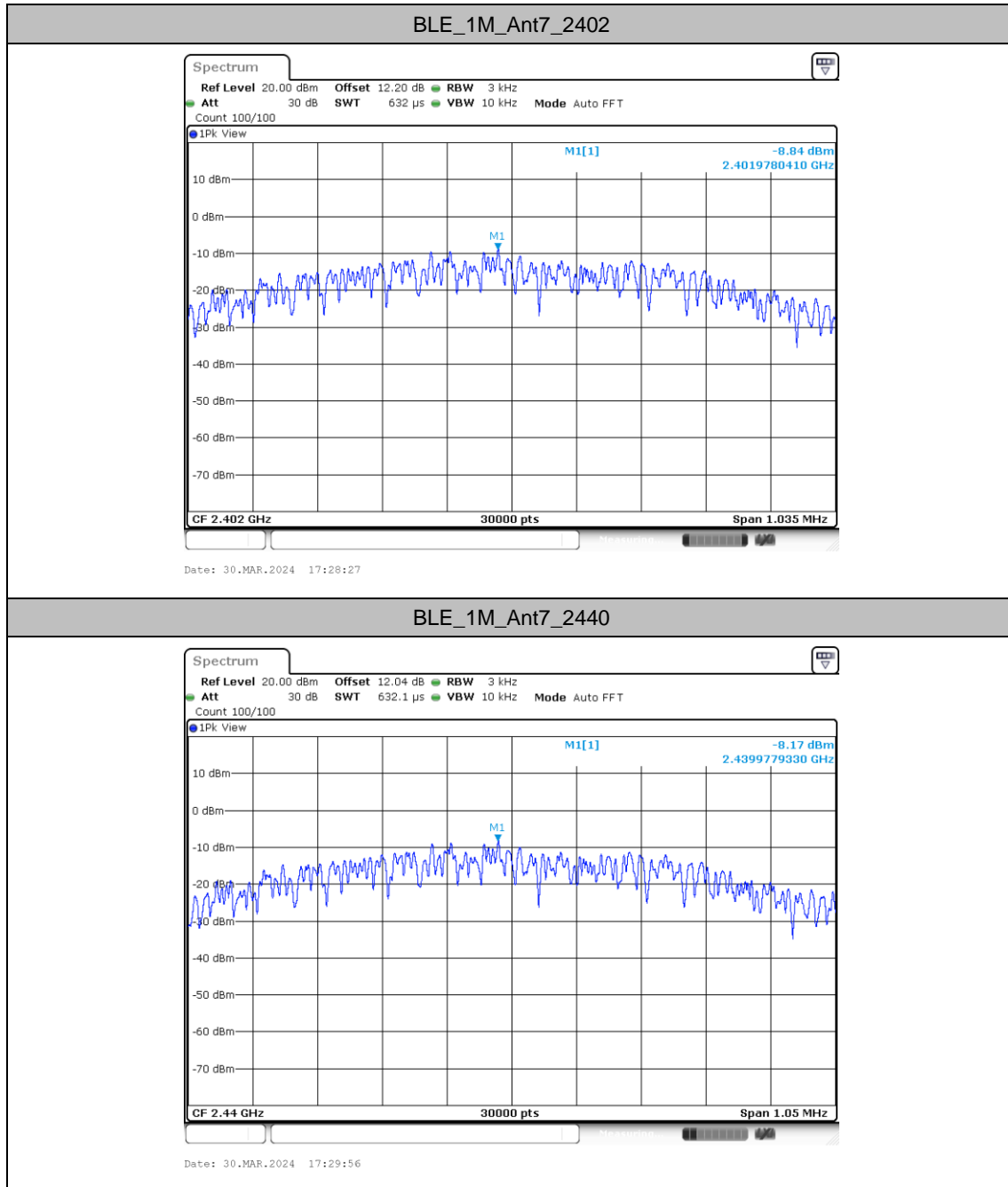
Maximum power spectral density

Test Result

TestMode	Antenna	Freq(MHz)	Result[dBm/3kHz]	Limit[dBm/3kHz]	Verdict
BLE_1M	Ant7	2402	-8.84	≤8.00	PASS
		2440	-8.17	≤8.00	PASS
		2480	-8.93	≤8.00	PASS
BLE_2M	Ant7	2404	-10.99	≤8.00	PASS
		2440	-10.30	≤8.00	PASS
		2478	-10.81	≤8.00	PASS

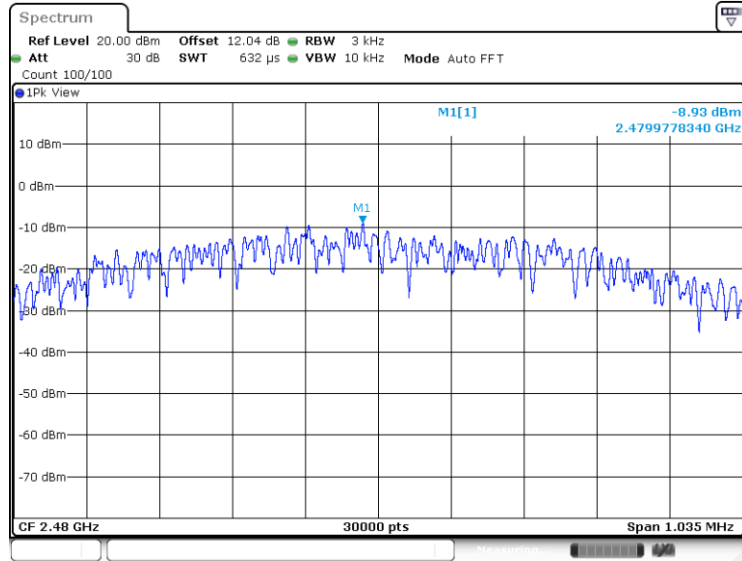


Test Graphs



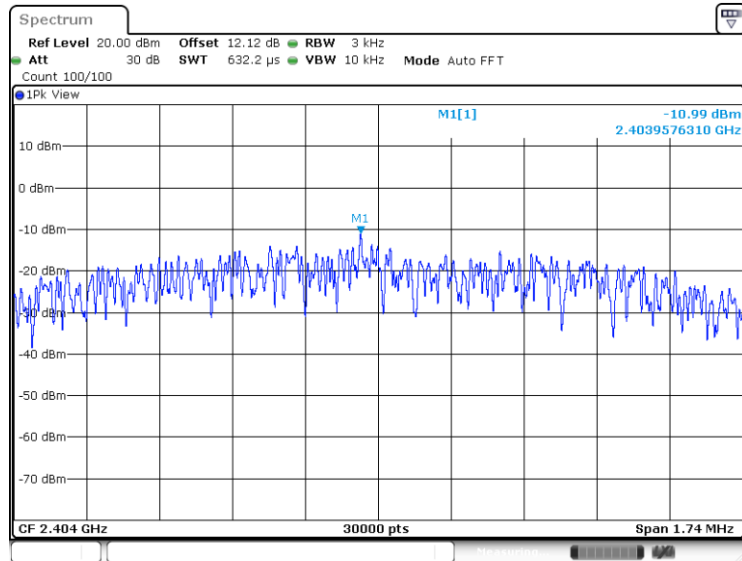


BLE_1M_Ant7_2480



Date: 30.MAR.2024 17:31:11

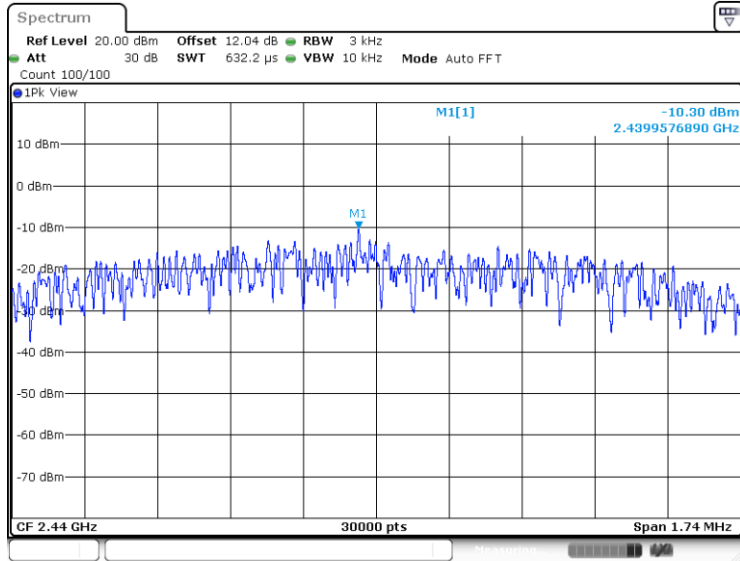
BLE_2M_Ant7_2404



Date: 30.MAR.2024 17:32:44

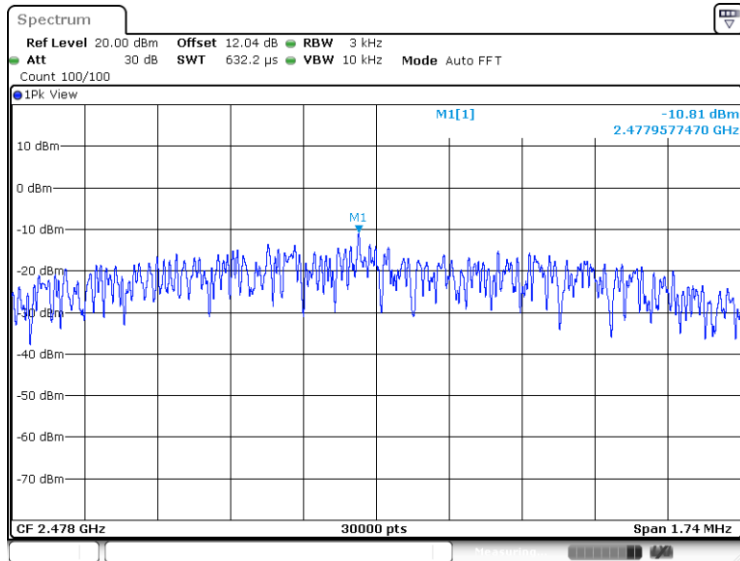


BLE_2M_Ant7_2440



Date: 30.MAR.2024 17:34:17

BLE_2M_Ant7_2478



Date: 30.MAR.2024 17:36:34



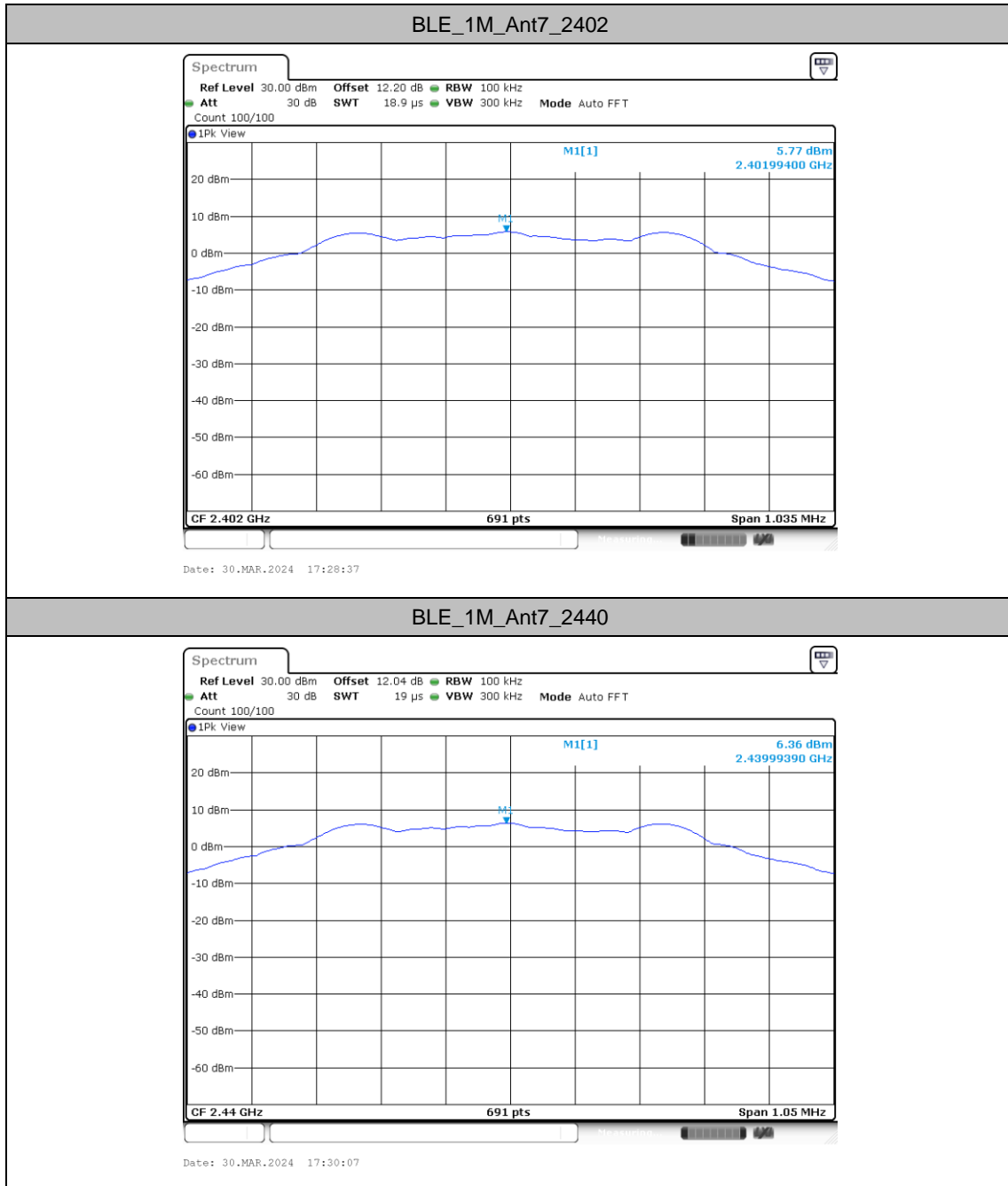
Reference level measurement

Test Result

TestMode	Antenna	Freq(MHz)	Max.Point[MHz]	Result[dBm/100KHz]
BLE_1M	Ant7	2402	2401.99	5.77
		2440	2439.99	6.36
		2480	2479.99	5.60
BLE_2M	Ant7	2404	2403.99	5.58
		2440	2439.99	6.21
		2478	2477.99	5.76

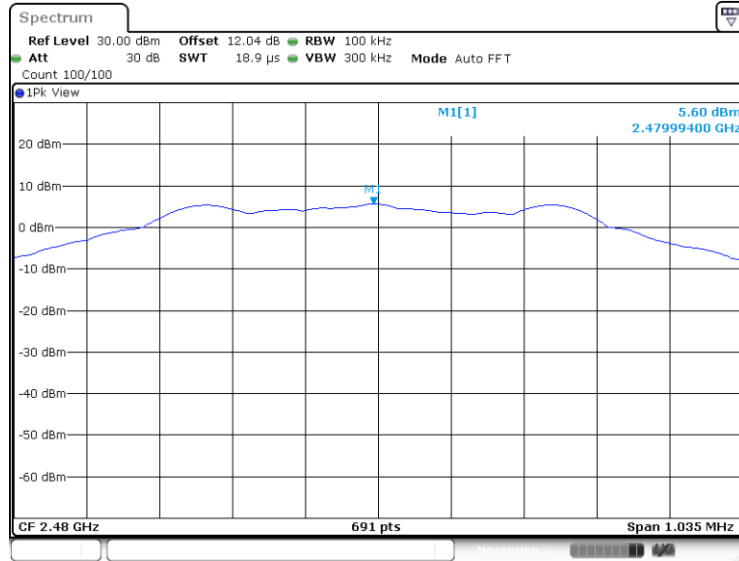


Test Graphs



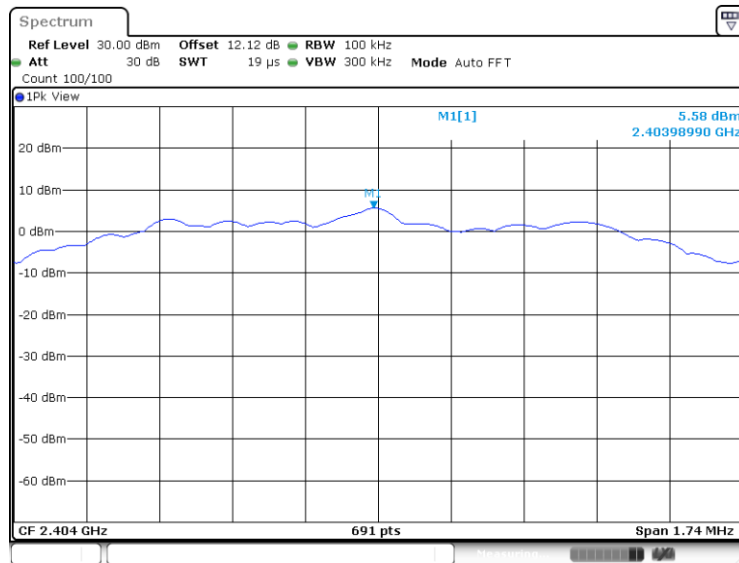


BLE_1M_Ant7_2480



Date: 30.MAR.2024 17:31:21

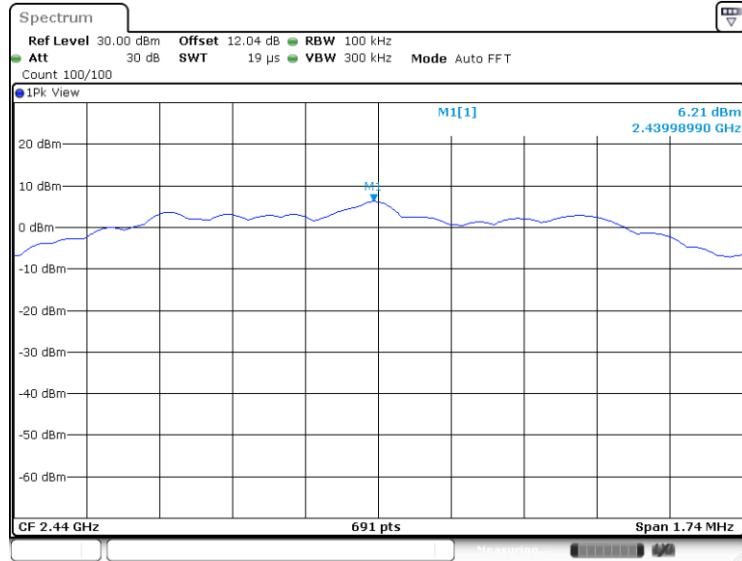
BLE_2M_Ant7_2404



Date: 30.MAR.2024 17:32:54

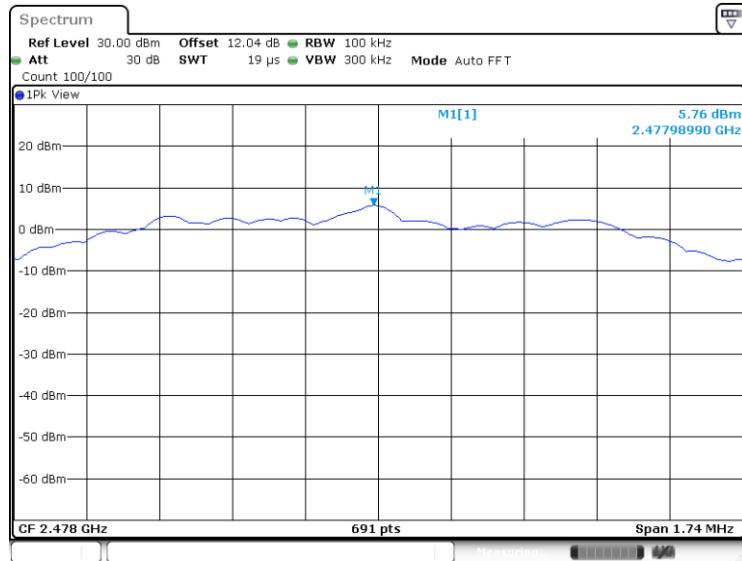


BLE_2M_Ant7_2440



Date: 30.MAR.2024 17:34:27

BLE_2M_Ant7_2478



Date: 30.MAR.2024 17:36:44



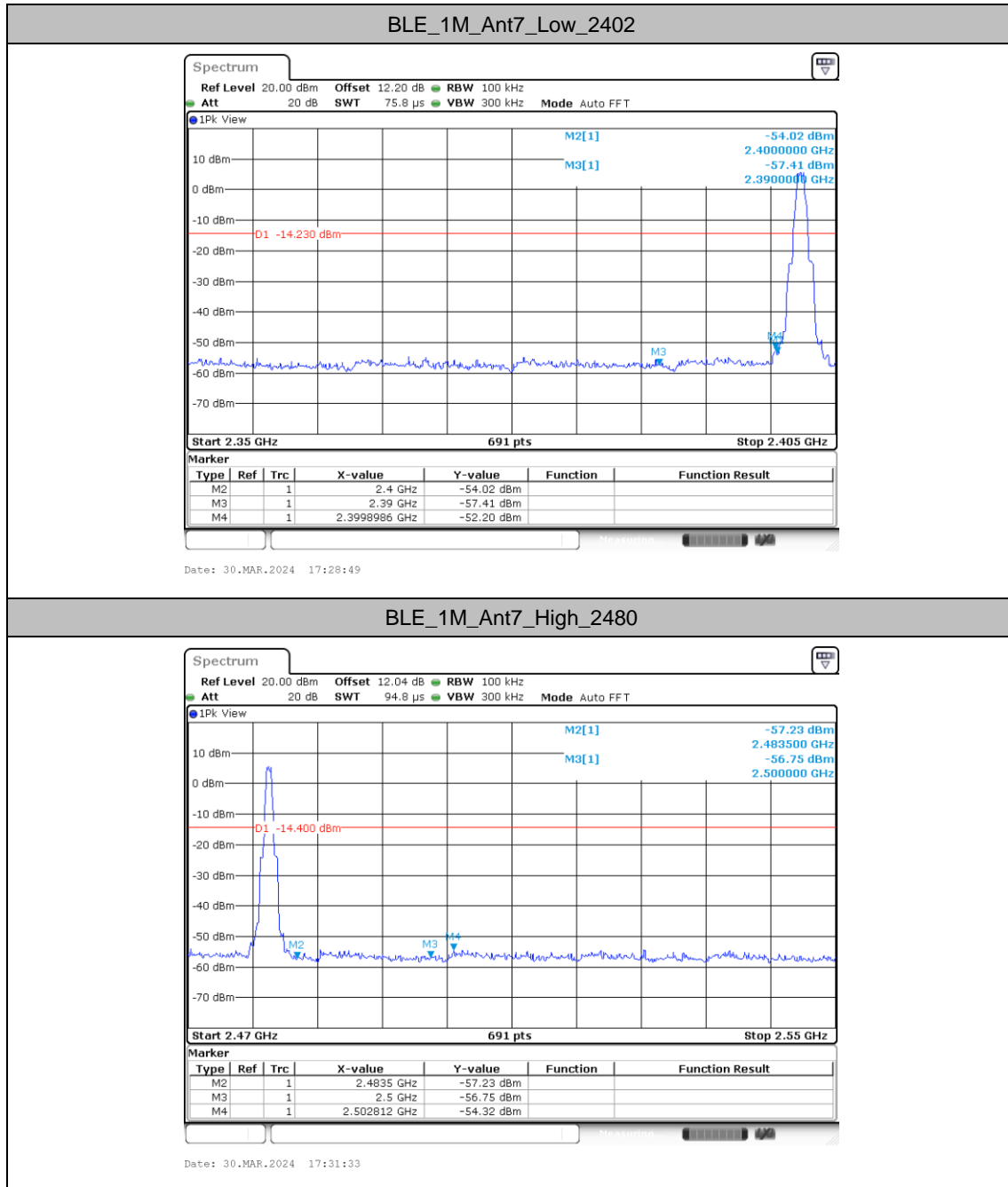
Band edge measurements

Test Result

TestMode	Antenna	ChName	Freq (MHz)	RefLevel [dBm/100KHz]	Result [dBm/100KHz]	Limit [dBm/100KHz]	Verdict
BLE_1M	Ant7	Low	2402	5.77	-52.2	≤-14.23	PASS
		High	2480	5.60	-54.32	≤-14.4	PASS
BLE_2M	Ant7	Low	2404	5.58	-54.3	≤-14.42	PASS
		High	2478	5.76	-54.23	≤-14.24	PASS

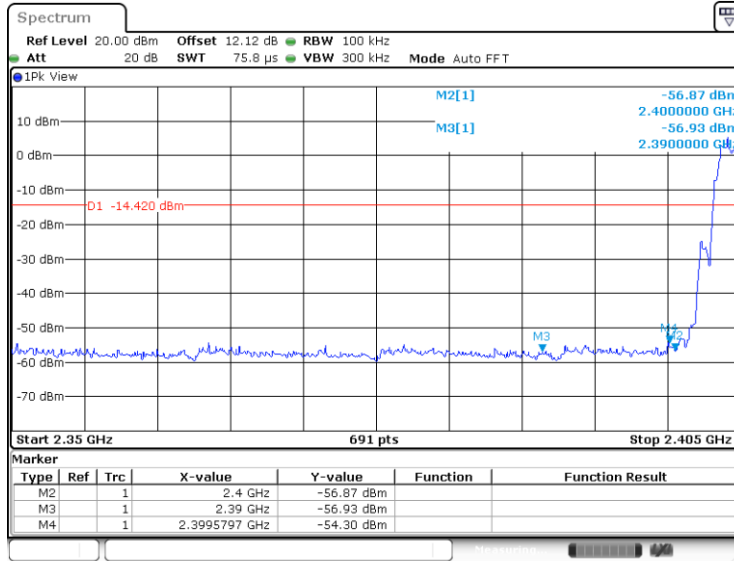


Test Graphs



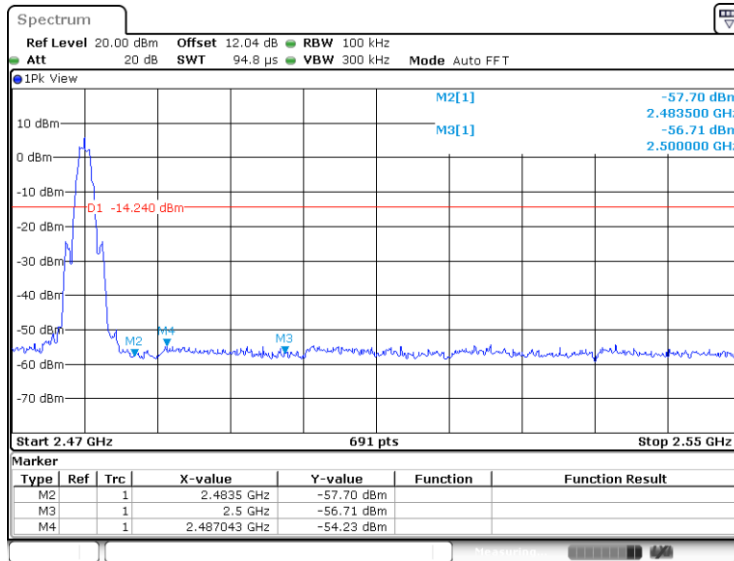


BLE_2M_Ant7_Low_2404



Date: 30.MAR.2024 17:33:06

BLE_2M_Ant7_High_2478



Date: 30.MAR.2024 17:36:56



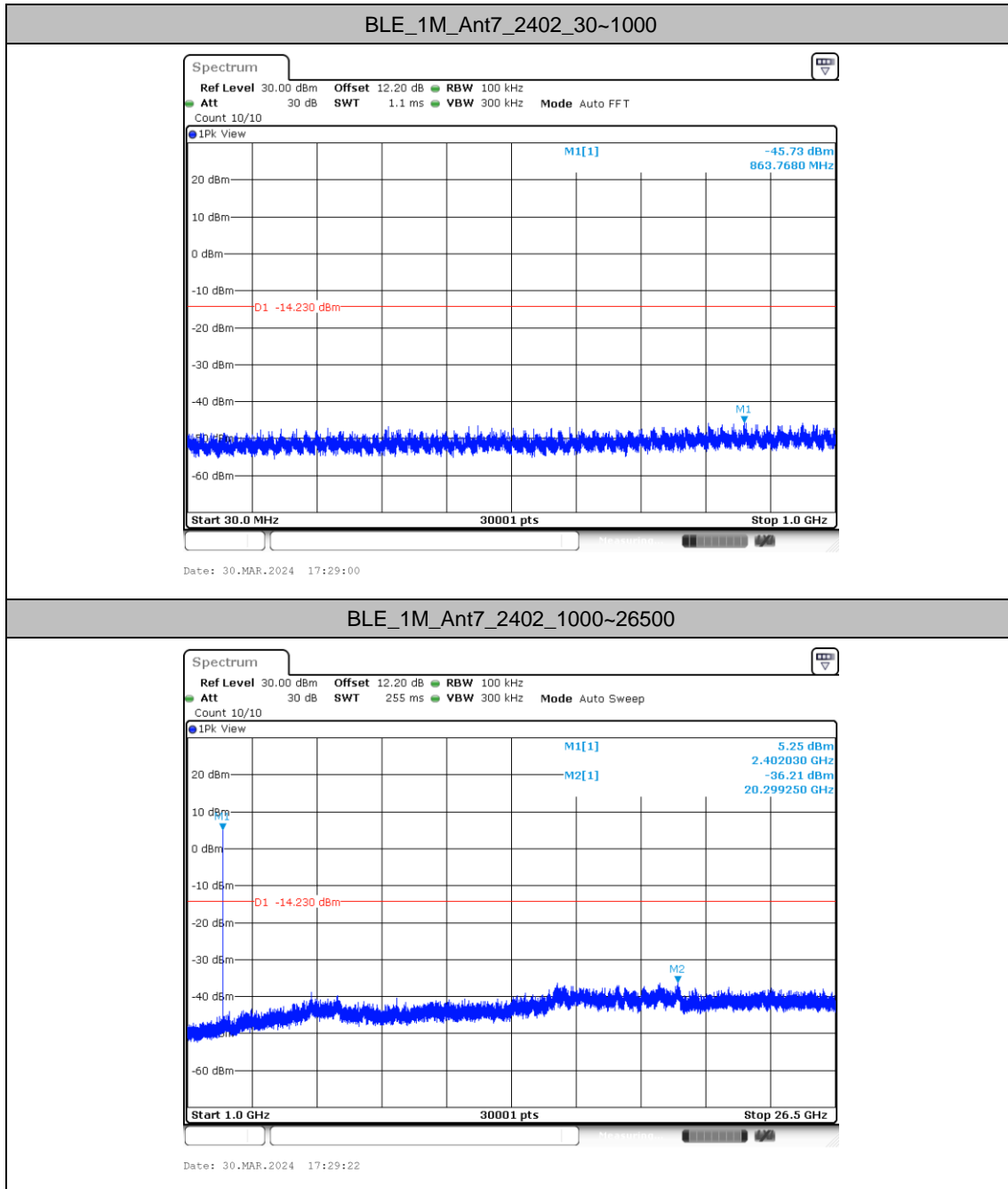
Conducted Spurious Emission

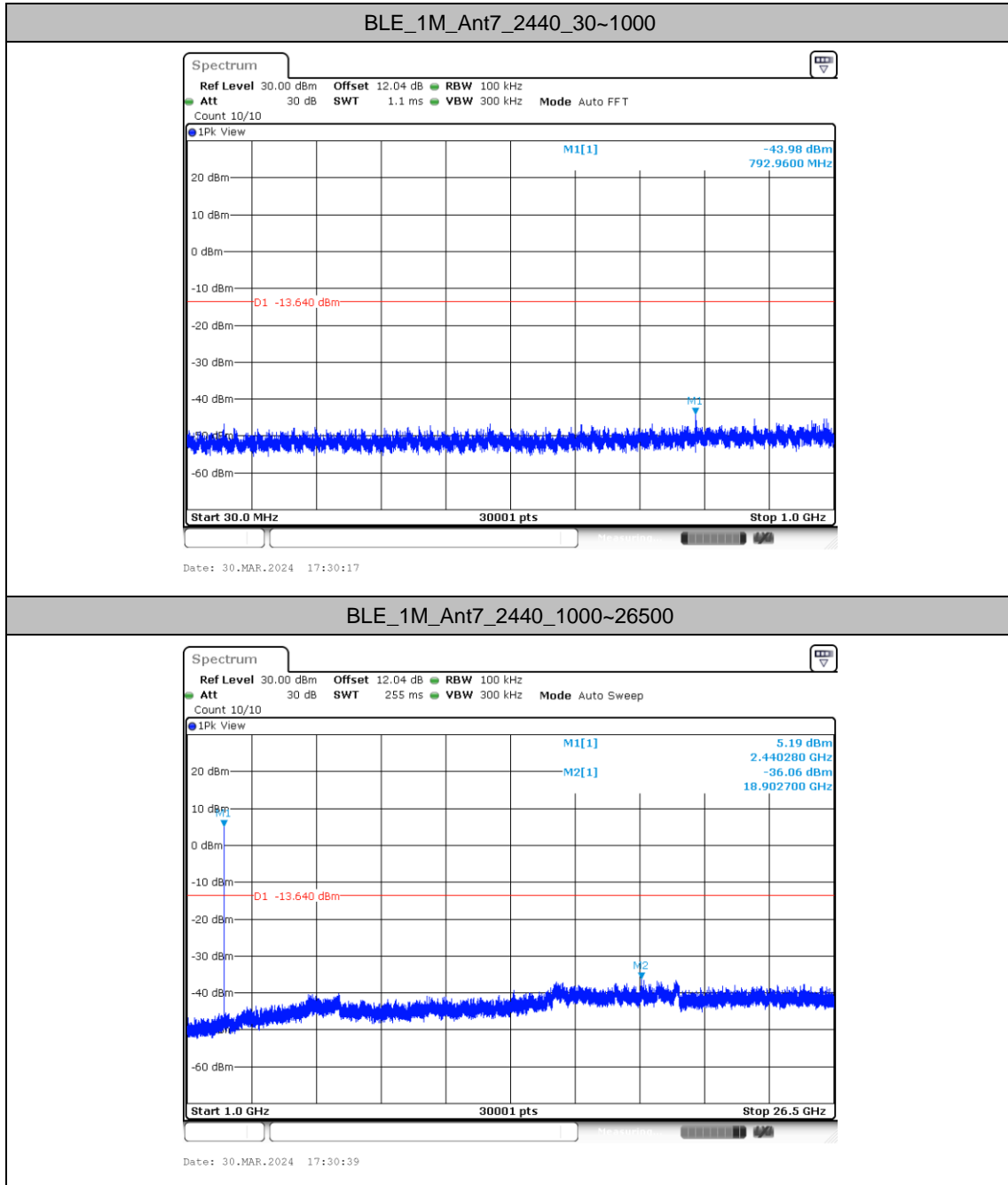
Test Result

TestMode	Antenna	Freq(MHz)	FreqRange [MHz]	RefLevel [dBm/100KHz]	Result [dBm/100KHz]	Limit [dBm/100KHz]	Verdict
BLE_1M	Ant7	2402	30~1000	5.77	-45.73	≤-14.23	PASS
			1000~26500	5.77	-36.21	≤-14.23	PASS
		2440	30~1000	6.36	-43.98	≤-13.64	PASS
			1000~26500	6.36	-36.06	≤-13.64	PASS
		2480	30~1000	5.60	-45.51	≤-14.4	PASS
			1000~26500	5.60	-36.19	≤-14.4	PASS
BLE_2M	Ant7	2404	30~1000	5.58	-45.71	≤-14.42	PASS
			1000~26500	5.58	-35.96	≤-14.42	PASS
		2440	30~1000	6.21	-45.13	≤-13.79	PASS
			1000~26500	6.21	-35.87	≤-13.79	PASS
		2478	30~1000	5.76	-46.13	≤-14.24	PASS
			1000~26500	5.76	-35.48	≤-14.24	PASS



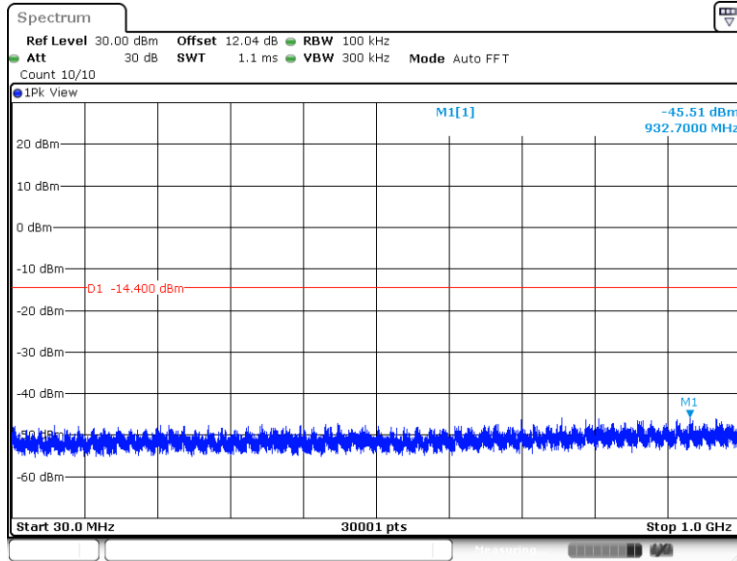
Test Graphs





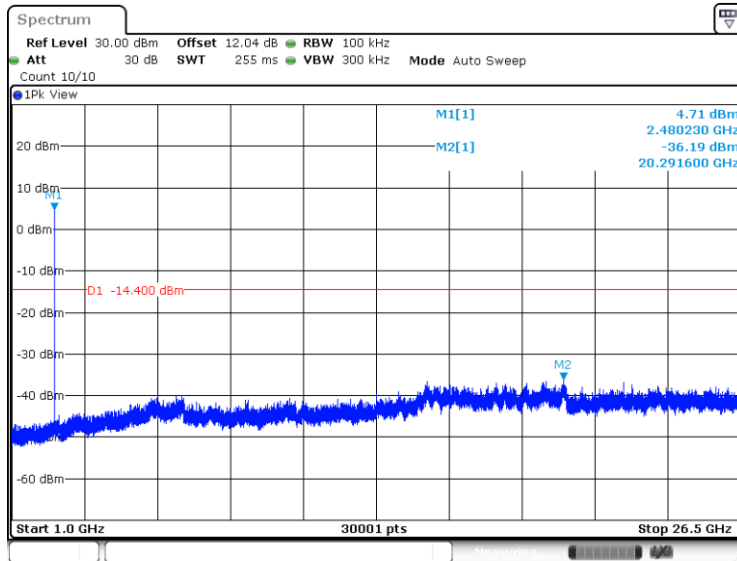


BLE_1M_Ant7_2480_30~1000



Date: 30.MAR.2024 17:31:44

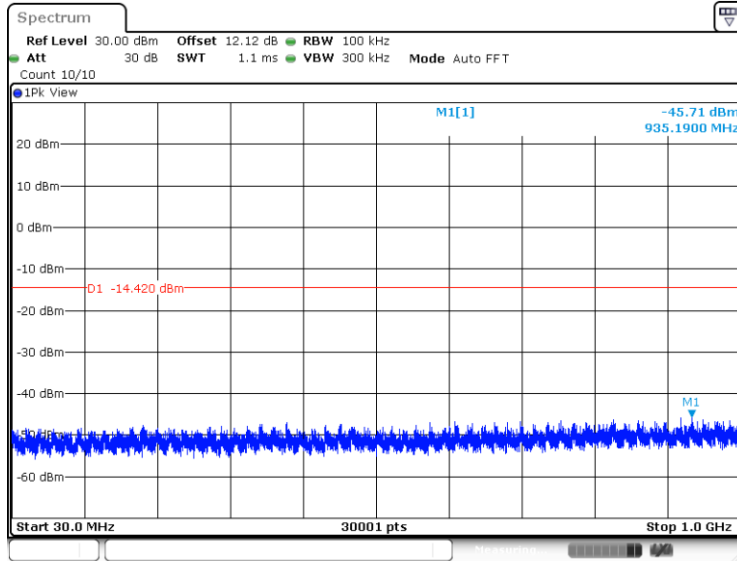
BLE_1M_Ant7_2480_1000~26500



Date: 30.MAR.2024 17:32:06

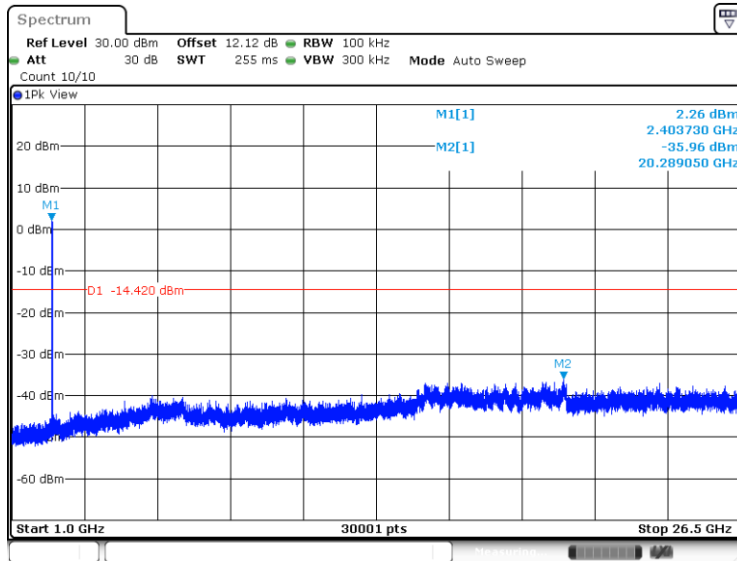


BLE_2M_Ant7_2404_30~1000

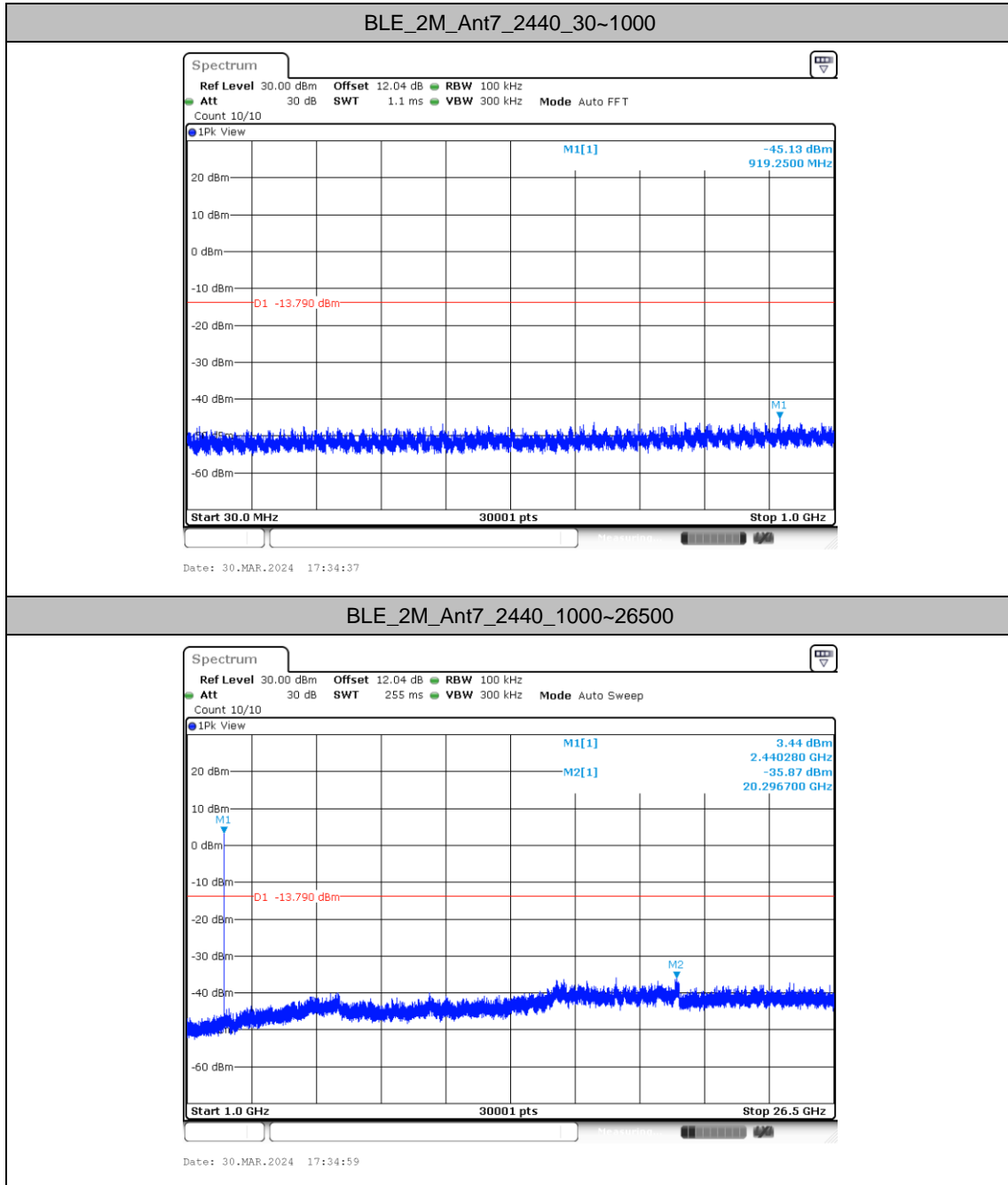


Date: 30.MAR.2024 17:33:17

BLE_2M_Ant7_2404_1000~26500

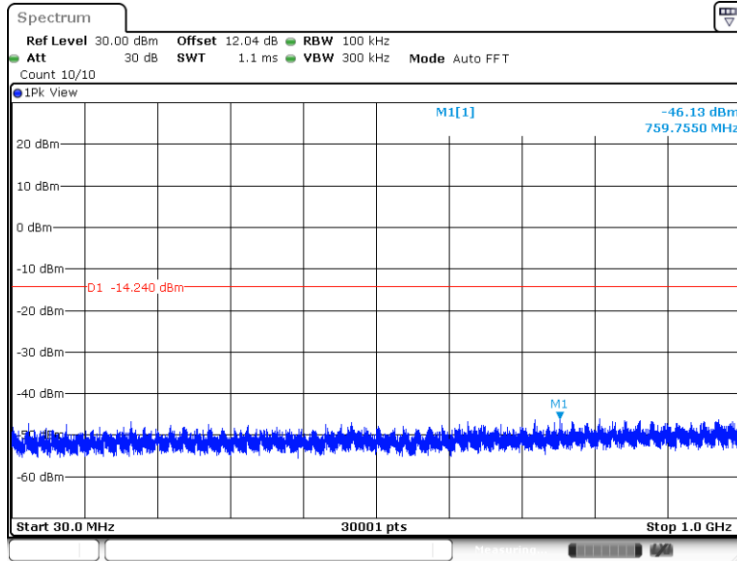


Date: 30.MAR.2024 17:33:39



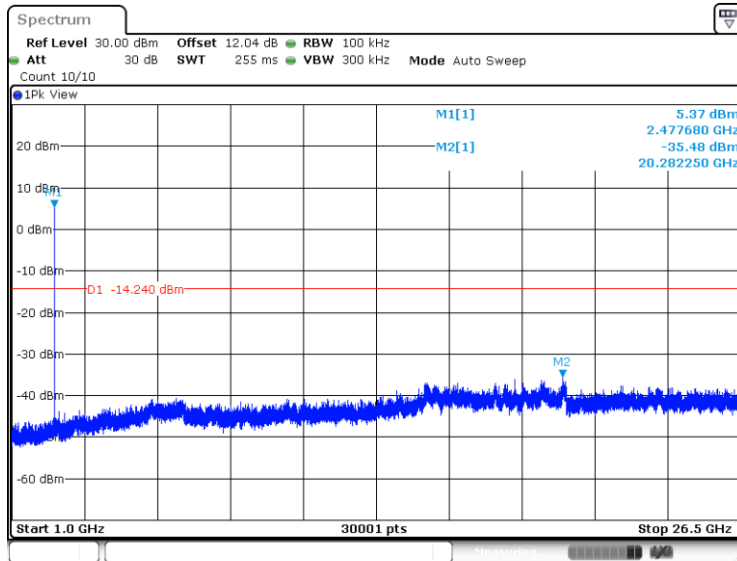


BLE_2M_Ant7_2478_30~1000



Date: 30.MAR.2024 17:37:07

BLE_2M_Ant7_2478_1000~26500

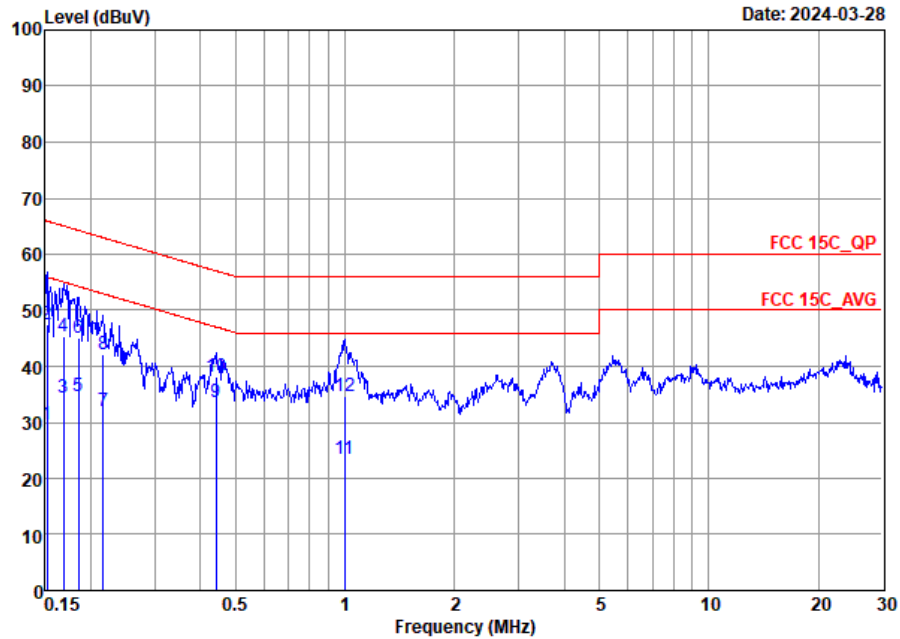


Date: 30.MAR.2024 17:37:29



Appendix B. AC Conducted Emission Test Results

Test Engineer :	Yuki Tang	Temperature :	22~24°C
		Relative Humidity :	44~50%
Test Voltage :	120Vac / 60Hz	Phase :	Line
Remark :	All emissions not reported here are more than 10 dB below the prescribed limit.		

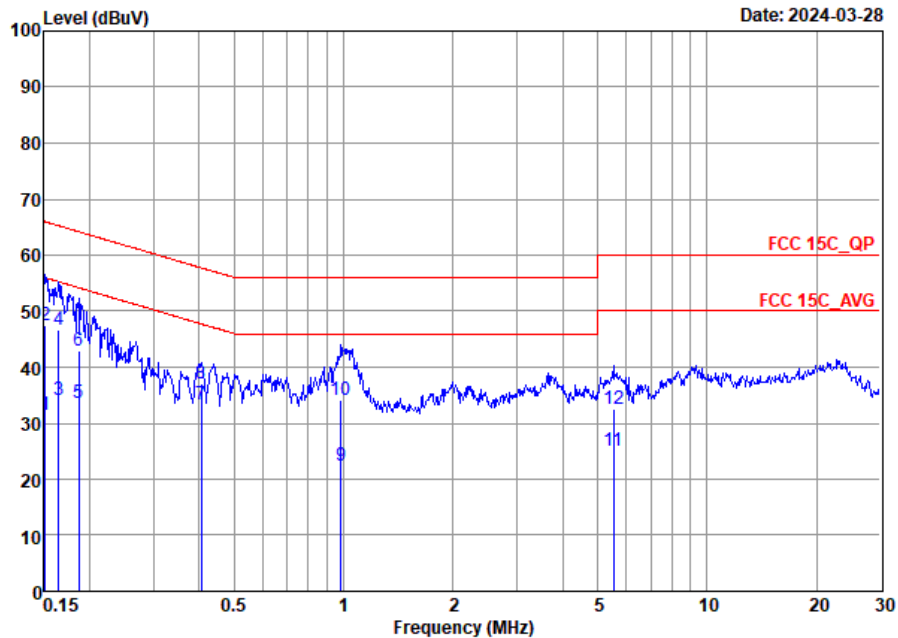


Site : CO01-SZ
Condition: FCC 15C_QP AC LISN 100063_L LINE

	Freq	Level	Over Limit	Limit Line	Read Level	LISN Factor	Cable Loss	Remark
	MHz	dBuV	dB	dBuV	dBuV	dB	dB	
1	0.15	29.61	-26.30	55.91	9.10	10.38	10.13	Average
2	0.15	47.51	-18.40	65.91	27.00	10.38	10.13	QP
3	0.17	34.38	-20.65	55.03	14.00	10.24	10.14	Average
4	0.17	45.28	-19.75	65.03	24.90	10.24	10.14	QP
5	0.19	34.71	-19.53	54.24	14.19	10.37	10.15	Average
6	0.19	45.01	-19.23	64.24	24.49	10.37	10.15	QP
7	0.22	32.11	-20.85	52.96	11.60	10.36	10.15	Average
8	0.22	42.01	-20.95	62.96	21.50	10.36	10.15	QP
9 *	0.44	33.52	-13.50	47.02	13.00	10.36	10.16	Average
10	0.44	38.02	-19.00	57.02	17.50	10.36	10.16	QP
11	1.00	23.41	-22.59	46.00	3.00	10.25	10.16	Average
12	1.00	34.61	-21.39	56.00	14.20	10.25	10.16	QP



Test Engineer :	Yuki Tang	Temperature :	22~24°C
		Relative Humidity :	44~50%
Test Voltage :	120Vac / 60Hz	Phase :	Neutral
Remark :	All emissions not reported here are more than 10 dB below the prescribed limit.		



Site : C001-SZ
Condition: FCC 15C_QP AC LISN 100063_N NEUTRAL

	Freq	Level	Over Limit	Limit Line	Read Level	LISN Factor	Cable Loss	Remark
	MHz	dBuV	dB	dBuV	dBuV	dB	dB	
1	0.15	31.58	-24.38	55.96	11.30	10.15	10.13	Average
2	0.15	47.58	-18.38	65.96	27.30	10.15	10.13	QP
3	0.16	34.14	-21.11	55.25	13.60	10.40	10.14	Average
4	0.16	46.74	-18.51	65.25	26.20	10.40	10.14	QP
5	0.19	33.72	-20.48	54.20	13.20	10.37	10.15	Average
6	0.19	42.92	-21.28	64.20	22.40	10.37	10.15	QP
7 *	0.41	33.29	-14.44	47.73	13.19	9.94	10.16	Average
8	0.41	37.19	-20.54	57.73	17.09	9.94	10.16	QP
9	0.98	22.41	-23.59	46.00	2.00	10.25	10.16	Average
10	0.98	34.11	-21.89	56.00	13.70	10.25	10.16	QP
11	5.53	25.13	-24.87	50.00	4.51	10.27	10.35	Average
12	5.53	32.43	-27.57	60.00	11.81	10.27	10.35	QP

Note:

- Level(dBμV) = Read Level(dBμV) + LISN Factor(dB) + Cable Loss(dB)
- Over Limit(dB) = Level(dBμV) – Limit Line(dBμV)



Appendix C. Radiated Spurious Emission Test Data

Test Engineer :	Kuang Jia	Relative Humidity :	48~49%
		Temperature :	24℃~25℃

Radiated Spurious Emission Test Modes

Mode	Band (MHz)	Antenna	Modulation	Channel	Frequency	Data Rate	RU	Remark
Mode 1	2400-2483.5	0	Bluetooth-LE	00	2402	1Mbps	-	-
Mode 2	2400-2483.5	0	Bluetooth-LE	19	2440	1Mbps	-	-
Mode 3	2400-2483.5	0	Bluetooth-LE	39	2480	1Mbps	-	-
Mode 4	2400-2483.5	0	Bluetooth-LE	01	2404	2Mbps	-	-
Mode 5	2400-2483.5	0	Bluetooth-LE	38	2478	2Mbps	-	-
Mode 6	2400-2483.5	0	Bluetooth-LE	38	2478	2Mbps	-	LF
Mode 7	2400-2483.5	0	Bluetooth-LE	38	2478	2Mbps	-	-
	LTE Band 13 Link						-	-

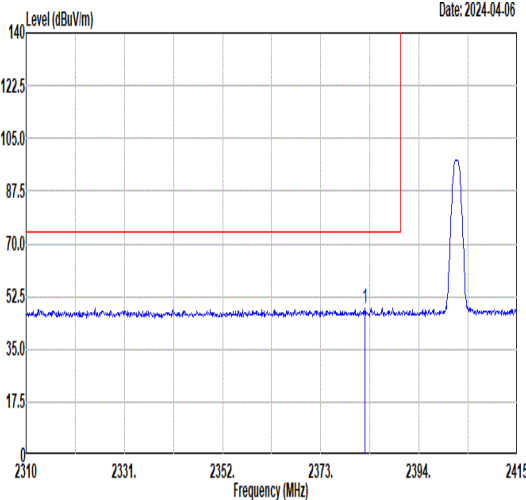
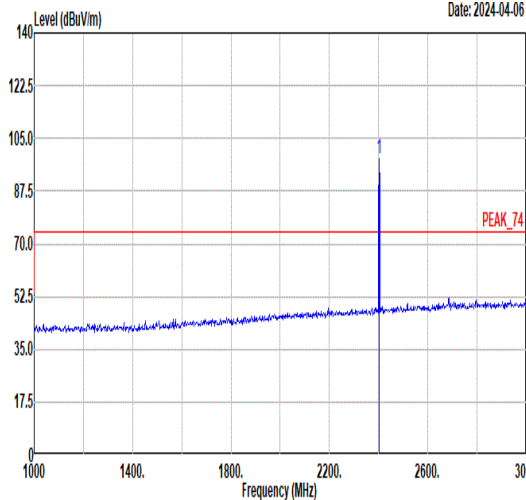
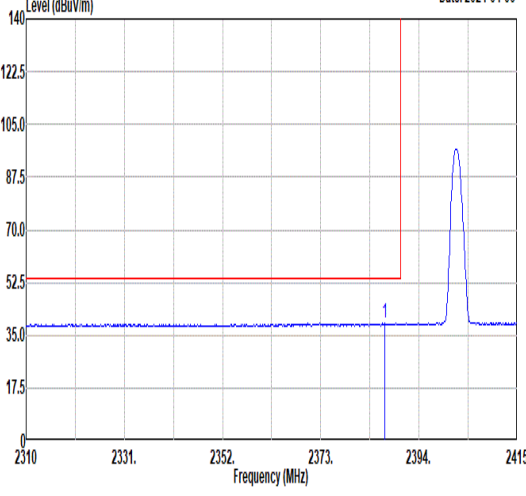
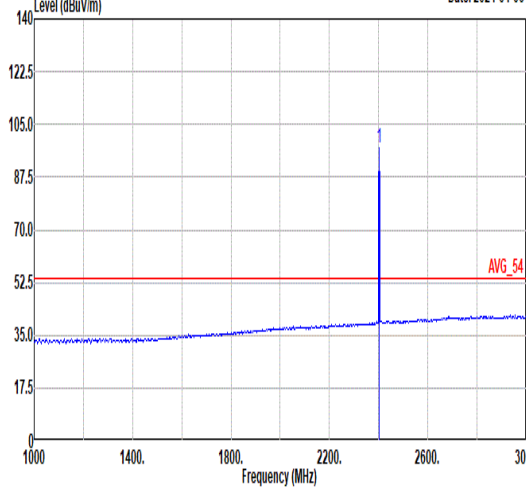
Summary of each worse mode

Mode	Modulation	Ch.	Freq. (MHz)	Level (dBuV/m)	Limit (dBuV/m)	Margin (dB)	Pol.	Peak Avg.	Result	Remark
1	Bluetooth-LE	00	2389.28	39.08	54.00	-14.92	H	AVERAGE	Pass	Band Edge
1	Bluetooth-LE	00	4804.00	45.82	74.00	-28.18	H	Peak	Pass	Harmonic
2	Bluetooth-LE	19	-	-	-	-	-	-	-	Band Edge
2	Bluetooth-LE	19	7320.00	47.84	74.00	-26.16	V	Peak	Pass	Harmonic
3	Bluetooth-LE	39	2484.20	39.82	54.00	-14.18	H	AVERAGE	Pass	Band Edge
3	Bluetooth-LE	39	7440.00	47.72	74.00	-26.28	V	Peak	Pass	Harmonic
4	Bluetooth-LE	01	2356.62	40.90	54.00	-13.10	V	AVERAGE	Pass	Band Edge
4	Bluetooth-LE	01	-	-	-	-	-	-	-	Harmonic
5	Bluetooth-LE	38	2485.55	41.49	54.00	-12.51	V	AVERAGE	Pass	Band Edge
5	Bluetooth-LE	38	7434.00	47.26	74.00	-26.74	V	Peak	Pass	Harmonic
6	Bluetooth-LE	38	34.85	29.81	40.00	-10.19	V	Peak	Pass	LF
7	Bluetooth-LE	38	2487.94	41.28	54.00	-12.72	H	AVERAGE	Pass	Band Edge
7	Bluetooth-LE	38	7434.00	47.22	74.00	-26.78	H	Peak	Pass	Harmonic

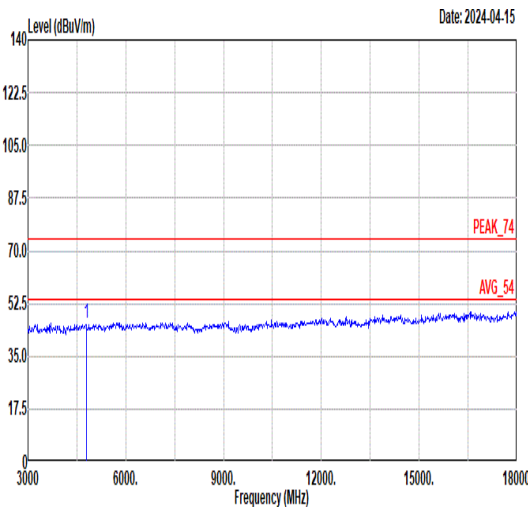
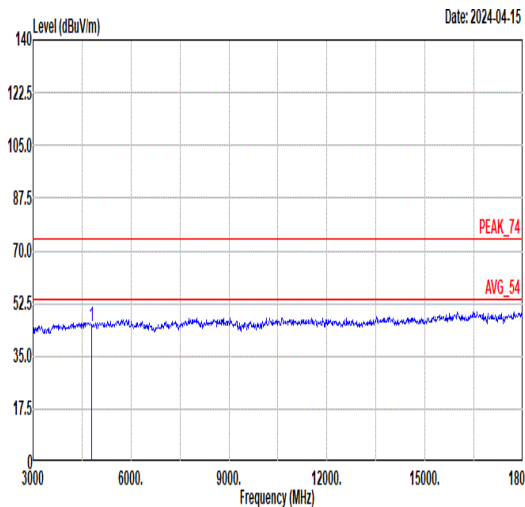


Mode	1																																																																																											
	Band Edge																																																																																											
	2400-2483.5_Bluetooth-LE_CH00_2402MHz																																																																																											
ANT	7																																																																																											
Pol.	Horizontal					Fundamental																																																																																						
Peak	<p>Date: 2024-04-06</p> <table><thead><tr><th></th><th>Limit</th><th>Margin</th><th>Read</th><th>Ant</th><th>Cable</th><th>Preamp</th><th>APos</th><th>TPos</th><th></th></tr><tr><th>Freq</th><th>Level</th><th>Line</th><th>(dB)</th><th>Level</th><th>Factor</th><th>Loss Factor</th><th></th><th></th><th>Remark</th></tr><tr><th></th><th>MHz</th><th>dBuV/m</th><th>dBuV/m</th><th>dBuV</th><th>dB/m</th><th>dB</th><th>dB</th><th>cm</th><th>deg</th></tr></thead><tbody><tr><td>1</td><td>2386.65</td><td>49.05</td><td>74.00</td><td>-24.95</td><td>41.13</td><td>32.25</td><td>7.75</td><td>32.08</td><td>388</td><td>151 PEAK</td></tr></tbody></table>						Limit	Margin	Read	Ant	Cable	Preamp	APos	TPos		Freq	Level	Line	(dB)	Level	Factor	Loss Factor			Remark		MHz	dBuV/m	dBuV/m	dBuV	dB/m	dB	dB	cm	deg	1	2386.65	49.05	74.00	-24.95	41.13	32.25	7.75	32.08	388	151 PEAK	<p>Date: 2024-04-06</p> <table><thead><tr><th></th><th>Limit</th><th>Margin</th><th>Read</th><th>Ant</th><th>Cable</th><th>Preamp</th><th>APos</th><th>TPos</th><th></th></tr><tr><th>Freq</th><th>Level</th><th>Line</th><th>(dB)</th><th>Level</th><th>Factor</th><th>Loss Factor</th><th></th><th></th><th>Remark</th></tr><tr><th></th><th>MHz</th><th>dBuV/m</th><th>dBuV/m</th><th>dBuV</th><th>dB/m</th><th>dB</th><th>dB</th><th>cm</th><th>deg</th></tr></thead><tbody><tr><td>1</td><td>2402.00</td><td>102.21</td><td>-----</td><td>-----</td><td>94.22</td><td>32.28</td><td>7.79</td><td>32.08</td><td>388</td><td>151 PEAK</td></tr></tbody></table>						Limit	Margin	Read	Ant	Cable	Preamp	APos	TPos		Freq	Level	Line	(dB)	Level	Factor	Loss Factor			Remark		MHz	dBuV/m	dBuV/m	dBuV	dB/m	dB	dB	cm	deg	1	2402.00	102.21	-----	-----	94.22	32.28	7.79	32.08	388	151 PEAK
		Limit	Margin	Read	Ant	Cable	Preamp	APos	TPos																																																																																			
Freq	Level	Line	(dB)	Level	Factor	Loss Factor			Remark																																																																																			
	MHz	dBuV/m	dBuV/m	dBuV	dB/m	dB	dB	cm	deg																																																																																			
1	2386.65	49.05	74.00	-24.95	41.13	32.25	7.75	32.08	388	151 PEAK																																																																																		
	Limit	Margin	Read	Ant	Cable	Preamp	APos	TPos																																																																																				
Freq	Level	Line	(dB)	Level	Factor	Loss Factor			Remark																																																																																			
	MHz	dBuV/m	dBuV/m	dBuV	dB/m	dB	dB	cm	deg																																																																																			
1	2402.00	102.21	-----	-----	94.22	32.28	7.79	32.08	388	151 PEAK																																																																																		
Avg	<p>Date: 2024-04-06</p> <table><thead><tr><th></th><th>Limit</th><th>Margin</th><th>Read</th><th>Ant</th><th>Cable</th><th>Preamp</th><th>APos</th><th>TPos</th><th></th></tr><tr><th>Freq</th><th>Level</th><th>Line</th><th>(dB)</th><th>Level</th><th>Factor</th><th>Loss Factor</th><th></th><th></th><th>Remark</th></tr><tr><th></th><th>MHz</th><th>dBuV/m</th><th>dBuV/m</th><th>dBuV</th><th>dB/m</th><th>dB</th><th>dB</th><th>cm</th><th>deg</th></tr></thead><tbody><tr><td>1</td><td>2389.28</td><td>39.08</td><td>54.00</td><td>-14.92</td><td>31.14</td><td>32.26</td><td>7.76</td><td>32.08</td><td>388</td><td>151 AVERAGE</td></tr></tbody></table>						Limit	Margin	Read	Ant	Cable	Preamp	APos	TPos		Freq	Level	Line	(dB)	Level	Factor	Loss Factor			Remark		MHz	dBuV/m	dBuV/m	dBuV	dB/m	dB	dB	cm	deg	1	2389.28	39.08	54.00	-14.92	31.14	32.26	7.76	32.08	388	151 AVERAGE	<p>Date: 2024-04-06</p> <table><thead><tr><th></th><th>Limit</th><th>Margin</th><th>Read</th><th>Ant</th><th>Cable</th><th>Preamp</th><th>APos</th><th>TPos</th><th></th></tr><tr><th>Freq</th><th>Level</th><th>Line</th><th>(dB)</th><th>Level</th><th>Factor</th><th>Loss Factor</th><th></th><th></th><th>Remark</th></tr><tr><th></th><th>MHz</th><th>dBuV/m</th><th>dBuV/m</th><th>dBuV</th><th>dB/m</th><th>dB</th><th>dB</th><th>cm</th><th>deg</th></tr></thead><tbody><tr><td>1</td><td>2402.00</td><td>101.29</td><td>-----</td><td>-----</td><td>93.30</td><td>32.28</td><td>7.79</td><td>32.08</td><td>388</td><td>151 AVERAGE</td></tr></tbody></table>						Limit	Margin	Read	Ant	Cable	Preamp	APos	TPos		Freq	Level	Line	(dB)	Level	Factor	Loss Factor			Remark		MHz	dBuV/m	dBuV/m	dBuV	dB/m	dB	dB	cm	deg	1	2402.00	101.29	-----	-----	93.30	32.28	7.79	32.08	388	151 AVERAGE
		Limit	Margin	Read	Ant	Cable	Preamp	APos	TPos																																																																																			
Freq	Level	Line	(dB)	Level	Factor	Loss Factor			Remark																																																																																			
	MHz	dBuV/m	dBuV/m	dBuV	dB/m	dB	dB	cm	deg																																																																																			
1	2389.28	39.08	54.00	-14.92	31.14	32.26	7.76	32.08	388	151 AVERAGE																																																																																		
	Limit	Margin	Read	Ant	Cable	Preamp	APos	TPos																																																																																				
Freq	Level	Line	(dB)	Level	Factor	Loss Factor			Remark																																																																																			
	MHz	dBuV/m	dBuV/m	dBuV	dB/m	dB	dB	cm	deg																																																																																			
1	2402.00	101.29	-----	-----	93.30	32.28	7.79	32.08	388	151 AVERAGE																																																																																		



Mode	1																																																																																	
	Band Edge																																																																																	
	2400-2483.5_Bluetooth-LE_CH00_2402MHz																																																																																	
ANT	7																																																																																	
Pol.	Vertical	Fundamental																																																																																
Peak	<div><p>Date: 2024-04-06</p><table><thead><tr><th></th><th>Limit</th><th>Margin</th><th>Read</th><th>Ant</th><th>Cable</th><th>Preamp</th><th>APos</th><th>TPos</th><th>Remark</th></tr><tr><th>Freq</th><th>Level</th><th>Line</th><th>(dB)</th><th>Level</th><th>Factor</th><th>Loss Factor</th><th></th><th></th><th></th></tr><tr><th>MHz</th><th>dBuV/m</th><th>dBuV/m</th><th></th><th>dBuV</th><th>dB/m</th><th>dB</th><th>dB</th><th>cm</th><th>deg</th></tr></thead><tbody><tr><td>1 2382.45</td><td>48.69</td><td>74.00</td><td>-25.31</td><td>40.79</td><td>32.24</td><td>7.74</td><td>32.08</td><td>395</td><td>52 PEAK</td></tr></tbody></table></div>		Limit	Margin	Read	Ant	Cable	Preamp	APos	TPos	Remark	Freq	Level	Line	(dB)	Level	Factor	Loss Factor				MHz	dBuV/m	dBuV/m		dBuV	dB/m	dB	dB	cm	deg	1 2382.45	48.69	74.00	-25.31	40.79	32.24	7.74	32.08	395	52 PEAK	<div><p>Date: 2024-04-06</p><table><thead><tr><th></th><th>Limit</th><th>Margin</th><th>Read</th><th>Ant</th><th>Cable</th><th>Preamp</th><th>APos</th><th>TPos</th><th>Remark</th></tr><tr><th>Freq</th><th>Level</th><th>Line</th><th>(dB)</th><th>Level</th><th>Factor</th><th>Loss Factor</th><th></th><th></th><th></th></tr><tr><th>MHz</th><th>dBuV/m</th><th>dBuV/m</th><th></th><th>dBuV</th><th>dB/m</th><th>dB</th><th>dB</th><th>cm</th><th>deg</th></tr></thead><tbody><tr><td>1 2402.00</td><td>98.01</td><td>-----</td><td>-----</td><td>90.02</td><td>32.28</td><td>7.79</td><td>32.08</td><td>395</td><td>52 PEAK</td></tr></tbody></table></div>		Limit	Margin	Read	Ant	Cable	Preamp	APos	TPos	Remark	Freq	Level	Line	(dB)	Level	Factor	Loss Factor				MHz	dBuV/m	dBuV/m		dBuV	dB/m	dB	dB	cm	deg	1 2402.00	98.01	-----	-----	90.02	32.28	7.79	32.08	395	52 PEAK
		Limit	Margin	Read	Ant	Cable	Preamp	APos	TPos	Remark																																																																								
Freq	Level	Line	(dB)	Level	Factor	Loss Factor																																																																												
MHz	dBuV/m	dBuV/m		dBuV	dB/m	dB	dB	cm	deg																																																																									
1 2382.45	48.69	74.00	-25.31	40.79	32.24	7.74	32.08	395	52 PEAK																																																																									
	Limit	Margin	Read	Ant	Cable	Preamp	APos	TPos	Remark																																																																									
Freq	Level	Line	(dB)	Level	Factor	Loss Factor																																																																												
MHz	dBuV/m	dBuV/m		dBuV	dB/m	dB	dB	cm	deg																																																																									
1 2402.00	98.01	-----	-----	90.02	32.28	7.79	32.08	395	52 PEAK																																																																									
Avg	<div><p>Date: 2024-04-06</p><table><thead><tr><th></th><th>Limit</th><th>Margin</th><th>Read</th><th>Ant</th><th>Cable</th><th>Preamp</th><th>APos</th><th>TPos</th><th>Remark</th></tr><tr><th>Freq</th><th>Level</th><th>Line</th><th>(dB)</th><th>Level</th><th>Factor</th><th>Loss Factor</th><th></th><th></th><th></th></tr><tr><th>MHz</th><th>dBuV/m</th><th>dBuV/m</th><th></th><th>dBuV</th><th>dB/m</th><th>dB</th><th>dB</th><th>cm</th><th>deg</th></tr></thead><tbody><tr><td>1 2386.76</td><td>38.95</td><td>54.00</td><td>-15.05</td><td>31.03</td><td>32.25</td><td>7.75</td><td>32.08</td><td>395</td><td>52 AVERAGE</td></tr></tbody></table></div>		Limit	Margin	Read	Ant	Cable	Preamp	APos	TPos	Remark	Freq	Level	Line	(dB)	Level	Factor	Loss Factor				MHz	dBuV/m	dBuV/m		dBuV	dB/m	dB	dB	cm	deg	1 2386.76	38.95	54.00	-15.05	31.03	32.25	7.75	32.08	395	52 AVERAGE	<div><p>Date: 2024-04-06</p><table><thead><tr><th></th><th>Limit</th><th>Margin</th><th>Read</th><th>Ant</th><th>Cable</th><th>Preamp</th><th>APos</th><th>TPos</th><th>Remark</th></tr><tr><th>Freq</th><th>Level</th><th>Line</th><th>(dB)</th><th>Level</th><th>Factor</th><th>Loss Factor</th><th></th><th></th><th></th></tr><tr><th>MHz</th><th>dBuV/m</th><th>dBuV/m</th><th></th><th>dBuV</th><th>dB/m</th><th>dB</th><th>dB</th><th>cm</th><th>deg</th></tr></thead><tbody><tr><td>1 2402.00</td><td>96.99</td><td>-----</td><td>-----</td><td>89.00</td><td>32.28</td><td>7.79</td><td>32.08</td><td>395</td><td>52 AVERAGE</td></tr></tbody></table></div>		Limit	Margin	Read	Ant	Cable	Preamp	APos	TPos	Remark	Freq	Level	Line	(dB)	Level	Factor	Loss Factor				MHz	dBuV/m	dBuV/m		dBuV	dB/m	dB	dB	cm	deg	1 2402.00	96.99	-----	-----	89.00	32.28	7.79	32.08	395	52 AVERAGE
	Limit	Margin	Read	Ant	Cable	Preamp	APos	TPos	Remark																																																																									
Freq	Level	Line	(dB)	Level	Factor	Loss Factor																																																																												
MHz	dBuV/m	dBuV/m		dBuV	dB/m	dB	dB	cm	deg																																																																									
1 2386.76	38.95	54.00	-15.05	31.03	32.25	7.75	32.08	395	52 AVERAGE																																																																									
	Limit	Margin	Read	Ant	Cable	Preamp	APos	TPos	Remark																																																																									
Freq	Level	Line	(dB)	Level	Factor	Loss Factor																																																																												
MHz	dBuV/m	dBuV/m		dBuV	dB/m	dB	dB	cm	deg																																																																									
1 2402.00	96.99	-----	-----	89.00	32.28	7.79	32.08	395	52 AVERAGE																																																																									



Mode	1																																																																																							
	Harmonic																																																																																							
	2400-2483.5_Bluetooth-LE_CH00_2402MHz																																																																																							
ANT	7																																																																																							
Pol.	Horizontal					Vertical																																																																																		
Peak Avg																																																																																								
	<table><tr><th></th><th>Limit</th><th>Read</th><th>Ant</th><th>Cable</th><th>Preamp</th><th>APos</th><th>TPos</th><th></th></tr><tr><th>Freq</th><th>Level</th><th>Line</th><th>Margin</th><th>Level</th><th>Factor</th><th>Loss</th><th>Factor</th><th>Remark</th></tr><tr><th></th><th>MHz</th><th>dBuV/m</th><th>dBuV/m</th><th>dB</th><th>dBuV</th><th>dB/m</th><th>dB</th><th>cm</th><th>deg</th></tr><tr><td>1</td><td>4804.00</td><td>45.82</td><td>74.00</td><td>-28.18</td><td>51.51</td><td>34.82</td><td>11.07</td><td>51.58</td><td>--</td><td>Peak</td></tr></table>						Limit	Read	Ant	Cable	Preamp	APos	TPos		Freq	Level	Line	Margin	Level	Factor	Loss	Factor	Remark		MHz	dBuV/m	dBuV/m	dB	dBuV	dB/m	dB	cm	deg	1	4804.00	45.82	74.00	-28.18	51.51	34.82	11.07	51.58	--	Peak	<table><tr><th></th><th>Limit</th><th>Read</th><th>Ant</th><th>Cable</th><th>Preamp</th><th>APos</th><th>TPos</th><th></th></tr><tr><th>Freq</th><th>Level</th><th>Line</th><th>Margin</th><th>Level</th><th>Factor</th><th>Loss</th><th>Factor</th><th>Remark</th></tr><tr><th></th><th>MHz</th><th>dBuV/m</th><th>dBuV/m</th><th>dB</th><th>dBuV</th><th>dB/m</th><th>dB</th><th>cm</th><th>deg</th></tr><tr><td>1</td><td>4804.00</td><td>44.69</td><td>74.00</td><td>-29.31</td><td>50.38</td><td>34.82</td><td>11.07</td><td>51.58</td><td>--</td><td>Peak</td></tr></table>						Limit	Read	Ant	Cable	Preamp	APos	TPos		Freq	Level	Line	Margin	Level	Factor	Loss	Factor	Remark		MHz	dBuV/m	dBuV/m	dB	dBuV	dB/m	dB	cm	deg	1	4804.00	44.69	74.00	-29.31	50.38	34.82	11.07	51.58	--	Peak
		Limit	Read	Ant	Cable	Preamp	APos	TPos																																																																																
Freq	Level	Line	Margin	Level	Factor	Loss	Factor	Remark																																																																																
	MHz	dBuV/m	dBuV/m	dB	dBuV	dB/m	dB	cm	deg																																																																															
1	4804.00	45.82	74.00	-28.18	51.51	34.82	11.07	51.58	--	Peak																																																																														
	Limit	Read	Ant	Cable	Preamp	APos	TPos																																																																																	
Freq	Level	Line	Margin	Level	Factor	Loss	Factor	Remark																																																																																
	MHz	dBuV/m	dBuV/m	dB	dBuV	dB/m	dB	cm	deg																																																																															
1	4804.00	44.69	74.00	-29.31	50.38	34.82	11.07	51.58	--	Peak																																																																														



Mode	2																																																																																																														
	Harmonic																																																																																																														
	2400-2483.5_Bluetooth-LE_CH19_2440MHz																																																																																																														
ANT	7																																																																																																														
Pol.	Horizontal						Vertical																																																																																																								
Peak Avg	<div><div>Level (dBuV/m)</div><div>Date: 2024-04-15</div><div>Frequency (MHz)</div></div>						<div><div>Level (dBuV/m)</div><div>Date: 2024-04-15</div><div>Frequency (MHz)</div></div>																																																																																																								
	<table><tr><th></th><th>Limit</th><th>Read</th><th>Ant</th><th>Cable</th><th>Preamp</th><th>APos</th><th>TPos</th></tr><tr><th>Freq</th><th>Level</th><th>Line</th><th>Margin</th><th>Level</th><th>Factor</th><th>Loss</th><th>Factor</th><th>Remark</th></tr><tr><th></th><th>MHz</th><th>dBuV/m</th><th>dBuV/m</th><th>dB</th><th>dBuV</th><th>dB/m</th><th>dB</th><th>dB</th><th>cm</th><th>deg</th></tr><tr><td>1</td><td>4880.00</td><td>45.06</td><td>74.00</td><td>-28.94</td><td>50.66</td><td>34.85</td><td>11.10</td><td>51.55</td><td>--</td><td>-- Peak</td></tr><tr><td>2</td><td>7320.00</td><td>47.02</td><td>74.00</td><td>-26.98</td><td>48.76</td><td>36.33</td><td>13.09</td><td>51.16</td><td>--</td><td>-- Peak</td></tr></table>							Limit	Read	Ant	Cable	Preamp	APos	TPos	Freq	Level	Line	Margin	Level	Factor	Loss	Factor	Remark		MHz	dBuV/m	dBuV/m	dB	dBuV	dB/m	dB	dB	cm	deg	1	4880.00	45.06	74.00	-28.94	50.66	34.85	11.10	51.55	--	-- Peak	2	7320.00	47.02	74.00	-26.98	48.76	36.33	13.09	51.16	--	-- Peak	<table><tr><th></th><th>Limit</th><th>Read</th><th>Ant</th><th>Cable</th><th>Preamp</th><th>APos</th><th>TPos</th></tr><tr><th>Freq</th><th>Level</th><th>Line</th><th>Margin</th><th>Level</th><th>Factor</th><th>Loss</th><th>Factor</th><th>Remark</th></tr><tr><th></th><th>MHz</th><th>dBuV/m</th><th>dBuV/m</th><th>dB</th><th>dBuV</th><th>dB/m</th><th>dB</th><th>dB</th><th>cm</th><th>deg</th></tr><tr><td>1</td><td>4880.00</td><td>45.79</td><td>74.00</td><td>-28.21</td><td>51.39</td><td>34.85</td><td>11.10</td><td>51.55</td><td>--</td><td>-- Peak</td></tr><tr><td>2</td><td>7320.00</td><td>47.84</td><td>74.00</td><td>-26.16</td><td>49.58</td><td>36.33</td><td>13.09</td><td>51.16</td><td>--</td><td>-- Peak</td></tr></table>						Limit	Read	Ant	Cable	Preamp	APos	TPos	Freq	Level	Line	Margin	Level	Factor	Loss	Factor	Remark		MHz	dBuV/m	dBuV/m	dB	dBuV	dB/m	dB	dB	cm	deg	1	4880.00	45.79	74.00	-28.21	51.39	34.85	11.10	51.55	--	-- Peak	2	7320.00	47.84	74.00	-26.16	49.58	36.33	13.09	51.16	--	-- Peak
		Limit	Read	Ant	Cable	Preamp	APos	TPos																																																																																																							
Freq	Level	Line	Margin	Level	Factor	Loss	Factor	Remark																																																																																																							
	MHz	dBuV/m	dBuV/m	dB	dBuV	dB/m	dB	dB	cm	deg																																																																																																					
1	4880.00	45.06	74.00	-28.94	50.66	34.85	11.10	51.55	--	-- Peak																																																																																																					
2	7320.00	47.02	74.00	-26.98	48.76	36.33	13.09	51.16	--	-- Peak																																																																																																					
	Limit	Read	Ant	Cable	Preamp	APos	TPos																																																																																																								
Freq	Level	Line	Margin	Level	Factor	Loss	Factor	Remark																																																																																																							
	MHz	dBuV/m	dBuV/m	dB	dBuV	dB/m	dB	dB	cm	deg																																																																																																					
1	4880.00	45.79	74.00	-28.21	51.39	34.85	11.10	51.55	--	-- Peak																																																																																																					
2	7320.00	47.84	74.00	-26.16	49.58	36.33	13.09	51.16	--	-- Peak																																																																																																					

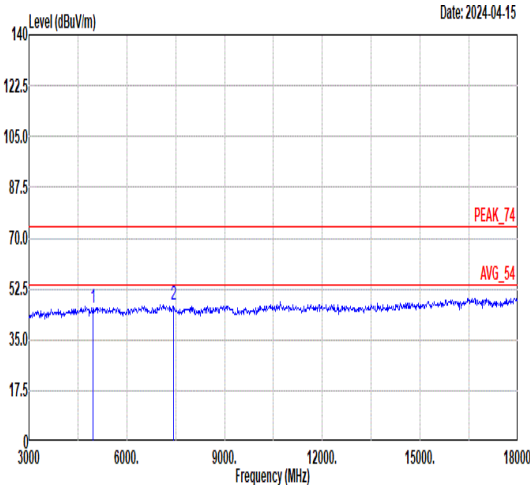
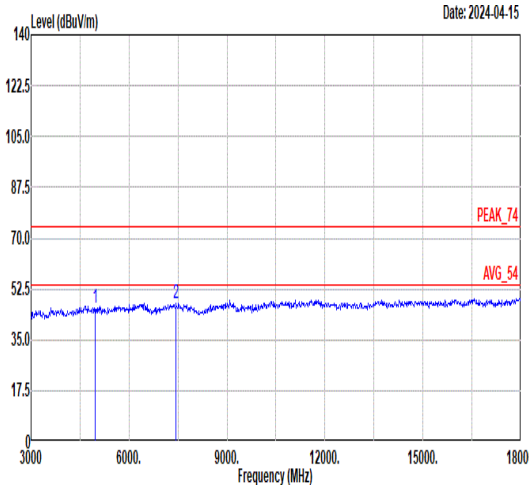


Mode	3																																																																																	
	Band Edge																																																																																	
	2400-2483.5_Bluetooth-LE_CH39_2480MHz																																																																																	
ANT	7																																																																																	
Pol.	Horizontal	Fundamental																																																																																
Peak	<div><p>Level (dBuV/m) Date: 2024-04-06</p><p>Frequency (MHz)</p><table><tr><th>Limit</th><th>Margin</th><th>Read</th><th>Ant</th><th>Cable</th><th>Preamp</th><th>APos</th><th>TPos</th><th>Remark</th></tr><tr><th>Freq</th><th>Level</th><th>Line</th><th>(dB)</th><th>Level</th><th>Factor</th><th>Loss</th><th>Factor</th><th></th></tr><tr><th>MHz</th><th>dBuV/m</th><th>dBuV/m</th><th></th><th>dBuV</th><th>dB/m</th><th>dB</th><th>dB</th><th>cm</th><th>deg</th></tr><tr><td>1</td><td>2490.06</td><td>49.50</td><td>74.00</td><td>-24.50</td><td>41.24</td><td>32.48</td><td>7.88</td><td>32.10</td><td>364</td><td>157</td><td>PEAK</td></tr></table></div>	Limit	Margin	Read	Ant	Cable	Preamp	APos	TPos	Remark	Freq	Level	Line	(dB)	Level	Factor	Loss	Factor		MHz	dBuV/m	dBuV/m		dBuV	dB/m	dB	dB	cm	deg	1	2490.06	49.50	74.00	-24.50	41.24	32.48	7.88	32.10	364	157	PEAK	<div><p>Level (dBuV/m) Date: 2024-04-06</p><p>Frequency (MHz)</p><table><tr><th>Limit</th><th>Margin</th><th>Read</th><th>Ant</th><th>Cable</th><th>Preamp</th><th>APos</th><th>TPos</th><th>Remark</th></tr><tr><th>Freq</th><th>Level</th><th>Line</th><th>(dB)</th><th>Level</th><th>Factor</th><th>Loss</th><th>Factor</th><th></th></tr><tr><th>MHz</th><th>dBuV/m</th><th>dBuV/m</th><th></th><th>dBuV</th><th>dB/m</th><th>dB</th><th>dB</th><th>cm</th><th>deg</th></tr><tr><td>1</td><td>2480.00</td><td>102.72</td><td>-----</td><td>-----</td><td>94.49</td><td>32.46</td><td>7.87</td><td>32.10</td><td>364</td><td>157</td><td>PEAK</td></tr></table></div>	Limit	Margin	Read	Ant	Cable	Preamp	APos	TPos	Remark	Freq	Level	Line	(dB)	Level	Factor	Loss	Factor		MHz	dBuV/m	dBuV/m		dBuV	dB/m	dB	dB	cm	deg	1	2480.00	102.72	-----	-----	94.49	32.46	7.87	32.10	364	157	PEAK
	Limit	Margin	Read	Ant	Cable	Preamp	APos	TPos	Remark																																																																									
Freq	Level	Line	(dB)	Level	Factor	Loss	Factor																																																																											
MHz	dBuV/m	dBuV/m		dBuV	dB/m	dB	dB	cm	deg																																																																									
1	2490.06	49.50	74.00	-24.50	41.24	32.48	7.88	32.10	364	157	PEAK																																																																							
Limit	Margin	Read	Ant	Cable	Preamp	APos	TPos	Remark																																																																										
Freq	Level	Line	(dB)	Level	Factor	Loss	Factor																																																																											
MHz	dBuV/m	dBuV/m		dBuV	dB/m	dB	dB	cm	deg																																																																									
1	2480.00	102.72	-----	-----	94.49	32.46	7.87	32.10	364	157	PEAK																																																																							
Avg	<div><p>Level (dBuV/m) Date: 2024-04-06</p><p>Frequency (MHz)</p><table><tr><th>Limit</th><th>Margin</th><th>Read</th><th>Ant</th><th>Cable</th><th>Preamp</th><th>APos</th><th>TPos</th><th>Remark</th></tr><tr><th>Freq</th><th>Level</th><th>Line</th><th>(dB)</th><th>Level</th><th>Factor</th><th>Loss</th><th>Factor</th><th></th></tr><tr><th>MHz</th><th>dBuV/m</th><th>dBuV/m</th><th></th><th>dBuV</th><th>dB/m</th><th>dB</th><th>dB</th><th>cm</th><th>deg</th></tr><tr><td>1</td><td>2484.20</td><td>39.82</td><td>54.00</td><td>-14.18</td><td>31.57</td><td>32.47</td><td>7.88</td><td>32.10</td><td>364</td><td>157</td><td>AVERAGE</td></tr></table></div>	Limit	Margin	Read	Ant	Cable	Preamp	APos	TPos	Remark	Freq	Level	Line	(dB)	Level	Factor	Loss	Factor		MHz	dBuV/m	dBuV/m		dBuV	dB/m	dB	dB	cm	deg	1	2484.20	39.82	54.00	-14.18	31.57	32.47	7.88	32.10	364	157	AVERAGE	<div><p>Level (dBuV/m) Date: 2024-04-06</p><p>Frequency (MHz)</p><table><tr><th>Limit</th><th>Margin</th><th>Read</th><th>Ant</th><th>Cable</th><th>Preamp</th><th>APos</th><th>TPos</th><th>Remark</th></tr><tr><th>Freq</th><th>Level</th><th>Line</th><th>(dB)</th><th>Level</th><th>Factor</th><th>Loss</th><th>Factor</th><th></th></tr><tr><th>MHz</th><th>dBuV/m</th><th>dBuV/m</th><th></th><th>dBuV</th><th>dB/m</th><th>dB</th><th>dB</th><th>cm</th><th>deg</th></tr><tr><td>1</td><td>2480.00</td><td>101.62</td><td>-----</td><td>-----</td><td>93.39</td><td>32.46</td><td>7.87</td><td>32.10</td><td>364</td><td>157</td><td>AVERAGE</td></tr></table></div>	Limit	Margin	Read	Ant	Cable	Preamp	APos	TPos	Remark	Freq	Level	Line	(dB)	Level	Factor	Loss	Factor		MHz	dBuV/m	dBuV/m		dBuV	dB/m	dB	dB	cm	deg	1	2480.00	101.62	-----	-----	93.39	32.46	7.87	32.10	364	157	AVERAGE
Limit	Margin	Read	Ant	Cable	Preamp	APos	TPos	Remark																																																																										
Freq	Level	Line	(dB)	Level	Factor	Loss	Factor																																																																											
MHz	dBuV/m	dBuV/m		dBuV	dB/m	dB	dB	cm	deg																																																																									
1	2484.20	39.82	54.00	-14.18	31.57	32.47	7.88	32.10	364	157	AVERAGE																																																																							
Limit	Margin	Read	Ant	Cable	Preamp	APos	TPos	Remark																																																																										
Freq	Level	Line	(dB)	Level	Factor	Loss	Factor																																																																											
MHz	dBuV/m	dBuV/m		dBuV	dB/m	dB	dB	cm	deg																																																																									
1	2480.00	101.62	-----	-----	93.39	32.46	7.87	32.10	364	157	AVERAGE																																																																							



Mode	3																																																																																	
	Band Edge																																																																																	
	2400-2483.5_Bluetooth-LE_CH39_2480MHz																																																																																	
ANT	7																																																																																	
Pol.	Vertical	Fundamental																																																																																
Peak	<div><p>Level (dBuV/m) Date: 2024-04-06</p><p>PEAK_BE_74</p><table><thead><tr><th></th><th>Limit</th><th>Margin</th><th>Read</th><th>Ant</th><th>Cable</th><th>Preamp</th><th>APos</th><th>TPos</th><th></th></tr><tr><th>Freq</th><th>Level</th><th>Line</th><th>(dB)</th><th>Level</th><th>Factor</th><th>Loss Factor</th><th></th><th></th><th>Remark</th></tr><tr><th></th><th>MHz</th><th>dBuV/m</th><th>dBuV/m</th><th>dBuV</th><th>dB/m</th><th>dB</th><th>dB</th><th>cm</th><th>deg</th></tr></thead><tbody><tr><td>1</td><td>2484.28</td><td>49.43</td><td>74.00</td><td>-24.57</td><td>41.18</td><td>32.47</td><td>7.88</td><td>32.10</td><td>367 72 PEAK</td></tr></tbody></table></div>		Limit	Margin	Read	Ant	Cable	Preamp	APos	TPos		Freq	Level	Line	(dB)	Level	Factor	Loss Factor			Remark		MHz	dBuV/m	dBuV/m	dBuV	dB/m	dB	dB	cm	deg	1	2484.28	49.43	74.00	-24.57	41.18	32.47	7.88	32.10	367 72 PEAK	<div><p>Level (dBuV/m) Date: 2024-04-06</p><p>PEAK_74</p><table><thead><tr><th></th><th>Limit</th><th>Margin</th><th>Read</th><th>Ant</th><th>Cable</th><th>Preamp</th><th>APos</th><th>TPos</th><th></th></tr><tr><th>Freq</th><th>Level</th><th>Line</th><th>(dB)</th><th>Level</th><th>Factor</th><th>Loss Factor</th><th></th><th></th><th>Remark</th></tr><tr><th></th><th>MHz</th><th>dBuV/m</th><th>dBuV/m</th><th>dBuV</th><th>dB/m</th><th>dB</th><th>dB</th><th>cm</th><th>deg</th></tr></thead><tbody><tr><td>1</td><td>2480.00</td><td>99.94</td><td>-----</td><td>-----</td><td>91.71</td><td>32.46</td><td>7.87</td><td>32.10</td><td>367 72 PEAK</td></tr></tbody></table></div>		Limit	Margin	Read	Ant	Cable	Preamp	APos	TPos		Freq	Level	Line	(dB)	Level	Factor	Loss Factor			Remark		MHz	dBuV/m	dBuV/m	dBuV	dB/m	dB	dB	cm	deg	1	2480.00	99.94	-----	-----	91.71	32.46	7.87	32.10	367 72 PEAK
		Limit	Margin	Read	Ant	Cable	Preamp	APos	TPos																																																																									
Freq	Level	Line	(dB)	Level	Factor	Loss Factor			Remark																																																																									
	MHz	dBuV/m	dBuV/m	dBuV	dB/m	dB	dB	cm	deg																																																																									
1	2484.28	49.43	74.00	-24.57	41.18	32.47	7.88	32.10	367 72 PEAK																																																																									
	Limit	Margin	Read	Ant	Cable	Preamp	APos	TPos																																																																										
Freq	Level	Line	(dB)	Level	Factor	Loss Factor			Remark																																																																									
	MHz	dBuV/m	dBuV/m	dBuV	dB/m	dB	dB	cm	deg																																																																									
1	2480.00	99.94	-----	-----	91.71	32.46	7.87	32.10	367 72 PEAK																																																																									
Avg	<div><p>Level (dBuV/m) Date: 2024-04-06</p><p>AVG_BE_54</p><table><thead><tr><th></th><th>Limit</th><th>Margin</th><th>Read</th><th>Ant</th><th>Cable</th><th>Preamp</th><th>APos</th><th>TPos</th><th></th></tr><tr><th>Freq</th><th>Level</th><th>Line</th><th>(dB)</th><th>Level</th><th>Factor</th><th>Loss Factor</th><th></th><th></th><th>Remark</th></tr><tr><th></th><th>MHz</th><th>dBuV/m</th><th>dBuV/m</th><th>dBuV</th><th>dB/m</th><th>dB</th><th>dB</th><th>cm</th><th>deg</th></tr></thead><tbody><tr><td>1</td><td>2483.90</td><td>39.60</td><td>54.00</td><td>-14.40</td><td>31.36</td><td>32.46</td><td>7.88</td><td>32.10</td><td>367 72 AVERAGE</td></tr></tbody></table></div>		Limit	Margin	Read	Ant	Cable	Preamp	APos	TPos		Freq	Level	Line	(dB)	Level	Factor	Loss Factor			Remark		MHz	dBuV/m	dBuV/m	dBuV	dB/m	dB	dB	cm	deg	1	2483.90	39.60	54.00	-14.40	31.36	32.46	7.88	32.10	367 72 AVERAGE	<div><p>Level (dBuV/m) Date: 2024-04-06</p><p>AVG_54</p><table><thead><tr><th></th><th>Limit</th><th>Margin</th><th>Read</th><th>Ant</th><th>Cable</th><th>Preamp</th><th>APos</th><th>TPos</th><th></th></tr><tr><th>Freq</th><th>Level</th><th>Line</th><th>(dB)</th><th>Level</th><th>Factor</th><th>Loss Factor</th><th></th><th></th><th>Remark</th></tr><tr><th></th><th>MHz</th><th>dBuV/m</th><th>dBuV/m</th><th>dBuV</th><th>dB/m</th><th>dB</th><th>dB</th><th>cm</th><th>deg</th></tr></thead><tbody><tr><td>1</td><td>2480.00</td><td>98.84</td><td>-----</td><td>-----</td><td>90.61</td><td>32.46</td><td>7.87</td><td>32.10</td><td>367 72 AVERAGE</td></tr></tbody></table></div>		Limit	Margin	Read	Ant	Cable	Preamp	APos	TPos		Freq	Level	Line	(dB)	Level	Factor	Loss Factor			Remark		MHz	dBuV/m	dBuV/m	dBuV	dB/m	dB	dB	cm	deg	1	2480.00	98.84	-----	-----	90.61	32.46	7.87	32.10	367 72 AVERAGE
	Limit	Margin	Read	Ant	Cable	Preamp	APos	TPos																																																																										
Freq	Level	Line	(dB)	Level	Factor	Loss Factor			Remark																																																																									
	MHz	dBuV/m	dBuV/m	dBuV	dB/m	dB	dB	cm	deg																																																																									
1	2483.90	39.60	54.00	-14.40	31.36	32.46	7.88	32.10	367 72 AVERAGE																																																																									
	Limit	Margin	Read	Ant	Cable	Preamp	APos	TPos																																																																										
Freq	Level	Line	(dB)	Level	Factor	Loss Factor			Remark																																																																									
	MHz	dBuV/m	dBuV/m	dBuV	dB/m	dB	dB	cm	deg																																																																									
1	2480.00	98.84	-----	-----	90.61	32.46	7.87	32.10	367 72 AVERAGE																																																																									

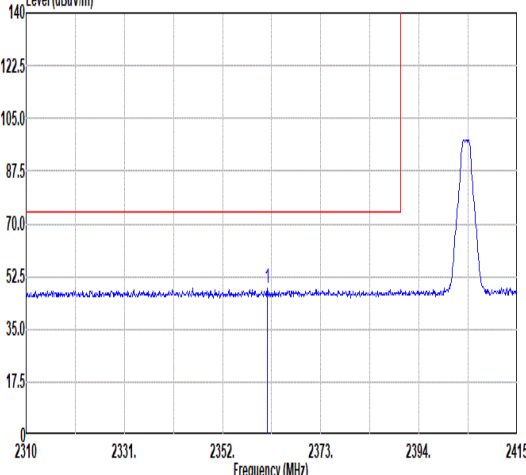
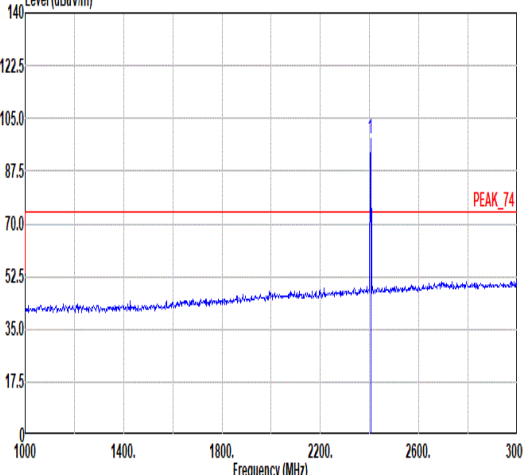
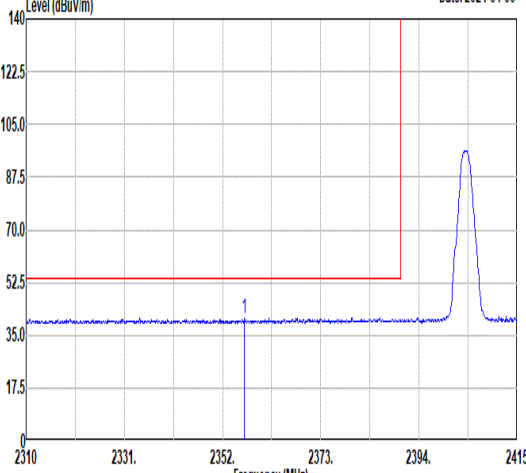
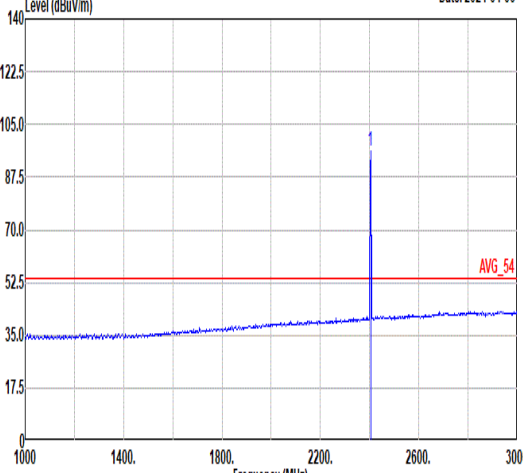


Mode	3																																																																																																																	
	Harmonic																																																																																																																	
	2400-2483.5_Bluetooth-LE_CH39_2480MHz																																																																																																																	
ANT	7																																																																																																																	
Pol.	Horizontal						Vertical																																																																																																											
Peak Avg																																																																																																																		
	<table><tr><th></th><th>Limit</th><th>Read</th><th>Ant</th><th>Cable</th><th>Preamp</th><th>APos</th><th>TPos</th></tr><tr><th>Freq</th><th>Level</th><th>Line</th><th>Margin</th><th>Level</th><th>Factor</th><th>Loss</th><th>Factor</th><th>Remark</th></tr><tr><th>MHz</th><th>dBuV/m</th><th>dBuV/m</th><th>dB</th><th>dBuV</th><th>dB/m</th><th>dB</th><th>dB</th><th>cm</th><th>deg</th></tr><tr><td>1</td><td>4960.00</td><td>45.96</td><td>74.00</td><td>-28.04</td><td>51.45</td><td>34.88</td><td>11.14</td><td>51.51</td><td>--</td><td>--</td><td>Peak</td></tr><tr><td>2</td><td>7440.00</td><td>46.93</td><td>74.00</td><td>-27.07</td><td>48.77</td><td>36.38</td><td>12.97</td><td>51.19</td><td>--</td><td>--</td><td>Peak</td></tr></table>							Limit	Read	Ant	Cable	Preamp	APos	TPos	Freq	Level	Line	Margin	Level	Factor	Loss	Factor	Remark	MHz	dBuV/m	dBuV/m	dB	dBuV	dB/m	dB	dB	cm	deg	1	4960.00	45.96	74.00	-28.04	51.45	34.88	11.14	51.51	--	--	Peak	2	7440.00	46.93	74.00	-27.07	48.77	36.38	12.97	51.19	--	--	Peak	<table><tr><th></th><th>Limit</th><th>Read</th><th>Ant</th><th>Cable</th><th>Preamp</th><th>APos</th><th>TPos</th></tr><tr><th>Freq</th><th>Level</th><th>Line</th><th>Margin</th><th>Level</th><th>Factor</th><th>Loss</th><th>Factor</th><th>Remark</th></tr><tr><th>MHz</th><th>dBuV/m</th><th>dBuV/m</th><th>dB</th><th>dBuV</th><th>dB/m</th><th>dB</th><th>dB</th><th>cm</th><th>deg</th></tr><tr><td>1</td><td>4960.00</td><td>46.01</td><td>74.00</td><td>-27.99</td><td>51.50</td><td>34.88</td><td>11.14</td><td>51.51</td><td>--</td><td>--</td><td>Peak</td></tr><tr><td>2</td><td>7440.00</td><td>47.72</td><td>74.00</td><td>-26.28</td><td>49.56</td><td>36.38</td><td>12.97</td><td>51.19</td><td>--</td><td>--</td><td>Peak</td></tr></table>							Limit	Read	Ant	Cable	Preamp	APos	TPos	Freq	Level	Line	Margin	Level	Factor	Loss	Factor	Remark	MHz	dBuV/m	dBuV/m	dB	dBuV	dB/m	dB	dB	cm	deg	1	4960.00	46.01	74.00	-27.99	51.50	34.88	11.14	51.51	--	--	Peak	2	7440.00	47.72	74.00	-26.28	49.56	36.38	12.97	51.19	--	--	Peak
		Limit	Read	Ant	Cable	Preamp	APos	TPos																																																																																																										
	Freq	Level	Line	Margin	Level	Factor	Loss	Factor	Remark																																																																																																									
MHz	dBuV/m	dBuV/m	dB	dBuV	dB/m	dB	dB	cm	deg																																																																																																									
1	4960.00	45.96	74.00	-28.04	51.45	34.88	11.14	51.51	--	--	Peak																																																																																																							
2	7440.00	46.93	74.00	-27.07	48.77	36.38	12.97	51.19	--	--	Peak																																																																																																							
	Limit	Read	Ant	Cable	Preamp	APos	TPos																																																																																																											
Freq	Level	Line	Margin	Level	Factor	Loss	Factor	Remark																																																																																																										
MHz	dBuV/m	dBuV/m	dB	dBuV	dB/m	dB	dB	cm	deg																																																																																																									
1	4960.00	46.01	74.00	-27.99	51.50	34.88	11.14	51.51	--	--	Peak																																																																																																							
2	7440.00	47.72	74.00	-26.28	49.56	36.38	12.97	51.19	--	--	Peak																																																																																																							



Mode	4																																																																											
	Band Edge																																																																											
	2400-2483.5_Bluetooth-LE_CH01_2404MHz																																																																											
ANT	7																																																																											
Pol.	Horizontal	Fundamental																																																																										
Peak	<div><p>Level (dBuV/m) Date: 2024-04-06</p><p>Frequency (MHz)</p><table><tr><th>Limit</th><th>Margin</th><th>Read</th><th>Ant</th><th>Cable</th><th>Preamp</th><th>APos</th><th>TPos</th><th>Remark</th></tr><tr><th>Freq</th><th>Level</th><th>Line</th><th>(dB)</th><th>Level</th><th>Factor</th><th>Loss</th><th>Factor</th><th></th></tr><tr><th>MHz</th><th>dBuV/m</th><th>dBuV/m</th><th>dBuV</th><th>dB/m</th><th>dB</th><th>dB</th><th>cm</th><th>deg</th></tr><tr><td>1</td><td>2370.06</td><td>48.53</td><td>74.00</td><td>-25.47</td><td>40.69</td><td>32.21</td><td>7.70</td><td>32.07</td><td>389 152 PEAK</td></tr></table></div>	Limit	Margin	Read	Ant	Cable	Preamp	APos	TPos	Remark	Freq	Level	Line	(dB)	Level	Factor	Loss	Factor		MHz	dBuV/m	dBuV/m	dBuV	dB/m	dB	dB	cm	deg	1	2370.06	48.53	74.00	-25.47	40.69	32.21	7.70	32.07	389 152 PEAK	<div><p>Level (dBuV/m) Date: 2024-04-06</p><p>Frequency (MHz)</p><p>PEAK_74</p><table><tr><th>Limit</th><th>Margin</th><th>Read</th><th>Ant</th><th>Cable</th><th>Preamp</th><th>APos</th><th>TPos</th><th>Remark</th></tr><tr><th>Freq</th><th>Level</th><th>Line</th><th>(dB)</th><th>Level</th><th>Factor</th><th>Loss</th><th>Factor</th><th></th></tr><tr><th>MHz</th><th>dBuV/m</th><th>dBuV/m</th><th>dBuV</th><th>dB/m</th><th>dB</th><th>dB</th><th>cm</th><th>deg</th></tr><tr><td>1</td><td>2404.00</td><td>102.66</td><td>-----</td><td>-----</td><td>94.65</td><td>32.29</td><td>7.80</td><td>32.08</td><td>389 152 PEAK</td></tr></table></div>	Limit	Margin	Read	Ant	Cable	Preamp	APos	TPos	Remark	Freq	Level	Line	(dB)	Level	Factor	Loss	Factor		MHz	dBuV/m	dBuV/m	dBuV	dB/m	dB	dB	cm	deg	1	2404.00	102.66	-----	-----	94.65	32.29	7.80	32.08	389 152 PEAK
	Limit	Margin	Read	Ant	Cable	Preamp	APos	TPos	Remark																																																																			
Freq	Level	Line	(dB)	Level	Factor	Loss	Factor																																																																					
MHz	dBuV/m	dBuV/m	dBuV	dB/m	dB	dB	cm	deg																																																																				
1	2370.06	48.53	74.00	-25.47	40.69	32.21	7.70	32.07	389 152 PEAK																																																																			
Limit	Margin	Read	Ant	Cable	Preamp	APos	TPos	Remark																																																																				
Freq	Level	Line	(dB)	Level	Factor	Loss	Factor																																																																					
MHz	dBuV/m	dBuV/m	dBuV	dB/m	dB	dB	cm	deg																																																																				
1	2404.00	102.66	-----	-----	94.65	32.29	7.80	32.08	389 152 PEAK																																																																			
Avg	<div><p>Level (dBuV/m) Date: 2024-04-06</p><p>Frequency (MHz)</p><table><tr><th>Limit</th><th>Margin</th><th>Read</th><th>Ant</th><th>Cable</th><th>Preamp</th><th>APos</th><th>TPos</th><th>Remark</th></tr><tr><th>Freq</th><th>Level</th><th>Line</th><th>(dB)</th><th>Level</th><th>Factor</th><th>Loss</th><th>Factor</th><th></th></tr><tr><th>MHz</th><th>dBuV/m</th><th>dBuV/m</th><th>dBuV</th><th>dB/m</th><th>dB</th><th>dB</th><th>cm</th><th>deg</th></tr><tr><td>1</td><td>2346.86</td><td>40.81</td><td>54.00</td><td>-13.19</td><td>33.08</td><td>32.16</td><td>7.64</td><td>32.07</td><td>389 152 AVERAGE</td></tr></table></div>	Limit	Margin	Read	Ant	Cable	Preamp	APos	TPos	Remark	Freq	Level	Line	(dB)	Level	Factor	Loss	Factor		MHz	dBuV/m	dBuV/m	dBuV	dB/m	dB	dB	cm	deg	1	2346.86	40.81	54.00	-13.19	33.08	32.16	7.64	32.07	389 152 AVERAGE	<div><p>Level (dBuV/m) Date: 2024-04-06</p><p>Frequency (MHz)</p><p>AVG_54</p><table><tr><th>Limit</th><th>Margin</th><th>Read</th><th>Ant</th><th>Cable</th><th>Preamp</th><th>APos</th><th>TPos</th><th>Remark</th></tr><tr><th>Freq</th><th>Level</th><th>Line</th><th>(dB)</th><th>Level</th><th>Factor</th><th>Loss</th><th>Factor</th><th></th></tr><tr><th>MHz</th><th>dBuV/m</th><th>dBuV/m</th><th>dBuV</th><th>dB/m</th><th>dB</th><th>dB</th><th>cm</th><th>deg</th></tr><tr><td>1</td><td>2404.00</td><td>100.81</td><td>-----</td><td>-----</td><td>92.80</td><td>32.29</td><td>7.80</td><td>32.08</td><td>389 152 AVERAGE</td></tr></table></div>	Limit	Margin	Read	Ant	Cable	Preamp	APos	TPos	Remark	Freq	Level	Line	(dB)	Level	Factor	Loss	Factor		MHz	dBuV/m	dBuV/m	dBuV	dB/m	dB	dB	cm	deg	1	2404.00	100.81	-----	-----	92.80	32.29	7.80	32.08	389 152 AVERAGE
Limit	Margin	Read	Ant	Cable	Preamp	APos	TPos	Remark																																																																				
Freq	Level	Line	(dB)	Level	Factor	Loss	Factor																																																																					
MHz	dBuV/m	dBuV/m	dBuV	dB/m	dB	dB	cm	deg																																																																				
1	2346.86	40.81	54.00	-13.19	33.08	32.16	7.64	32.07	389 152 AVERAGE																																																																			
Limit	Margin	Read	Ant	Cable	Preamp	APos	TPos	Remark																																																																				
Freq	Level	Line	(dB)	Level	Factor	Loss	Factor																																																																					
MHz	dBuV/m	dBuV/m	dBuV	dB/m	dB	dB	cm	deg																																																																				
1	2404.00	100.81	-----	-----	92.80	32.29	7.80	32.08	389 152 AVERAGE																																																																			



Mode	4																																																																																										
	Band Edge																																																																																										
	2400-2483.5_Bluetooth-LE_CH01_2404MHz																																																																																										
ANT	7																																																																																										
Pol.	Vertical					Fundamental																																																																																					
Peak	<div><div>Level (dBuV/m)</div><div><div>Date: 2024-04-06</div></div></div>					<div><div>Level (dBuV/m)</div><div><div>Date: 2024-04-06</div></div></div>																																																																																					
	<table><tr><th></th><th>Limit</th><th>Margin</th><th>Read</th><th>Ant</th><th>Cable</th><th>Preamp</th><th>APos</th><th>TPos</th><th>Remark</th></tr><tr><th>Freq</th><th>Level</th><th>Line</th><th>(dB)</th><th>Level</th><th>Factor</th><th>Loss</th><th>Factor</th><th></th><th></th></tr><tr><th></th><th>MHz</th><th>dBuV/m</th><th>dBuV/m</th><th>dBuV</th><th>dB/m</th><th>dB</th><th>dB</th><th>cm</th><th>deg</th></tr><tr><td>1</td><td>2361.56</td><td>48.63</td><td>74.00</td><td>-25.37</td><td>40.82</td><td>32.20</td><td>7.68</td><td>32.07</td><td>396</td><td>53 PEAK</td></tr></table>						Limit	Margin	Read	Ant	Cable	Preamp	APos	TPos	Remark	Freq	Level	Line	(dB)	Level	Factor	Loss	Factor				MHz	dBuV/m	dBuV/m	dBuV	dB/m	dB	dB	cm	deg	1	2361.56	48.63	74.00	-25.37	40.82	32.20	7.68	32.07	396	53 PEAK	<table><tr><th></th><th>Limit</th><th>Margin</th><th>Read</th><th>Ant</th><th>Cable</th><th>Preamp</th><th>APos</th><th>TPos</th><th>Remark</th></tr><tr><th>Freq</th><th>Level</th><th>Line</th><th>(dB)</th><th>Level</th><th>Factor</th><th>Loss</th><th>Factor</th><th></th><th></th></tr><tr><th></th><th>MHz</th><th>dBuV/m</th><th>dBuV/m</th><th>dBuV</th><th>dB/m</th><th>dB</th><th>dB</th><th>cm</th><th>deg</th></tr><tr><td>1</td><td>2404.00</td><td>98.18</td><td>-----</td><td>-----</td><td>90.17</td><td>32.29</td><td>7.80</td><td>32.08</td><td>396</td><td>53 PEAK</td></tr></table>						Limit	Margin	Read	Ant	Cable	Preamp	APos	TPos	Remark	Freq	Level	Line	(dB)	Level	Factor	Loss	Factor				MHz	dBuV/m	dBuV/m	dBuV	dB/m	dB	dB	cm	deg	1	2404.00	98.18	-----	-----	90.17	32.29	7.80	32.08	396
	Limit	Margin	Read	Ant	Cable	Preamp	APos	TPos	Remark																																																																																		
Freq	Level	Line	(dB)	Level	Factor	Loss	Factor																																																																																				
	MHz	dBuV/m	dBuV/m	dBuV	dB/m	dB	dB	cm	deg																																																																																		
1	2361.56	48.63	74.00	-25.37	40.82	32.20	7.68	32.07	396	53 PEAK																																																																																	
	Limit	Margin	Read	Ant	Cable	Preamp	APos	TPos	Remark																																																																																		
Freq	Level	Line	(dB)	Level	Factor	Loss	Factor																																																																																				
	MHz	dBuV/m	dBuV/m	dBuV	dB/m	dB	dB	cm	deg																																																																																		
1	2404.00	98.18	-----	-----	90.17	32.29	7.80	32.08	396	53 PEAK																																																																																	
Avg	<div><div>Level (dBuV/m)</div><div><div>Date: 2024-04-06</div></div></div>					<div><div>Level (dBuV/m)</div><div><div>Date: 2024-04-06</div></div></div>																																																																																					
	<table><tr><th></th><th>Limit</th><th>Margin</th><th>Read</th><th>Ant</th><th>Cable</th><th>Preamp</th><th>APos</th><th>TPos</th><th>Remark</th></tr><tr><th>Freq</th><th>Level</th><th>Line</th><th>(dB)</th><th>Level</th><th>Factor</th><th>Loss</th><th>Factor</th><th></th><th></th></tr><tr><th></th><th>MHz</th><th>dBuV/m</th><th>dBuV/m</th><th>dBuV</th><th>dB/m</th><th>dB</th><th>dB</th><th>cm</th><th>deg</th></tr><tr><td>1</td><td>2356.62</td><td>40.90</td><td>54.00</td><td>-13.10</td><td>33.12</td><td>32.18</td><td>7.67</td><td>32.07</td><td>396</td><td>53 AVERAGE</td></tr></table>						Limit	Margin	Read	Ant	Cable	Preamp	APos	TPos	Remark	Freq	Level	Line	(dB)	Level	Factor	Loss	Factor				MHz	dBuV/m	dBuV/m	dBuV	dB/m	dB	dB	cm	deg	1	2356.62	40.90	54.00	-13.10	33.12	32.18	7.67	32.07	396	53 AVERAGE	<table><tr><th></th><th>Limit</th><th>Margin</th><th>Read</th><th>Ant</th><th>Cable</th><th>Preamp</th><th>APos</th><th>TPos</th><th>Remark</th></tr><tr><th>Freq</th><th>Level</th><th>Line</th><th>(dB)</th><th>Level</th><th>Factor</th><th>Loss</th><th>Factor</th><th></th><th></th></tr><tr><th></th><th>MHz</th><th>dBuV/m</th><th>dBuV/m</th><th>dBuV</th><th>dB/m</th><th>dB</th><th>dB</th><th>cm</th><th>deg</th></tr><tr><td>1</td><td>2404.00</td><td>96.29</td><td>-----</td><td>-----</td><td>88.28</td><td>32.29</td><td>7.80</td><td>32.08</td><td>396</td><td>53 AVERAGE</td></tr></table>						Limit	Margin	Read	Ant	Cable	Preamp	APos	TPos	Remark	Freq	Level	Line	(dB)	Level	Factor	Loss	Factor				MHz	dBuV/m	dBuV/m	dBuV	dB/m	dB	dB	cm	deg	1	2404.00	96.29	-----	-----	88.28	32.29	7.80	32.08	396
	Limit	Margin	Read	Ant	Cable	Preamp	APos	TPos	Remark																																																																																		
Freq	Level	Line	(dB)	Level	Factor	Loss	Factor																																																																																				
	MHz	dBuV/m	dBuV/m	dBuV	dB/m	dB	dB	cm	deg																																																																																		
1	2356.62	40.90	54.00	-13.10	33.12	32.18	7.67	32.07	396	53 AVERAGE																																																																																	
	Limit	Margin	Read	Ant	Cable	Preamp	APos	TPos	Remark																																																																																		
Freq	Level	Line	(dB)	Level	Factor	Loss	Factor																																																																																				
	MHz	dBuV/m	dBuV/m	dBuV	dB/m	dB	dB	cm	deg																																																																																		
1	2404.00	96.29	-----	-----	88.28	32.29	7.80	32.08	396	53 AVERAGE																																																																																	



Mode	5																																																																																	
	Band Edge																																																																																	
	2400-2483.5_Bluetooth-LE_CH38_2478MHz																																																																																	
ANT	7																																																																																	
Pol.	Horizontal	Fundamental																																																																																
Peak	<div><p>Level (dBuV/m) Date: 2024-04-06</p><p>Frequency (MHz)</p><table><thead><tr><th>Limit</th><th>Read</th><th>Ant</th><th>Cable</th><th>Preamp</th><th>APos</th><th>TPos</th><th>Remark</th></tr><tr><th>Freq</th><th>Level</th><th>Line</th><th>Margin</th><th>Level</th><th>Factor</th><th>Loss</th><th>Factor</th><th>cm</th><th>deg</th></tr><tr><th>MHz</th><th>dBuV/m</th><th>dBuV/m</th><th>dB</th><th>dBuV</th><th>dB/m</th><th>dB</th><th>dB</th><th>cm</th><th>deg</th></tr></thead><tbody><tr><td>1</td><td>2494.30</td><td>49.19</td><td>74.00</td><td>-24.81</td><td>40.91</td><td>32.49</td><td>7.89</td><td>32.10</td><td>362</td><td>158</td><td>PEAK</td></tr></tbody></table></div>	Limit	Read	Ant	Cable	Preamp	APos	TPos	Remark	Freq	Level	Line	Margin	Level	Factor	Loss	Factor	cm	deg	MHz	dBuV/m	dBuV/m	dB	dBuV	dB/m	dB	dB	cm	deg	1	2494.30	49.19	74.00	-24.81	40.91	32.49	7.89	32.10	362	158	PEAK	<div><p>Level (dBuV/m) Date: 2024-04-06</p><p>Frequency (MHz)</p><table><thead><tr><th>Limit</th><th>Read</th><th>Ant</th><th>Cable</th><th>Preamp</th><th>APos</th><th>TPos</th><th>Remark</th></tr><tr><th>Freq</th><th>Level</th><th>Line</th><th>Margin</th><th>Level</th><th>Factor</th><th>Loss</th><th>Factor</th><th>cm</th><th>deg</th></tr><tr><th>MHz</th><th>dBuV/m</th><th>dBuV/m</th><th>dB</th><th>dBuV</th><th>dB/m</th><th>dB</th><th>dB</th><th>cm</th><th>deg</th></tr></thead><tbody><tr><td>1</td><td>2478.00</td><td>102.93</td><td>-----</td><td>-----</td><td>94.70</td><td>32.45</td><td>7.87</td><td>32.09</td><td>362</td><td>158</td><td>PEAK</td></tr></tbody></table></div>	Limit	Read	Ant	Cable	Preamp	APos	TPos	Remark	Freq	Level	Line	Margin	Level	Factor	Loss	Factor	cm	deg	MHz	dBuV/m	dBuV/m	dB	dBuV	dB/m	dB	dB	cm	deg	1	2478.00	102.93	-----	-----	94.70	32.45	7.87	32.09	362	158	PEAK
	Limit	Read	Ant	Cable	Preamp	APos	TPos	Remark																																																																										
Freq	Level	Line	Margin	Level	Factor	Loss	Factor	cm	deg																																																																									
MHz	dBuV/m	dBuV/m	dB	dBuV	dB/m	dB	dB	cm	deg																																																																									
1	2494.30	49.19	74.00	-24.81	40.91	32.49	7.89	32.10	362	158	PEAK																																																																							
Limit	Read	Ant	Cable	Preamp	APos	TPos	Remark																																																																											
Freq	Level	Line	Margin	Level	Factor	Loss	Factor	cm	deg																																																																									
MHz	dBuV/m	dBuV/m	dB	dBuV	dB/m	dB	dB	cm	deg																																																																									
1	2478.00	102.93	-----	-----	94.70	32.45	7.87	32.09	362	158	PEAK																																																																							
Avg	<div><p>Level (dBuV/m) Date: 2024-04-06</p><p>Frequency (MHz)</p><table><thead><tr><th>Limit</th><th>Read</th><th>Ant</th><th>Cable</th><th>Preamp</th><th>APos</th><th>TPos</th><th>Remark</th></tr><tr><th>Freq</th><th>Level</th><th>Line</th><th>Margin</th><th>Level</th><th>Factor</th><th>Loss</th><th>Factor</th><th>cm</th><th>deg</th></tr><tr><th>MHz</th><th>dBuV/m</th><th>dBuV/m</th><th>dB</th><th>dBuV</th><th>dB/m</th><th>dB</th><th>dB</th><th>cm</th><th>deg</th></tr></thead><tbody><tr><td>1</td><td>2498.59</td><td>41.31</td><td>54.00</td><td>-12.69</td><td>33.02</td><td>32.50</td><td>7.89</td><td>32.10</td><td>362</td><td>158</td><td>AVERAGE</td></tr></tbody></table></div>	Limit	Read	Ant	Cable	Preamp	APos	TPos	Remark	Freq	Level	Line	Margin	Level	Factor	Loss	Factor	cm	deg	MHz	dBuV/m	dBuV/m	dB	dBuV	dB/m	dB	dB	cm	deg	1	2498.59	41.31	54.00	-12.69	33.02	32.50	7.89	32.10	362	158	AVERAGE	<div><p>Level (dBuV/m) Date: 2024-04-06</p><p>Frequency (MHz)</p><table><thead><tr><th>Limit</th><th>Read</th><th>Ant</th><th>Cable</th><th>Preamp</th><th>APos</th><th>TPos</th><th>Remark</th></tr><tr><th>Freq</th><th>Level</th><th>Line</th><th>Margin</th><th>Level</th><th>Factor</th><th>Loss</th><th>Factor</th><th>cm</th><th>deg</th></tr><tr><th>MHz</th><th>dBuV/m</th><th>dBuV/m</th><th>dB</th><th>dBuV</th><th>dB/m</th><th>dB</th><th>dB</th><th>cm</th><th>deg</th></tr></thead><tbody><tr><td>1</td><td>2478.00</td><td>101.11</td><td>-----</td><td>-----</td><td>92.88</td><td>32.45</td><td>7.87</td><td>32.09</td><td>362</td><td>158</td><td>AVERAGE</td></tr></tbody></table></div>	Limit	Read	Ant	Cable	Preamp	APos	TPos	Remark	Freq	Level	Line	Margin	Level	Factor	Loss	Factor	cm	deg	MHz	dBuV/m	dBuV/m	dB	dBuV	dB/m	dB	dB	cm	deg	1	2478.00	101.11	-----	-----	92.88	32.45	7.87	32.09	362	158	AVERAGE
	Limit	Read	Ant	Cable	Preamp	APos	TPos	Remark																																																																										
Freq	Level	Line	Margin	Level	Factor	Loss	Factor	cm	deg																																																																									
MHz	dBuV/m	dBuV/m	dB	dBuV	dB/m	dB	dB	cm	deg																																																																									
1	2498.59	41.31	54.00	-12.69	33.02	32.50	7.89	32.10	362	158	AVERAGE																																																																							
Limit	Read	Ant	Cable	Preamp	APos	TPos	Remark																																																																											
Freq	Level	Line	Margin	Level	Factor	Loss	Factor	cm	deg																																																																									
MHz	dBuV/m	dBuV/m	dB	dBuV	dB/m	dB	dB	cm	deg																																																																									
1	2478.00	101.11	-----	-----	92.88	32.45	7.87	32.09	362	158	AVERAGE																																																																							

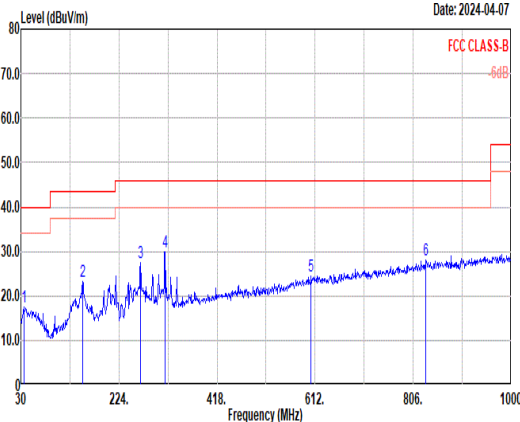
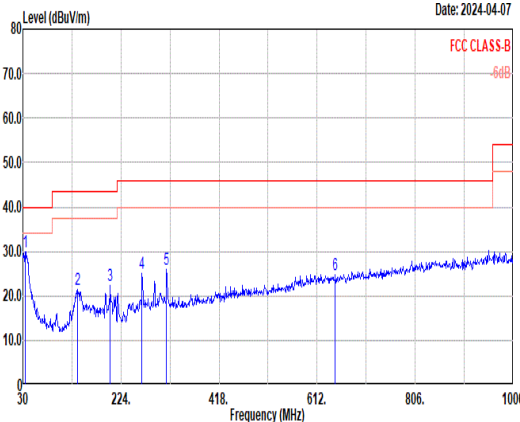


Mode	5																																																																																											
	Band Edge																																																																																											
	2400-2483.5_Bluetooth-LE_CH38_2478MHz																																																																																											
ANT	7																																																																																											
Pol.	Vertical						Fundamental																																																																																					
Peak	<div><p>Level (dBuV/m) Date: 2024-04-06</p><p>PEAK_BE_74</p><table><tr><th></th><th>Limit</th><th>Read</th><th>Ant</th><th>Cable</th><th>Preamp</th><th>APos</th><th>TPos</th><th></th></tr><tr><th>Freq</th><th>Level</th><th>Line</th><th>Margin</th><th>Level</th><th>Factor</th><th>Loss</th><th>Factor</th><th>Remark</th></tr><tr><th></th><th>MHz</th><th>dBuV/m</th><th>dBuV/m</th><th>dB</th><th>dBuV</th><th>dB/m</th><th>dB</th><th>cm</th><th>deg</th></tr><tr><td>1</td><td>2489.57</td><td>49.42</td><td>74.00</td><td>-24.58</td><td>41.16</td><td>32.48</td><td>7.88</td><td>32.10</td><td>364</td><td>68</td><td>PEAK</td></tr></table></div>							Limit	Read	Ant	Cable	Preamp	APos	TPos		Freq	Level	Line	Margin	Level	Factor	Loss	Factor	Remark		MHz	dBuV/m	dBuV/m	dB	dBuV	dB/m	dB	cm	deg	1	2489.57	49.42	74.00	-24.58	41.16	32.48	7.88	32.10	364	68	PEAK	<div><p>Level (dBuV/m) Date: 2024-04-06</p><p>PEAK_74</p><table><tr><th></th><th>Limit</th><th>Read</th><th>Ant</th><th>Cable</th><th>Preamp</th><th>APos</th><th>TPos</th><th></th></tr><tr><th>Freq</th><th>Level</th><th>Line</th><th>Margin</th><th>Level</th><th>Factor</th><th>Loss</th><th>Factor</th><th>Remark</th></tr><tr><th></th><th>MHz</th><th>dBuV/m</th><th>dBuV/m</th><th>dB</th><th>dBuV</th><th>dB/m</th><th>dB</th><th>cm</th><th>deg</th></tr><tr><td>1</td><td>2478.00</td><td>99.46</td><td>-----</td><td>-----</td><td>91.23</td><td>32.45</td><td>7.87</td><td>32.09</td><td>364</td><td>68</td><td>PEAK</td></tr></table></div>							Limit	Read	Ant	Cable	Preamp	APos	TPos		Freq	Level	Line	Margin	Level	Factor	Loss	Factor	Remark		MHz	dBuV/m	dBuV/m	dB	dBuV	dB/m	dB	cm	deg	1	2478.00	99.46	-----	-----	91.23	32.45	7.87	32.09	364	68	PEAK
		Limit	Read	Ant	Cable	Preamp	APos	TPos																																																																																				
Freq	Level	Line	Margin	Level	Factor	Loss	Factor	Remark																																																																																				
	MHz	dBuV/m	dBuV/m	dB	dBuV	dB/m	dB	cm	deg																																																																																			
1	2489.57	49.42	74.00	-24.58	41.16	32.48	7.88	32.10	364	68	PEAK																																																																																	
	Limit	Read	Ant	Cable	Preamp	APos	TPos																																																																																					
Freq	Level	Line	Margin	Level	Factor	Loss	Factor	Remark																																																																																				
	MHz	dBuV/m	dBuV/m	dB	dBuV	dB/m	dB	cm	deg																																																																																			
1	2478.00	99.46	-----	-----	91.23	32.45	7.87	32.09	364	68	PEAK																																																																																	
Avg	<div><p>Level (dBuV/m) Date: 2024-04-06</p><p>AVG_BE_54</p><table><tr><th></th><th>Limit</th><th>Read</th><th>Ant</th><th>Cable</th><th>Preamp</th><th>APos</th><th>TPos</th><th></th></tr><tr><th>Freq</th><th>Level</th><th>Line</th><th>Margin</th><th>Level</th><th>Factor</th><th>Loss</th><th>Factor</th><th>Remark</th></tr><tr><th></th><th>MHz</th><th>dBuV/m</th><th>dBuV/m</th><th>dB</th><th>dBuV</th><th>dB/m</th><th>dB</th><th>cm</th><th>deg</th></tr><tr><td>1</td><td>2485.55</td><td>41.49</td><td>54.00</td><td>-12.51</td><td>33.24</td><td>32.47</td><td>7.88</td><td>32.10</td><td>364</td><td>68</td><td>AVERAGE</td></tr></table></div>							Limit	Read	Ant	Cable	Preamp	APos	TPos		Freq	Level	Line	Margin	Level	Factor	Loss	Factor	Remark		MHz	dBuV/m	dBuV/m	dB	dBuV	dB/m	dB	cm	deg	1	2485.55	41.49	54.00	-12.51	33.24	32.47	7.88	32.10	364	68	AVERAGE	<div><p>Level (dBuV/m) Date: 2024-04-06</p><p>AVG_54</p><table><tr><th></th><th>Limit</th><th>Read</th><th>Ant</th><th>Cable</th><th>Preamp</th><th>APos</th><th>TPos</th><th></th></tr><tr><th>Freq</th><th>Level</th><th>Line</th><th>Margin</th><th>Level</th><th>Factor</th><th>Loss</th><th>Factor</th><th>Remark</th></tr><tr><th></th><th>MHz</th><th>dBuV/m</th><th>dBuV/m</th><th>dB</th><th>dBuV</th><th>dB/m</th><th>dB</th><th>cm</th><th>deg</th></tr><tr><td>1</td><td>2478.00</td><td>97.65</td><td>-----</td><td>-----</td><td>89.42</td><td>32.45</td><td>7.87</td><td>32.09</td><td>364</td><td>68</td><td>AVERAGE</td></tr></table></div>							Limit	Read	Ant	Cable	Preamp	APos	TPos		Freq	Level	Line	Margin	Level	Factor	Loss	Factor	Remark		MHz	dBuV/m	dBuV/m	dB	dBuV	dB/m	dB	cm	deg	1	2478.00	97.65	-----	-----	89.42	32.45	7.87	32.09	364	68	AVERAGE
		Limit	Read	Ant	Cable	Preamp	APos	TPos																																																																																				
Freq	Level	Line	Margin	Level	Factor	Loss	Factor	Remark																																																																																				
	MHz	dBuV/m	dBuV/m	dB	dBuV	dB/m	dB	cm	deg																																																																																			
1	2485.55	41.49	54.00	-12.51	33.24	32.47	7.88	32.10	364	68	AVERAGE																																																																																	
	Limit	Read	Ant	Cable	Preamp	APos	TPos																																																																																					
Freq	Level	Line	Margin	Level	Factor	Loss	Factor	Remark																																																																																				
	MHz	dBuV/m	dBuV/m	dB	dBuV	dB/m	dB	cm	deg																																																																																			
1	2478.00	97.65	-----	-----	89.42	32.45	7.87	32.09	364	68	AVERAGE																																																																																	

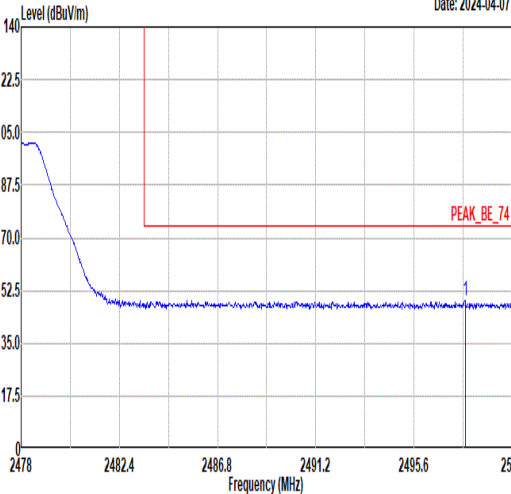
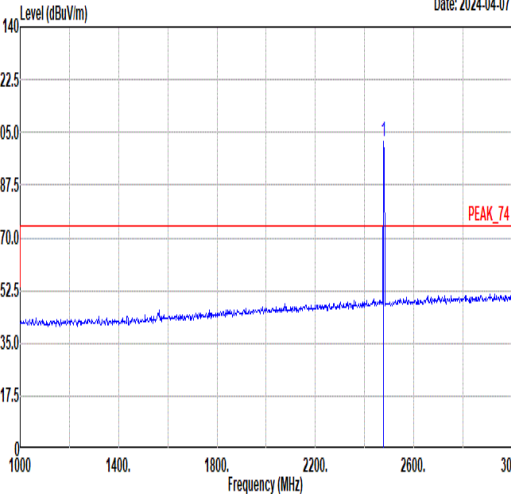
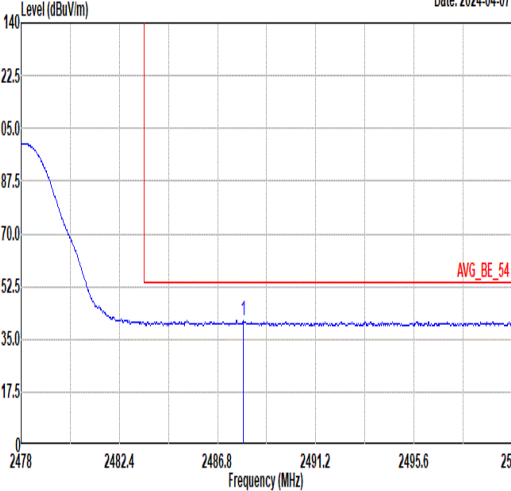
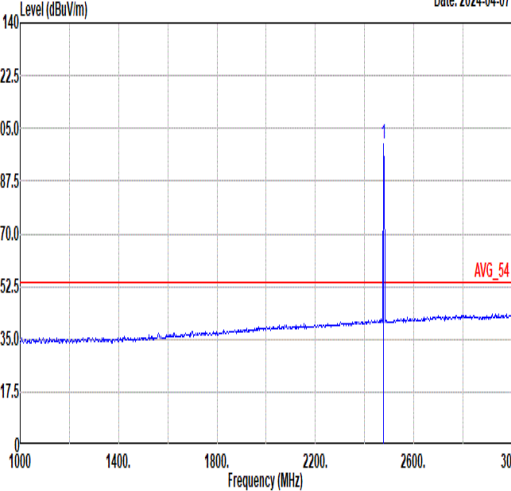


Mode	5																																																																																																																	
	Harmonic																																																																																																																	
	2400-2483.5_Bluetooth-LE_CH38_2478MHz																																																																																																																	
ANT	7																																																																																																																	
Pol.	Horizontal						Vertical																																																																																																											
Peak Avg	<div><div>Level (dBuV/m)</div><div>Date: 2024-04-15</div><div>Frequency (MHz)</div></div>						<div><div>Level (dBuV/m)</div><div>Date: 2024-04-15</div><div>Frequency (MHz)</div></div>																																																																																																											
	<table><tr><th></th><th>Limit</th><th>Read</th><th>Ant</th><th>Cable</th><th>Preamp</th><th>APos</th><th>TPos</th></tr><tr><th>Freq</th><th>Level</th><th>Line</th><th>Margin</th><th>Level</th><th>Factor</th><th>Loss</th><th>Factor</th><th>Remark</th></tr><tr><th></th><th>MHz</th><th>dBuV/m</th><th>dBuV/m</th><th>dB</th><th>dBuV</th><th>dB/m</th><th>dB</th><th>cm</th><th>deg</th></tr><tr><td>1</td><td>4956.00</td><td>46.54</td><td>74.00</td><td>-27.46</td><td>52.05</td><td>34.88</td><td>11.13</td><td>51.52</td><td>--</td><td>--</td><td>Peak</td></tr><tr><td>2</td><td>7434.00</td><td>46.97</td><td>74.00</td><td>-27.03</td><td>48.80</td><td>36.37</td><td>12.99</td><td>51.19</td><td>--</td><td>--</td><td>Peak</td></tr></table>							Limit	Read	Ant	Cable	Preamp	APos	TPos	Freq	Level	Line	Margin	Level	Factor	Loss	Factor	Remark		MHz	dBuV/m	dBuV/m	dB	dBuV	dB/m	dB	cm	deg	1	4956.00	46.54	74.00	-27.46	52.05	34.88	11.13	51.52	--	--	Peak	2	7434.00	46.97	74.00	-27.03	48.80	36.37	12.99	51.19	--	--	Peak	<table><tr><th></th><th>Limit</th><th>Read</th><th>Ant</th><th>Cable</th><th>Preamp</th><th>APos</th><th>TPos</th></tr><tr><th>Freq</th><th>Level</th><th>Line</th><th>Margin</th><th>Level</th><th>Factor</th><th>Loss</th><th>Factor</th><th>Remark</th></tr><tr><th></th><th>MHz</th><th>dBuV/m</th><th>dBuV/m</th><th>dB</th><th>dBuV</th><th>dB/m</th><th>dB</th><th>cm</th><th>deg</th></tr><tr><td>1</td><td>4956.00</td><td>45.53</td><td>74.00</td><td>-28.47</td><td>51.04</td><td>34.88</td><td>11.13</td><td>51.52</td><td>--</td><td>--</td><td>Peak</td></tr><tr><td>2</td><td>7434.00</td><td>47.26</td><td>74.00</td><td>-26.74</td><td>49.09</td><td>36.37</td><td>12.99</td><td>51.19</td><td>--</td><td>--</td><td>Peak</td></tr></table>							Limit	Read	Ant	Cable	Preamp	APos	TPos	Freq	Level	Line	Margin	Level	Factor	Loss	Factor	Remark		MHz	dBuV/m	dBuV/m	dB	dBuV	dB/m	dB	cm	deg	1	4956.00	45.53	74.00	-28.47	51.04	34.88	11.13	51.52	--	--	Peak	2	7434.00	47.26	74.00	-26.74	49.09	36.37	12.99	51.19	--	--	Peak
		Limit	Read	Ant	Cable	Preamp	APos	TPos																																																																																																										
Freq	Level	Line	Margin	Level	Factor	Loss	Factor	Remark																																																																																																										
	MHz	dBuV/m	dBuV/m	dB	dBuV	dB/m	dB	cm	deg																																																																																																									
1	4956.00	46.54	74.00	-27.46	52.05	34.88	11.13	51.52	--	--	Peak																																																																																																							
2	7434.00	46.97	74.00	-27.03	48.80	36.37	12.99	51.19	--	--	Peak																																																																																																							
	Limit	Read	Ant	Cable	Preamp	APos	TPos																																																																																																											
Freq	Level	Line	Margin	Level	Factor	Loss	Factor	Remark																																																																																																										
	MHz	dBuV/m	dBuV/m	dB	dBuV	dB/m	dB	cm	deg																																																																																																									
1	4956.00	45.53	74.00	-28.47	51.04	34.88	11.13	51.52	--	--	Peak																																																																																																							
2	7434.00	47.26	74.00	-26.74	49.09	36.37	12.99	51.19	--	--	Peak																																																																																																							

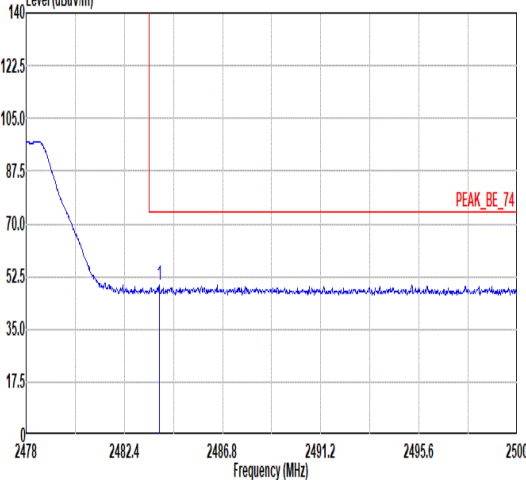
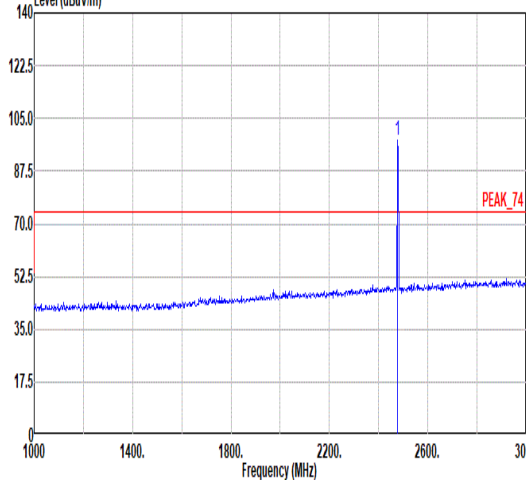
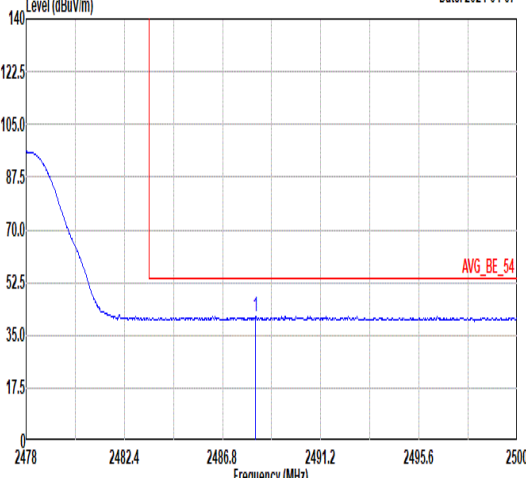
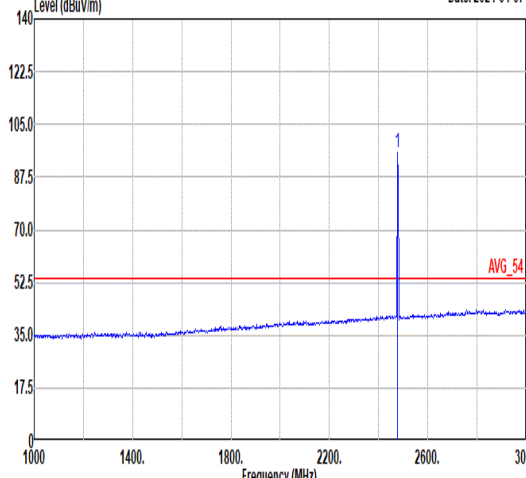


Mode	6																																																																																																																																																																																					
	LF																																																																																																																																																																																					
	2400-2483.5_ Bluetooth-LE_CH38_2478MHz																																																																																																																																																																																					
ANT	7																																																																																																																																																																																					
Pol.	Horizontal					Vertical																																																																																																																																																																																
QP/Peak																																																																																																																																																																																						
	<table><tr><th></th><th>Limit</th><th>Read</th><th>Ant</th><th>Cable</th><th>Preamp</th><th>APos</th><th>TPos</th><th rowspan="2">Remark</th></tr><tr><th>Freq</th><th>Level</th><th>Line</th><th>Margin</th><th>Level</th><th>Factor</th><th>Loss</th><th>Factor</th></tr><tr><th></th><th>MHz</th><th>dBuV/m</th><th>dBuV/m</th><th>dB</th><th>dBuV</th><th>dB/m</th><th>dB</th><th>dB</th></tr><tr><td>1</td><td>35.82</td><td>17.64</td><td>40.00</td><td>-22.36</td><td>25.88</td><td>21.68</td><td>1.28</td><td>31.20</td><td>-- Peak</td></tr><tr><td>2</td><td>152.22</td><td>23.13</td><td>43.50</td><td>-20.37</td><td>35.55</td><td>16.46</td><td>2.21</td><td>31.09</td><td>-- Peak</td></tr><tr><td>3</td><td>266.68</td><td>27.46</td><td>46.00</td><td>-18.54</td><td>36.15</td><td>19.64</td><td>2.57</td><td>30.90</td><td>-- Peak</td></tr><tr><td>4</td><td>315.18</td><td>29.98</td><td>46.00</td><td>-16.02</td><td>38.33</td><td>19.74</td><td>2.78</td><td>30.87</td><td>-- Peak</td></tr><tr><td>5</td><td>604.24</td><td>24.44</td><td>46.00</td><td>-21.56</td><td>26.74</td><td>24.92</td><td>3.77</td><td>30.99</td><td>-- Peak</td></tr><tr><td>6</td><td>831.22</td><td>27.95</td><td>46.00</td><td>-18.05</td><td>28.33</td><td>26.35</td><td>4.34</td><td>31.07</td><td>-- Peak</td></tr></table>						Limit	Read	Ant	Cable	Preamp	APos	TPos	Remark	Freq	Level	Line	Margin	Level	Factor	Loss	Factor		MHz	dBuV/m	dBuV/m	dB	dBuV	dB/m	dB	dB	1	35.82	17.64	40.00	-22.36	25.88	21.68	1.28	31.20	-- Peak	2	152.22	23.13	43.50	-20.37	35.55	16.46	2.21	31.09	-- Peak	3	266.68	27.46	46.00	-18.54	36.15	19.64	2.57	30.90	-- Peak	4	315.18	29.98	46.00	-16.02	38.33	19.74	2.78	30.87	-- Peak	5	604.24	24.44	46.00	-21.56	26.74	24.92	3.77	30.99	-- Peak	6	831.22	27.95	46.00	-18.05	28.33	26.35	4.34	31.07	-- Peak	<table><tr><th></th><th>Limit</th><th>Read</th><th>Ant</th><th>Cable</th><th>Preamp</th><th>APos</th><th>TPos</th><th rowspan="2">Remark</th></tr><tr><th>Freq</th><th>Level</th><th>Line</th><th>Margin</th><th>Level</th><th>Factor</th><th>Loss</th><th>Factor</th></tr><tr><th></th><th>MHz</th><th>dBuV/m</th><th>dBuV/m</th><th>dB</th><th>dBuV</th><th>dB/m</th><th>dB</th><th>dB</th></tr><tr><td>1</td><td>34.85</td><td>29.81</td><td>40.00</td><td>-10.19</td><td>37.44</td><td>22.30</td><td>1.27</td><td>31.20</td><td>-- Peak</td></tr><tr><td>2</td><td>138.64</td><td>21.48</td><td>43.50</td><td>-22.02</td><td>33.00</td><td>17.46</td><td>2.14</td><td>31.12</td><td>-- Peak</td></tr><tr><td>3</td><td>202.66</td><td>22.33</td><td>43.50</td><td>-21.17</td><td>35.45</td><td>15.50</td><td>2.28</td><td>30.90</td><td>-- Peak</td></tr><tr><td>4</td><td>265.71</td><td>24.96</td><td>46.00</td><td>-21.04</td><td>33.57</td><td>19.72</td><td>2.57</td><td>30.90</td><td>-- Peak</td></tr><tr><td>5</td><td>314.21</td><td>25.83</td><td>46.00</td><td>-20.17</td><td>34.21</td><td>19.72</td><td>2.77</td><td>30.87</td><td>-- Peak</td></tr><tr><td>6</td><td>647.89</td><td>24.74</td><td>46.00</td><td>-21.26</td><td>26.61</td><td>25.19</td><td>3.84</td><td>30.90</td><td>-- Peak</td></tr></table>						Limit	Read	Ant	Cable	Preamp	APos	TPos	Remark	Freq	Level	Line	Margin	Level	Factor	Loss	Factor		MHz	dBuV/m	dBuV/m	dB	dBuV	dB/m	dB	dB	1	34.85	29.81	40.00	-10.19	37.44	22.30	1.27	31.20	-- Peak	2	138.64	21.48	43.50	-22.02	33.00	17.46	2.14	31.12	-- Peak	3	202.66	22.33	43.50	-21.17	35.45	15.50	2.28	30.90	-- Peak	4	265.71	24.96	46.00	-21.04	33.57	19.72	2.57	30.90	-- Peak	5	314.21	25.83	46.00	-20.17	34.21	19.72	2.77	30.87	-- Peak	6	647.89	24.74	46.00	-21.26	26.61	25.19	3.84	30.90	-- Peak
		Limit	Read	Ant	Cable	Preamp	APos	TPos	Remark																																																																																																																																																																													
Freq	Level	Line	Margin	Level	Factor	Loss	Factor																																																																																																																																																																															
	MHz	dBuV/m	dBuV/m	dB	dBuV	dB/m	dB	dB																																																																																																																																																																														
1	35.82	17.64	40.00	-22.36	25.88	21.68	1.28	31.20	-- Peak																																																																																																																																																																													
2	152.22	23.13	43.50	-20.37	35.55	16.46	2.21	31.09	-- Peak																																																																																																																																																																													
3	266.68	27.46	46.00	-18.54	36.15	19.64	2.57	30.90	-- Peak																																																																																																																																																																													
4	315.18	29.98	46.00	-16.02	38.33	19.74	2.78	30.87	-- Peak																																																																																																																																																																													
5	604.24	24.44	46.00	-21.56	26.74	24.92	3.77	30.99	-- Peak																																																																																																																																																																													
6	831.22	27.95	46.00	-18.05	28.33	26.35	4.34	31.07	-- Peak																																																																																																																																																																													
	Limit	Read	Ant	Cable	Preamp	APos	TPos	Remark																																																																																																																																																																														
Freq	Level	Line	Margin	Level	Factor	Loss	Factor																																																																																																																																																																															
	MHz	dBuV/m	dBuV/m	dB	dBuV	dB/m	dB	dB																																																																																																																																																																														
1	34.85	29.81	40.00	-10.19	37.44	22.30	1.27	31.20	-- Peak																																																																																																																																																																													
2	138.64	21.48	43.50	-22.02	33.00	17.46	2.14	31.12	-- Peak																																																																																																																																																																													
3	202.66	22.33	43.50	-21.17	35.45	15.50	2.28	30.90	-- Peak																																																																																																																																																																													
4	265.71	24.96	46.00	-21.04	33.57	19.72	2.57	30.90	-- Peak																																																																																																																																																																													
5	314.21	25.83	46.00	-20.17	34.21	19.72	2.77	30.87	-- Peak																																																																																																																																																																													
6	647.89	24.74	46.00	-21.26	26.61	25.19	3.84	30.90	-- Peak																																																																																																																																																																													

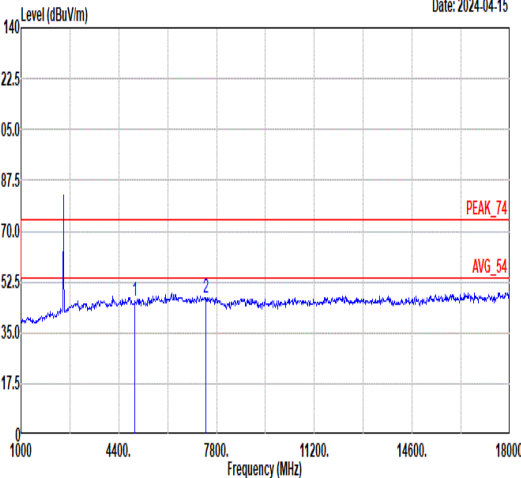
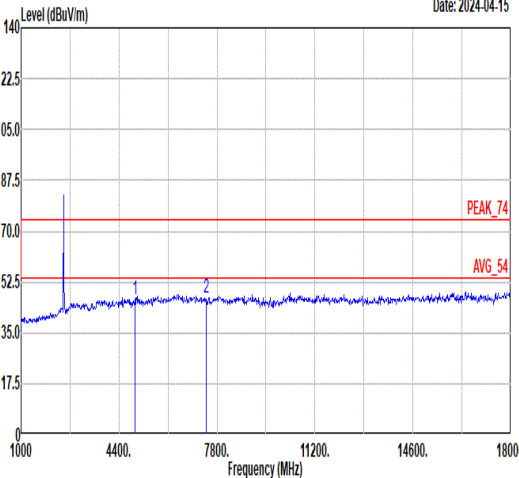


Mode	7																																																		
	Band Edge																																																		
	2400-2483.5_Bluetooth-LE_CH38_2478MHz+LTE B13 Link Co-colation																																																		
ANT	7																																																		
Pol.	Horizontal																																																		
Peak	<div><div><div>Level (dBuV/m)</div><div>Date: 2024-04-07</div><div>PEAK_BE_74</div></div><table><thead><tr><th></th><th>Limit</th><th>Read</th><th>Ant</th><th>Cable</th><th>Preamp</th><th>APos</th><th>TPos</th><th></th></tr><tr><th>Freq</th><th>Level</th><th>Line</th><th>Margin</th><th>Level</th><th>Factor</th><th>Loss</th><th>Factor</th><th>Remark</th></tr><tr><th></th><th>MHz</th><th>dBuV/m</th><th>dBuV/m</th><th>dB</th><th>dBuV</th><th>dB/m</th><th>dB</th><th>cm</th><th>deg</th></tr></thead><tbody><tr><td>1</td><td>2497.89</td><td>49.31</td><td>74.00</td><td>-24.69</td><td>41.02</td><td>32.50</td><td>7.89</td><td>32.10</td><td>364</td><td>157</td><td>PEAK</td></tr></tbody></table></div>												Limit	Read	Ant	Cable	Preamp	APos	TPos		Freq	Level	Line	Margin	Level	Factor	Loss	Factor	Remark		MHz	dBuV/m	dBuV/m	dB	dBuV	dB/m	dB	cm	deg	1	2497.89	49.31	74.00	-24.69	41.02	32.50	7.89	32.10	364	157	PEAK
		Limit	Read	Ant	Cable	Preamp	APos	TPos																																											
	Freq	Level	Line	Margin	Level	Factor	Loss	Factor	Remark																																										
	MHz	dBuV/m	dBuV/m	dB	dBuV	dB/m	dB	cm	deg																																										
1	2497.89	49.31	74.00	-24.69	41.02	32.50	7.89	32.10	364	157	PEAK																																								
Fundamental	<div><div><div>Level (dBuV/m)</div><div>Date: 2024-04-07</div><div>PEAK_74</div></div><table><thead><tr><th></th><th>Limit</th><th>Read</th><th>Ant</th><th>Cable</th><th>Preamp</th><th>APos</th><th>TPos</th><th></th></tr><tr><th>Freq</th><th>Level</th><th>Line</th><th>Margin</th><th>Level</th><th>Factor</th><th>Loss</th><th>Factor</th><th>Remark</th></tr><tr><th></th><th>MHz</th><th>dBuV/m</th><th>dBuV/m</th><th>dB</th><th>dBuV</th><th>dB/m</th><th>dB</th><th>cm</th><th>deg</th></tr></thead><tbody><tr><td>1</td><td>2478.00</td><td>101.90</td><td>-----</td><td>-----</td><td>93.67</td><td>32.45</td><td>7.87</td><td>32.09</td><td>364</td><td>157</td><td>PEAK</td></tr></tbody></table></div>												Limit	Read	Ant	Cable	Preamp	APos	TPos		Freq	Level	Line	Margin	Level	Factor	Loss	Factor	Remark		MHz	dBuV/m	dBuV/m	dB	dBuV	dB/m	dB	cm	deg	1	2478.00	101.90	-----	-----	93.67	32.45	7.87	32.09	364	157	PEAK
		Limit	Read	Ant	Cable	Preamp	APos	TPos																																											
	Freq	Level	Line	Margin	Level	Factor	Loss	Factor	Remark																																										
	MHz	dBuV/m	dBuV/m	dB	dBuV	dB/m	dB	cm	deg																																										
1	2478.00	101.90	-----	-----	93.67	32.45	7.87	32.09	364	157	PEAK																																								
Avg	<div><div><div>Level (dBuV/m)</div><div>Date: 2024-04-07</div><div>AVG_BE_54</div></div><table><thead><tr><th></th><th>Limit</th><th>Read</th><th>Ant</th><th>Cable</th><th>Preamp</th><th>APos</th><th>TPos</th><th></th></tr><tr><th>Freq</th><th>Level</th><th>Line</th><th>Margin</th><th>Level</th><th>Factor</th><th>Loss</th><th>Factor</th><th>Remark</th></tr><tr><th></th><th>MHz</th><th>dBuV/m</th><th>dBuV/m</th><th>dB</th><th>dBuV</th><th>dB/m</th><th>dB</th><th>cm</th><th>deg</th></tr></thead><tbody><tr><td>1</td><td>2487.94</td><td>41.28</td><td>54.00</td><td>-12.72</td><td>33.03</td><td>32.47</td><td>7.88</td><td>32.10</td><td>364</td><td>157</td><td>AVERAGE</td></tr></tbody></table></div>												Limit	Read	Ant	Cable	Preamp	APos	TPos		Freq	Level	Line	Margin	Level	Factor	Loss	Factor	Remark		MHz	dBuV/m	dBuV/m	dB	dBuV	dB/m	dB	cm	deg	1	2487.94	41.28	54.00	-12.72	33.03	32.47	7.88	32.10	364	157	AVERAGE
		Limit	Read	Ant	Cable	Preamp	APos	TPos																																											
	Freq	Level	Line	Margin	Level	Factor	Loss	Factor	Remark																																										
	MHz	dBuV/m	dBuV/m	dB	dBuV	dB/m	dB	cm	deg																																										
1	2487.94	41.28	54.00	-12.72	33.03	32.47	7.88	32.10	364	157	AVERAGE																																								
Avg	<div><div><div>Level (dBuV/m)</div><div>Date: 2024-04-07</div><div>AVG_54</div></div><table><thead><tr><th></th><th>Limit</th><th>Read</th><th>Ant</th><th>Cable</th><th>Preamp</th><th>APos</th><th>TPos</th><th></th></tr><tr><th>Freq</th><th>Level</th><th>Line</th><th>Margin</th><th>Level</th><th>Factor</th><th>Loss</th><th>Factor</th><th>Remark</th></tr><tr><th></th><th>MHz</th><th>dBuV/m</th><th>dBuV/m</th><th>dB</th><th>dBuV</th><th>dB/m</th><th>dB</th><th>cm</th><th>deg</th></tr></thead><tbody><tr><td>1</td><td>2478.00</td><td>100.00</td><td>-----</td><td>-----</td><td>91.77</td><td>32.45</td><td>7.87</td><td>32.09</td><td>364</td><td>157</td><td>AVERAGE</td></tr></tbody></table></div>												Limit	Read	Ant	Cable	Preamp	APos	TPos		Freq	Level	Line	Margin	Level	Factor	Loss	Factor	Remark		MHz	dBuV/m	dBuV/m	dB	dBuV	dB/m	dB	cm	deg	1	2478.00	100.00	-----	-----	91.77	32.45	7.87	32.09	364	157	AVERAGE
		Limit	Read	Ant	Cable	Preamp	APos	TPos																																											
	Freq	Level	Line	Margin	Level	Factor	Loss	Factor	Remark																																										
	MHz	dBuV/m	dBuV/m	dB	dBuV	dB/m	dB	cm	deg																																										
1	2478.00	100.00	-----	-----	91.77	32.45	7.87	32.09	364	157	AVERAGE																																								



Mode	7																																																																																									
	Band Edge																																																																																									
	2400-2483.5_Bluetooth-LE_CH38_2478MHz+LTE B13 Link Co-colation																																																																																									
ANT	7																																																																																									
Pol.	Vertical						Fundamental																																																																																			
Peak	<div><div>Level (dBuV/m)</div><div><div>Date: 2024-04-07</div></div><div>PEAK_BE_74</div></div>						<div><div>Level (dBuV/m)</div><div><div>Date: 2024-04-07</div></div><div>PEAK_74</div></div>																																																																																			
	<table><tr><th></th><th>Limit</th><th>Read</th><th>Ant</th><th>Cable</th><th>Preamp</th><th>APos</th><th>TPos</th><th></th></tr><tr><th>Freq</th><th>Level</th><th>Line</th><th>Margin</th><th>Level</th><th>Factor</th><th>Loss</th><th>Factor</th><th>Remark</th></tr><tr><th></th><th>MHz</th><th>dBuV/m</th><th>dBuV/m</th><th>dB</th><th>dBuV</th><th>dB/m</th><th>dB</th><th>cm</th><th>deg</th></tr><tr><td>1</td><td>2483.96</td><td>49.73</td><td>74.00</td><td>-24.27</td><td>41.49</td><td>32.46</td><td>7.88</td><td>32.10</td><td>363</td><td>115</td><td>PEAK</td></tr></table>							Limit	Read	Ant	Cable	Preamp	APos	TPos		Freq	Level	Line	Margin	Level	Factor	Loss	Factor	Remark		MHz	dBuV/m	dBuV/m	dB	dBuV	dB/m	dB	cm	deg	1	2483.96	49.73	74.00	-24.27	41.49	32.46	7.88	32.10	363	115	PEAK	<table><tr><th></th><th>Limit</th><th>Read</th><th>Ant</th><th>Cable</th><th>Preamp</th><th>APos</th><th>TPos</th><th></th></tr><tr><th>Freq</th><th>Level</th><th>Line</th><th>Margin</th><th>Level</th><th>Factor</th><th>Loss</th><th>Factor</th><th>Remark</th></tr><tr><th></th><th>MHz</th><th>dBuV/m</th><th>dBuV/m</th><th>dB</th><th>dBuV</th><th>dB/m</th><th>dB</th><th>cm</th><th>deg</th></tr><tr><td>1</td><td>2478.00</td><td>97.77</td><td>-----</td><td>-----</td><td>89.54</td><td>32.45</td><td>7.87</td><td>32.09</td><td>363</td><td>115</td><td>PEAK</td></tr></table>						Limit	Read	Ant	Cable	Preamp	APos	TPos		Freq	Level	Line	Margin	Level	Factor	Loss	Factor	Remark		MHz	dBuV/m	dBuV/m	dB	dBuV	dB/m	dB	cm	deg	1	2478.00	97.77	-----	-----	89.54	32.45	7.87	32.09	363	115
	Limit	Read	Ant	Cable	Preamp	APos	TPos																																																																																			
Freq	Level	Line	Margin	Level	Factor	Loss	Factor	Remark																																																																																		
	MHz	dBuV/m	dBuV/m	dB	dBuV	dB/m	dB	cm	deg																																																																																	
1	2483.96	49.73	74.00	-24.27	41.49	32.46	7.88	32.10	363	115	PEAK																																																																															
	Limit	Read	Ant	Cable	Preamp	APos	TPos																																																																																			
Freq	Level	Line	Margin	Level	Factor	Loss	Factor	Remark																																																																																		
	MHz	dBuV/m	dBuV/m	dB	dBuV	dB/m	dB	cm	deg																																																																																	
1	2478.00	97.77	-----	-----	89.54	32.45	7.87	32.09	363	115	PEAK																																																																															
Avg	<div><div>Level (dBuV/m)</div><div><div>Date: 2024-04-07</div></div><div>AVG_BE_54</div></div>						<div><div>Level (dBuV/m)</div><div><div>Date: 2024-04-07</div></div><div>AVG_54</div></div>																																																																																			
	<table><tr><th></th><th>Limit</th><th>Read</th><th>Ant</th><th>Cable</th><th>Preamp</th><th>APos</th><th>TPos</th><th></th></tr><tr><th>Freq</th><th>Level</th><th>Line</th><th>Margin</th><th>Level</th><th>Factor</th><th>Loss</th><th>Factor</th><th>Remark</th></tr><tr><th></th><th>MHz</th><th>dBuV/m</th><th>dBuV/m</th><th>dB</th><th>dBuV</th><th>dB/m</th><th>dB</th><th>cm</th><th>deg</th></tr><tr><td>1</td><td>2488.27</td><td>41.09</td><td>54.00</td><td>-12.91</td><td>32.84</td><td>32.47</td><td>7.88</td><td>32.10</td><td>363</td><td>115</td><td>AVERAGE</td></tr></table>							Limit	Read	Ant	Cable	Preamp	APos	TPos		Freq	Level	Line	Margin	Level	Factor	Loss	Factor	Remark		MHz	dBuV/m	dBuV/m	dB	dBuV	dB/m	dB	cm	deg	1	2488.27	41.09	54.00	-12.91	32.84	32.47	7.88	32.10	363	115	AVERAGE	<table><tr><th></th><th>Limit</th><th>Read</th><th>Ant</th><th>Cable</th><th>Preamp</th><th>APos</th><th>TPos</th><th></th></tr><tr><th>Freq</th><th>Level</th><th>Line</th><th>Margin</th><th>Level</th><th>Factor</th><th>Loss</th><th>Factor</th><th>Remark</th></tr><tr><th></th><th>MHz</th><th>dBuV/m</th><th>dBuV/m</th><th>dB</th><th>dBuV</th><th>dB/m</th><th>dB</th><th>cm</th><th>deg</th></tr><tr><td>1</td><td>2478.00</td><td>95.88</td><td>-----</td><td>-----</td><td>87.65</td><td>32.45</td><td>7.87</td><td>32.09</td><td>363</td><td>115</td><td>AVERAGE</td></tr></table>						Limit	Read	Ant	Cable	Preamp	APos	TPos		Freq	Level	Line	Margin	Level	Factor	Loss	Factor	Remark		MHz	dBuV/m	dBuV/m	dB	dBuV	dB/m	dB	cm	deg	1	2478.00	95.88	-----	-----	87.65	32.45	7.87	32.09	363	115
	Limit	Read	Ant	Cable	Preamp	APos	TPos																																																																																			
Freq	Level	Line	Margin	Level	Factor	Loss	Factor	Remark																																																																																		
	MHz	dBuV/m	dBuV/m	dB	dBuV	dB/m	dB	cm	deg																																																																																	
1	2488.27	41.09	54.00	-12.91	32.84	32.47	7.88	32.10	363	115	AVERAGE																																																																															
	Limit	Read	Ant	Cable	Preamp	APos	TPos																																																																																			
Freq	Level	Line	Margin	Level	Factor	Loss	Factor	Remark																																																																																		
	MHz	dBuV/m	dBuV/m	dB	dBuV	dB/m	dB	cm	deg																																																																																	
1	2478.00	95.88	-----	-----	87.65	32.45	7.87	32.09	363	115	AVERAGE																																																																															



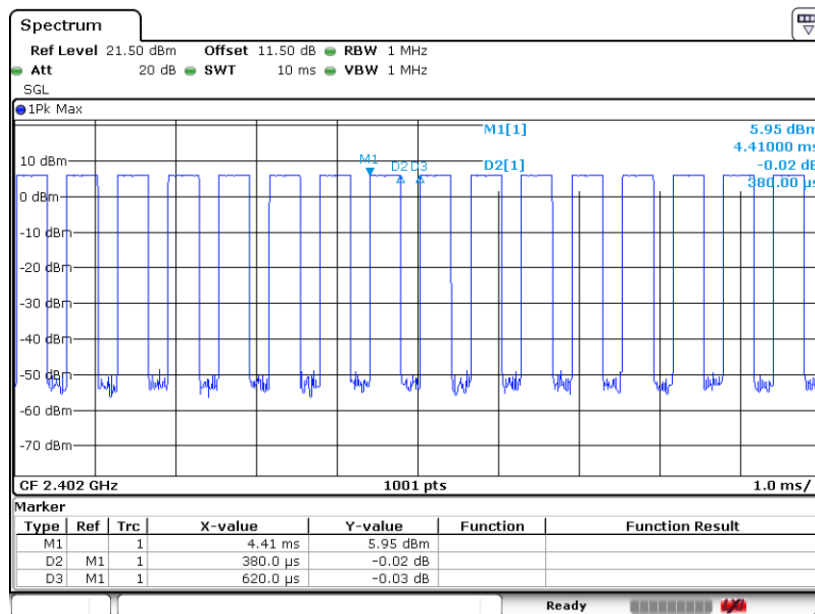
Mode	7																																																																																																																	
	Harmonic																																																																																																																	
	2400-2483.5_Bluetooth-LE_CH38_2478MHz+LTE B13 Link Co-colation																																																																																																																	
ANT	7																																																																																																																	
Pol.	Horizontal						Vertical																																																																																																											
Peak Avg																																																																																																																		
	<table><thead><tr><th></th><th>Limit</th><th>Read</th><th>Ant</th><th>Cable</th><th>Preamp</th><th>APos</th><th>TPos</th></tr><tr><th>Freq</th><th>Level</th><th>Line</th><th>Margin</th><th>Level</th><th>Factor</th><th>Loss</th><th>Factor</th><th>Remark</th></tr><tr><th></th><th>MHz</th><th>dBuV/m</th><th>dBuV/m</th><th>dB</th><th>dBuV</th><th>dB/m</th><th>dB</th><th>cm</th><th>deg</th></tr></thead><tbody><tr><td>1</td><td>4956.00</td><td>46.13</td><td>74.00</td><td>-27.87</td><td>51.64</td><td>34.88</td><td>11.13</td><td>51.52</td><td>--</td><td>--</td><td>Peak</td></tr><tr><td>2</td><td>7434.00</td><td>47.22</td><td>74.00</td><td>-26.78</td><td>49.05</td><td>36.37</td><td>12.99</td><td>51.19</td><td>--</td><td>--</td><td>Peak</td></tr></tbody></table>							Limit	Read	Ant	Cable	Preamp	APos	TPos	Freq	Level	Line	Margin	Level	Factor	Loss	Factor	Remark		MHz	dBuV/m	dBuV/m	dB	dBuV	dB/m	dB	cm	deg	1	4956.00	46.13	74.00	-27.87	51.64	34.88	11.13	51.52	--	--	Peak	2	7434.00	47.22	74.00	-26.78	49.05	36.37	12.99	51.19	--	--	Peak	<table><thead><tr><th></th><th>Limit</th><th>Read</th><th>Ant</th><th>Cable</th><th>Preamp</th><th>APos</th><th>TPos</th></tr><tr><th>Freq</th><th>Level</th><th>Line</th><th>Margin</th><th>Level</th><th>Factor</th><th>Loss</th><th>Factor</th><th>Remark</th></tr><tr><th></th><th>MHz</th><th>dBuV/m</th><th>dBuV/m</th><th>dB</th><th>dBuV</th><th>dB/m</th><th>dB</th><th>cm</th><th>deg</th></tr></thead><tbody><tr><td>1</td><td>4956.00</td><td>46.23</td><td>74.00</td><td>-27.77</td><td>51.74</td><td>34.88</td><td>11.13</td><td>51.52</td><td>--</td><td>--</td><td>Peak</td></tr><tr><td>2</td><td>7434.00</td><td>46.85</td><td>74.00</td><td>-27.15</td><td>48.68</td><td>36.37</td><td>12.99</td><td>51.19</td><td>--</td><td>--</td><td>Peak</td></tr></tbody></table>							Limit	Read	Ant	Cable	Preamp	APos	TPos	Freq	Level	Line	Margin	Level	Factor	Loss	Factor	Remark		MHz	dBuV/m	dBuV/m	dB	dBuV	dB/m	dB	cm	deg	1	4956.00	46.23	74.00	-27.77	51.74	34.88	11.13	51.52	--	--	Peak	2	7434.00	46.85	74.00	-27.15	48.68	36.37	12.99	51.19	--	--	Peak
		Limit	Read	Ant	Cable	Preamp	APos	TPos																																																																																																										
Freq	Level	Line	Margin	Level	Factor	Loss	Factor	Remark																																																																																																										
	MHz	dBuV/m	dBuV/m	dB	dBuV	dB/m	dB	cm	deg																																																																																																									
1	4956.00	46.13	74.00	-27.87	51.64	34.88	11.13	51.52	--	--	Peak																																																																																																							
2	7434.00	47.22	74.00	-26.78	49.05	36.37	12.99	51.19	--	--	Peak																																																																																																							
	Limit	Read	Ant	Cable	Preamp	APos	TPos																																																																																																											
Freq	Level	Line	Margin	Level	Factor	Loss	Factor	Remark																																																																																																										
	MHz	dBuV/m	dBuV/m	dB	dBuV	dB/m	dB	cm	deg																																																																																																									
1	4956.00	46.23	74.00	-27.77	51.74	34.88	11.13	51.52	--	--	Peak																																																																																																							
2	7434.00	46.85	74.00	-27.15	48.68	36.37	12.99	51.19	--	--	Peak																																																																																																							

Note: the highest signals over limit is BLE co-location fundamental signal.

Appendix D. Duty Cycle Plots

Band	Duty Cycle(%)	T(ms)	1/T(kHz)	VBW Setting
Bluetooth LE 1Mbps	61.290	0.38	2.632	3KHz
Bluetooth LE 2Mbps	30.645	0.19	5.263	10KHZ

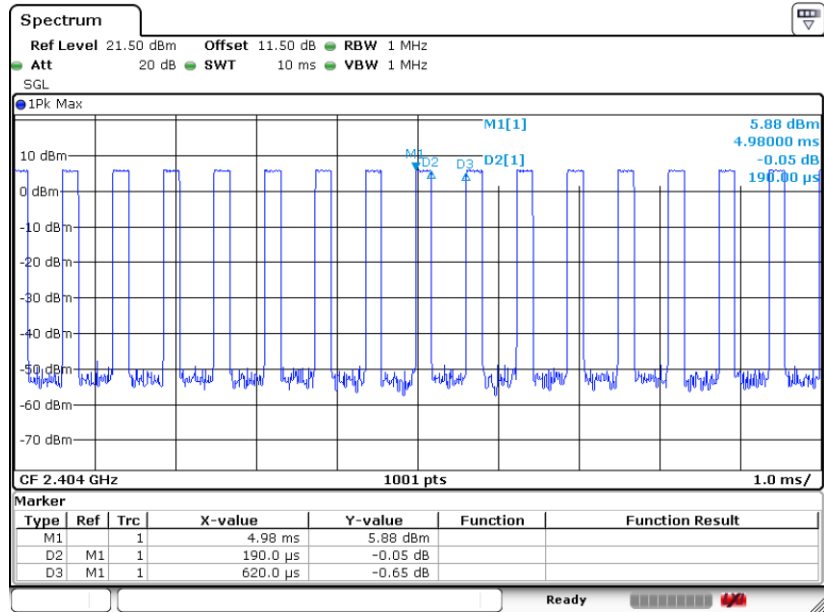
Bluetooth LE 1Mbps



Date: 29.MAR.2024 13:13:06



Bluetooth LE 2Mbps



Date: 29.MAR.2024 13:18:15