

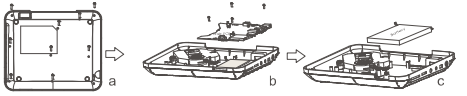
Rechargeable battery use

This device utilizes long-life Lithium-ion battery for portable power supply. The battery has no memory effect and thus can be recharged safely regardless Whether it's fully or partially discharged. It's enough to recharge no longer than 5hour each time. Fully recharged battery can last up to 3hour for dvd play and up to 6hour for wifi surfing (when system brightness and volume set at medium). When press (power button), there will be charging status shown on the screen while the device is charging in shutdown state.

Note:

- *As soon as low power indicated on screen while operating, please recharge the battery immediately to avoid inconvenience of sudden shutdown.
- *Please regularly charge battery should the device not use for long to keep battery in good condition.
- *Using and Maintaining rechargeable battery
 - The normal working temperature is: 0℃~ 40℃
 - Always unplug AC adaptor/DC adaptor from the device when not in use.
 - It'll get warm and hot when continue to play, it's normal, while avoid long time playing unattended.
- *Avoid colliding with other objects, and place away from possible heat source and humidity environment.

Removal Of Waste Battery

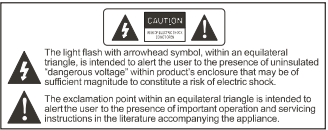


Before to discard EOL unit, please remove the waste battery by below steps:
a. Pull out the screws on the bottom cover by the screwdriver to unpack the unit.
b. Pull out the screws on the Main PCB board by the screwdriver to unpack the PCB board and then the battery can be seen.
c. Remove the battery socket from the board.

Specification

Dimensions	9.9"x7"x1.4" (25.15*17.8*3.52cm)
Net Weight	1.92lb (0.87kg)
LCD	10.1 " 1024 x 600
OS	Android 9.0 Go
Processor	1.3G Hz Quad-Core
Memory	1GB DDR RAM,16GB internal
WI-FI	802.11b/g/n
Disc surport	DVD/VCD/CD/MP3
Connections	Micro-USB, Micro-SD (up to 32GB), Earphone Jack
Battery	3.7V 4400mAh Li-ion18650 battery
Service time	up to 3h with DVD(default setting and test with earbud on) UP TO 6h with wifi(default setting and test with earbud on)
Operating temperature	Between 0°C and 40°C

Safety Precaution

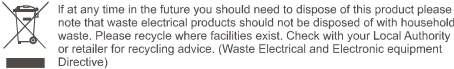


Warning: To reduce the risk of fire or electric shock, do not expose this apparatus to rain or moisture.
1) Please read the instruction manual carefully and follow all the requirements of safe operation to operate the device.
2) Do not use or leave the device in direct sunlight or a hot environment such as a vehicle etc. that is in hot environment. Overheating can damage the device
3) Do not overcharge the device do not leave the device on the charger for very long after the battery has been fully charged
4) Device should be protected from any physical impact or damage and care should be taken not to drop the device
5) Only use the factory supplied charger. The use of unapproved charger or cable may cause the battery to fail, explode and/or damage the device.
6) Do not disassemble, puncture, crush or expose your device to temperatures above 40 °C / 104 °F
7) Keep your device away from fire or water.
8) Keep your device from moisture and extreme temperatures.
9) Should your battery swell or expand, please immediately discontinue use of your device. A probable cause is it having been overheated at some point or overcharged. Please contact us for support .
10) Do not install near any heat sources such as radiators, heat registers, stoves, or other apparatus (including amplifiers) that produce heat.
11) Unplug this unit during lightning storms or when unused for long time.
12) About Cleaning: Unplug the system, use only wet cloth to clean. Do not use liquid detergent or aerosol.
13) Refer all servicing to qualified service personnel, servicing is required when the unit has been damaged in any way, such as power supply cord or plug is damaged, liquid has been spilled or objects have fallen into the unit, exposed to moisture, does not operate normally. Don't try to repair the machine by yourself because of the danger of high voltage and electric shock.
14) Do not use irregular shaped discs such as heart or star-shaped discs as they may cause the unit to malfunction.

This device complies with Part 15 of the FCC Rules. Operation is subject to the following two conditions: (1) This device may not cause harmful interference, and (2) This device must accept any interference received, including interference that may cause undesired operation.
Warning: Changes or modifications to this unit not expressly approved by the party responsible for compliance could void the user's authority to operate the equipment.
NOTE: This equipment has been tested and found to comply with the limits for a Class B digital device, pursuant to Part 15 of the FCC Rules. These limits are designed to provide reasonable protection against harmful interference in a residential installation. This equipment generates, uses and can radiate radio frequency energy and, if not installed and used in accordance with the instructions, may cause harmful interference to radio communications.
However, there is no guarantee that interference will not occur in a particular installation. If this equipment does cause harmful interference to radio or television reception, which can be determined by turning the equipment off and on, the user is encouraged to try to correct the interference by one or more of the following measures:
Reorient or relocate the receiving antenna.
Increase the separation between the equipment and receiver.
Connect the equipment into an outlet on a circuit different from that to which the receiver is connected.
Consult the dealer or an experienced radio/TV technician for help.

Troubleshooting(DVD)

PROBLEM	SOLUTION
No sound or distorted sound	Make sure the machine is connected properly. Make sure all cables are securely inserted into the appropriate jacks.
Can't advance through a movie	You can't advance through the opening credits and warning information that appears at the beginning of movies because the disc is programmed to prohibit that action.
The icon ⓪ appears on screen	The feature or action cannot be completed at this time because: 1. The disc's software restricts it. 2. The disc's software doesn't support the feature (e.g., angles) 3. The feature is not available at the moment. 4. You've requested a title or chapter number that is out of range.
Picture is distorted	The disc might be damaged. Try another disc; It is normal for some distortion to appear during forward or reverse scan.
No forward or reverse scan	Some discs have sections that prohibit rapid scanning or chapter skip. If you try to skip through the warning information and credits at the beginning of a movie, you won't be able to. This part of the movie is often programmed to prohibit skipping through it.
Display shows- "No disk" after inserting DVD	1. Check to see if you may have inserted a blank disc. 2. Remove disk and check to ensure that disc is clean and not scratched. 3. Check to see if you may have inserted a disc that has not yet been finalized. 4. Check to see if you may have inserted the disc correctly;please remove and try to insert disc correctly. 5. Try to play the original DVD disk. please note that some DVD players cannot recognize improperly burned disks. 6. Use a lens cleaning disk or gently wipe the laser pickup lens with dry microfiber cloth.



⚡ Owing to continuous improvement, no prior notice will be given regarding changes on above feature and spec.
Google, Android, Google Play and other marks are trademarks of Google LLC

LIMITED PRODUCT WARRANTY

To make a warranty claim, do not return this product to the store. Please email support@curtiscs.com or call 1-800-968-9853.

90 days Warranty

This product is warranted to be free from defects in material and workmanship for a period of ninety (90) days from the date of original purchase. During this period, your exclusive remedy is repair or replacement of this product or component found to be defective, at our option; however, you are responsible for all costs associated with returning the product to us. If the product or component is no longer available, we will replace with a similar one of equal or greater value. Prior to a replacement being sent, the product must be rendered inoperable or returned to us. This warranty does **not** cover glass, filters, wear from normal use, use not in conformity with the printed directions., or damage to the product resulting from accident, alteration, abuse, or misuse. This warranty extends only to the original consumer purchaser or gift recipient. Keep the original sales receipt, as proof of purchase is required to make a warranty claim. This warranty is void if the product is used for other than single-family household use or subjected to any voltage and waveform other than as on the specified rating on the label (e.g., 120V~60Hz) We exclude all claims for special, incidental, and consequential damages caused by breach of express ommplied warranty. All liability is limited to the amount of the purchase price. **Every implied warranty, including any statutory warranty or condition of merchantability or fitness for a particular purpose, is disclaimed except to the extent prohibited by law, in which case such warranty or condition is limited to the duration of this written warranty.** This warranty gives you specific legal rights. You may have other legal rights that vary depending on where you live. Some states or provinces do not allow limitations on implied warranties or special, incidental, or consequential damages, so the foregoing limitations may not apply to you. For faster service, locate the model, type, and serial numbers on your appliance.

For service assistance and product information please call: 1-800-968-9853.
Curtis International Ltd.
7045 BECKETT DRIVE, UNIT 15, MISSISSAUGA, ON, L5S 2A3
www.curtisint.com