

**Model: WA12**

## User Manual

**Accessories:**  
Wireless transmitter ×1  
Type c-usb data cable ×1  
User manual ×1

### Note:

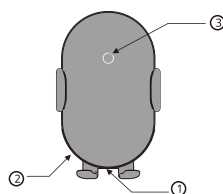
Thank you for your acquisition of this ultra slim, light and portable wireless transmitter, compatible with all Qi devices like Samsung S7/S7 edge, Samsung S8/S8 edge, iPhone8, iPhone8 plus, iPhone12, etc.

For optimum performance and safety, please read this manual carefully before using this product

### Specifications:

Input : 5V/2A ; 9V/2A ; 12V / 2A  
Wireless Output : 5V/1A ; 9V/0.83A ; 9V/1.12A ; 9V / 1.67A  
Product Size: 105\*65.2\*32.9mm  
Charging Efficiency: ≥ 65%  
Transmission Distance: ≤ 6mm

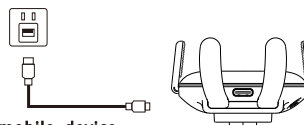
- ① Input port
- ② LED Indicator
- ③ Transmitter



### How to Use

#### Charging your wireless transmitter

1. Charge your wireless transmitter via included Type c-usb data cable. The red LED indicator will be on when plugged into a power adapter, or charge with other power source.
2. Make sure there is no any clutter on the wireless transmitter.
3. Wireless transmitter is ready for your mobile device.



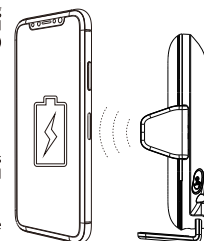
#### Charging mobile device from wireless transmitter

1. Put your mobile device (the phone you used must could support the wireless charging or your phone are equipped with wireless receiver chip) on the wireless transmitter.

2. When your mobile device is charging, the blue LED indicator breath flashes.

3. When your mobile device is fully charged, the Blue and Red indicator off.

4. When the red LED or blue LED indicator flashes quickly, that means there is improper operation.



#### When your wireless transmitter working improperly

- Clean the clutters on the wireless transmitter.
- When the wireless transmitter is over-heating, take your mobile device away from your wireless transmitter. And the transmitter will stop charging automatically when over-heating. Please try charging again when the wireless transmitter cooling down.

#### Remarks

1. The wattage of the power adapter you used need more than 7.5W. We suggest you use the adapter with QC2.0/3.0 Adapter.
2. It's normal that this charger and your smart phone will be hot under operating conditions, and it may be more hotter when charging and using at the same time (such as looping music).

## FCC STATEMENT

This device complies with Part 15 of the FCC rules. Operation is subject to the following two conditions:  
1) this device may not cause harmful interference, and  
2) this device must accept any interference received, including interference that may cause undesired operation.

**Caution:** Changes or modifications not expressly approved by the party responsible for compliance could void your authority to operate the equipment.

#### Radiation Exposure Statement

The device has been evaluated to meet general RF exposure requirement.  
The distance between user and products should be no less than 15cm.