

Appendix D. Setup Photographs

<Conducted Emission>


Remote View










Rear View



<Radiated Emission>**Tx Mode Sample 1 with Battery 1****From 9kHz~30MHz****From 30MHz~1GHz**

<Radiated Emission>**Tx Mode Sample 2 with Battery 1****From 9kHz~30MHz****From 30MHz~1GHz**

<Radiated Emission>**Tx Mode Sample 1 with Battery 2****From 9kHz~30MHz****From 30MHz~1GHz**

<Radiated Emission>**Tx Mode Sample 1 with Battery 3****From 9kHz~30MHz****From 30MHz~1GHz**

————THE END————