





FUNCTION PANELS

	Power Button/Mode To power on, press and hold (3 sec). Short-press to switch modes.
	Volume Up/Next Track Volume UP: Long-Press Next Track: Short-Press
	Volume Down/Previous Track Volume Down: Long-Press Previous Track: Short-Press
	Play/Pause Short-Press to play. Press again to pause

Box Includes:

Bluetooth® Speaker & Micro USB Charging Port

Bluetooth® CONNECTION

1. Power the speaker on. The speaker will automatically enter pairing mode when powered on.
2. From your device's Bluetooth menu, select "AV_SP3565" speaker.
3. When paired successfully, the device will make a tone to confirm the connection has been made.
4. Remember to turn the speaker off after each use.

Note: The speaker will reconnect automatically if your device has been paired previously. Depending on your device's type and configuration, manual reconnection may be required each time.

CHARGING

1. Using a Micro-USB cable (included), insert the jack into the port on back of unit and then plug the USB connector into USB port on the power source.
2. Charge the device until the red LED indicator turns off.
3. Always disconnect the cable when charging is finished.

Note: It will take approximately 1 hour to achieve a full charge.

TROUBLE SHOOTING

No power

- Recharge your speaker using the micro-USB cable. If the problem persists, try using another micro-USB cable.

No response from the unit

- Ensure your Bluetooth device supports an A2DP, AVRCP, or HFP profile.
- Check if both devices are paired and connected to each other.
- Restart the device and try to reconnect.

If this unit is exposed to too much water and stops playing, shake the water out and leave it for a few seconds.



Manufactured by Argento SC under license from Avalanche IP LLC. Avalanche and the Avalanche logo are trademarks of Avalanche IP LLC. The Bluetooth® word mark and logos are registered trademarks owned by Bluetooth SIG, Inc. and any use of such marks by Argento SC is under license.

Designed in New York, Made in China.
New York NY 10018 | support@argentosc.com | www.argentosc.com



FCC Disclaimer:

This device Complies with Part 15 of the FCC Rules. Operation is subject to the following two conditions:

- 1- This device may not cause harmful interference, and
- 2- This device must accept any interference received, including Interference that may cause undesired operation. The manufacturer is not responsible for any radio or TV interference caused by unauthorized modifications to this equipment. Such modifications could void the user authority to operate the equipment.

This equipment has been tested and found to comply with the limits for a Class B digital device, pursuant to Part 15 of the FCC Rules. These limits are designed to provide reasonable protection against harmful interference in a residential installation. This equipment generates, uses, and can radiate radio frequency energy and, if not installed and used in accordance with the instructions, may cause harmful interference to radio communications. However, there is no guarantee that interference will not occur in a particular installation. If this equipment does cause harmful interference to radio or television reception, which can be determined by turning the equipment off

and on, the user is encouraged to try to correct the interference by one or more of the following measures:

- Reorient or relocate the receiving antenna.
- Increase the separation between the equipment and receiver.
- Connect the equipment into an outlet on a circuit different from that to which the receiver is connected.
- Consult the dealer or an experienced radio/TV technician for help or assistance.

The device has been evaluated to meet general RF exposure requirement.
The device can be used in portable exposure condition without restriction.

Electronic and electrical devices disposal

This symbol indicates that electrical and electronic device is to be collected separately.



- This product is designated for separate collection at an appropriate collection point. Do not dispose of as household waste.
- If the device use batteries, they must be removed from the device and disposed in a appropriate collection center.
- If the batteries cannot be removed, do not attempt to do it yourself since it must be done by a qualified professional.
- Separate collection and recycling helps conserve natural resources and prevent negative consequence for human health and the environment that might result from incorrect disposal.

- For more information, contact the retailer or the local authorities in charge of waste management.

SPECIFICATIONS

Model No: SP3565

Working Distance: Approx. 33 ft

Playback Time: Approx. 3.5 Hours

Charge Time: 3 Hours

Speaker Output Power: 3 W

Speaker Impedance: 4 Ω

Battery: 1200mAh Lithium (rechargeable)

Avalanche



CREEK
water-resistant speaker
IMPORTANT: PLEASE READ BEFORE USING THIS PRODUCT