

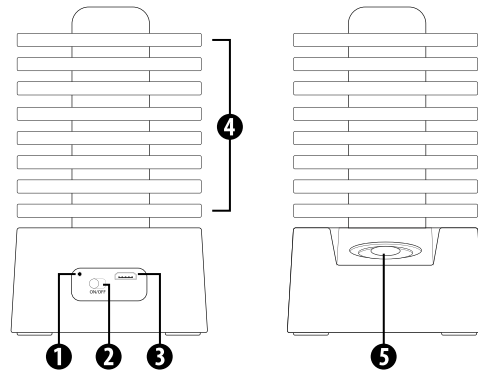


ONE PAGE FOLDED, Black and White Copy

<div data-bbox="323 248 607 300"></div> <div data-bbox="215 342 722 431"><p>PULSE</p><p>BLUETOOTH® MUSIC LIGHT SHOW SPEAKER</p></div> <div data-bbox="286 457 651 964"></div> <div data-bbox="361 990 569 1103"><p>Package Contents:</p><p>Bluetooth® Speaker</p><p>Micro USB Charging Cable</p><p>Manual</p></div> <div data-bbox="342 1146 588 1164"><p>855-999-8041 www.xtremecables.com</p></div>	<div data-bbox="782 252 1072 278"><p>CHARGING BLUETOOTH SPEAKER</p></div> <div data-bbox="782 292 1310 571"><p>Please make sure battery is fully charged before initial use. To charge your Xtreme Pulse Bluetooth Speaker, connect the supplied Micro USB cable into the Micro USB charging port and connect the other end to a USB power outlet (5V adaptor not included). The LED indicator (1) will illuminate RED to indicate that the speaker is charging. Allow approximately 3-4 hours charging time for the speaker to fully charge. When battery is fully charged, the LED will turn OFF.</p></div> <div data-bbox="782 586 1076 609"><p>OPERATING BLUETOOTH SPEAKER</p></div> <div data-bbox="782 623 1310 994"><ol style="list-style-type: none">1. Power the Pulse Speaker on by sliding the ON/OFF Power Switch (2).2. The speaker will enter pairing mode. Enable Bluetooth® search mode on your audio device and search for pairing name “PULSE” and select it on your audio device. Once the speaker is connected, the speaker will prompt a tone that it has been paired successfully.3. Volume and playback settings can be adjusted on your phone or connected audio device.4. Slide the Switch (2) to the OFF position to power down device.</div> <div data-bbox="782 1007 1310 1063"><p>When music is playing, the ambient light panels will illuminate to the beat of the music.</p></div>	<div data-bbox="1377 252 1854 618"></div> <div data-bbox="1362 644 1493 668"><p>FUNCTION KEY</p></div> <div data-bbox="1362 682 1739 775"><table><tr><td>1. LED Indicator</td><td>4. LED Light Panels</td></tr><tr><td>2. Power Switch</td><td>5. Speaker</td></tr><tr><td>3. Micro USB Port</td><td></td></tr></table></div> <div data-bbox="1362 802 1590 826"><p>CARE AND MAINTENANCE</p></div> <div data-bbox="1362 841 1869 971"><ul style="list-style-type: none">• Wipe the product with a damp cloth and dry thoroughly.• Store the product in a dry area.• Do not place the device on or near any hot surfaces.• Please keep this manual in a safe place for future reference.</div> <div data-bbox="1362 985 1467 1009"><p>IMPORTANT</p></div> <div data-bbox="1362 1023 1880 1116"><ul style="list-style-type: none">• Do not use the product if it has been damaged in any way.• Do not use the speaker for anything other than its intended use.• Keep out of reach of children as this product is not a toy.</div>	1. LED Indicator	4. LED Light Panels	2. Power Switch	5. Speaker	3. Micro USB Port		<div data-bbox="2077 260 2312 285"><p>ONE YEAR WARRANTY</p></div> <div data-bbox="1943 305 2442 370"><p>Xtreme warrants its products for ONE YEAR against defects in manufacturing under regular consumer use with original receipt of retail purchase.</p></div> <div data-bbox="1943 390 2442 497"><p>We believe in our products and want to provide you with a replacement, if needed, but we have to know about the problem while the product is still under warranty. If you discover a defect covered by this warranty, please contact us about receiving a replacement. In order to use the products warranty the customer must provide proof of the retailers receipt.</p></div> <div data-bbox="1943 522 2442 623"><p><i>*Any customers outside of the U.S. will be responsible for shipping and handling charges if a replacement is required that is not due to a manufacturing defect. If there is not a manufacturing defect, shipping and handling will be applied.</i></p></div> <div data-bbox="1943 644 2442 709"><p>Xtreme's warranty is limited to our products only. Our warranty does not cover the replacement or repair cost of any third-party accessory, electronic device or personal property.</p></div> <div data-bbox="1943 727 2442 794"><p>For instructions about how to obtain warranty service for your product, please contact Customer Service at customerservice@xtremecables.com</p></div> <div data-bbox="1943 981 2044 1005"><p>SPECIFICATIONS</p></div> <div data-bbox="1943 1012 2107 1116"><p>Bluetooth® Version: 5.0 300mAh Battery 3W Speaker Charging Time: 3-4 Hours Play Time: 2-3 Hours</p></div>	<div data-bbox="2509 256 3005 418"><p>NOTE: This equipment has been tested and found to comply with the limits for a Class B digital device, pursuant to part 15 of the FCC Rules. These limits are designed to provide reasonable protection against harmful interference in a residential installation. This equipment generates uses and can radiate radio frequency energy and, if not installed and used in accordance with the instructions, may cause harmful interference to radio communications. However, there is no guarantee that interference will not occur in a particular installation. If this equipment does cause harmful interference to radio or television reception, which can be determined by turning the equipment off and on, the user is encouraged to try to correct the interference by one or more of the following measures:</p></div> <div data-bbox="2509 489 3005 605"><ul style="list-style-type: none">- Reorient or relocate the receiving antenna.- Increase the separation between the equipment and receiver.-Connect the equipment into an outlet on a circuit different from that to which the receiver is connected.-Consult the dealer or an experienced radio/TV technician for help</div> <div data-bbox="2509 650 3042 698"><p>Changes or modifications not expressly approved by the party responsible for compliance could void the user's authority to operate the equipment.</p></div> <div data-bbox="2509 708 3042 753"><p>This device complies with Part 15 of the FCC Rules. Operation is subject to the following two conditions:</p></div> <div data-bbox="2509 765 3023 838"><ul style="list-style-type: none">(1) this device may not cause harmful interference, and(2) this device must accept any interference received, including interference that may cause undesired operation.</div>
1. LED Indicator	4. LED Light Panels									
2. Power Switch	5. Speaker									
3. Micro USB Port										