Mode	18	
	Harmonic	
	U-NII-2C_5.47-5.725_802.11n HT20_CH140_5700MHz	
ANT	SISO	
Pol.	Horizontal	Vertical
Peak Avg	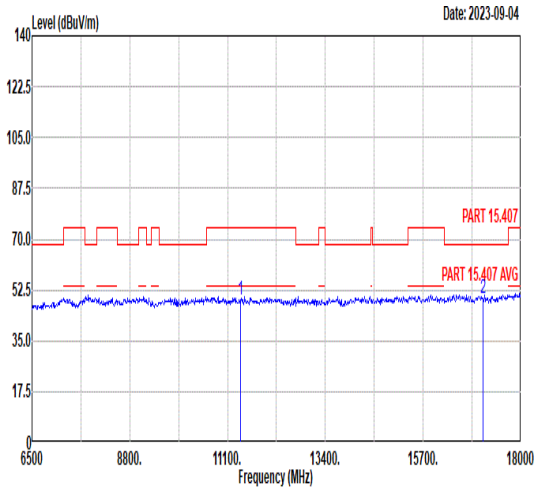 Freq Level Limit Line Margin (dB) Read Level Ant Factor Cable Loss Preamp Factor APos TPos Remark MHz dBuV/m dBuV/m dBuV dB/m dB dB cm deg 1 11400.00 49.05 74.00 -24.95 46.87 38.12 14.78 50.72 --- --- Peak 2 17100.00 49.62 68.30 -18.68 41.89 42.00 17.53 51.80 --- --- Peak	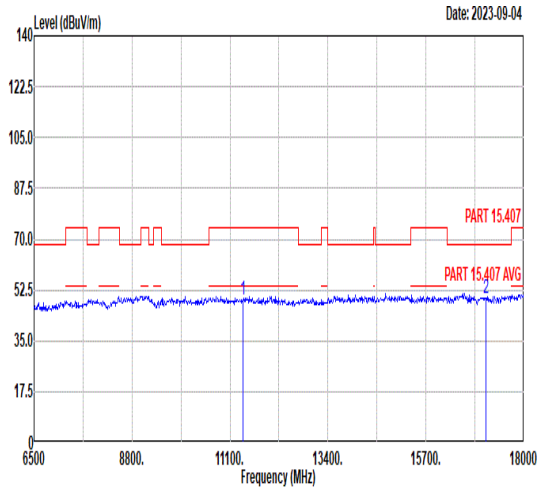 Freq Level Limit Line Margin (dB) Read Level Ant Factor Cable Loss Preamp Factor APos TPos Remark MHz dBuV/m dBuV/m dBuV dB/m dB dB cm deg 1 11400.00 48.88 74.00 -25.12 46.70 38.12 14.78 50.72 --- --- Peak 2 17100.00 49.86 68.30 -18.44 42.13 42.00 17.53 51.80 --- --- Peak

Mode	19	
	Band Edge - L	
	U-NII-1_5.15-5.25_802.11n HT40_CH38_5190MHz	
ANT	SISO	
Pol.	Horizontal	Fundamental
Peak	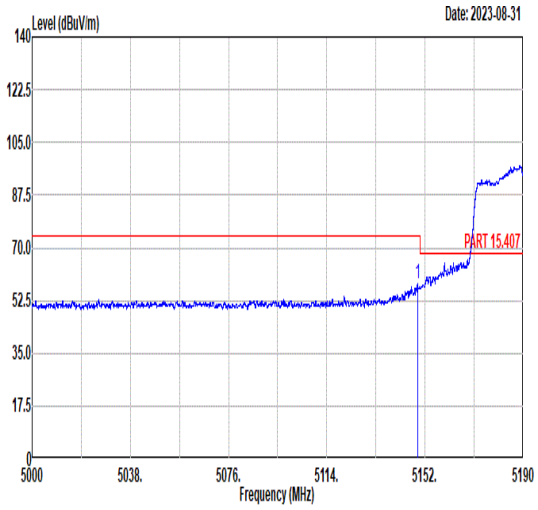 Freq Level Limit Line Margin (dB) Read Level Ant Factor Cable Loss Preamp Factor APos TPos Remark MHz dBuV/m dBuV/m dBuV dB/m dB dB cm deg 1 5149.06 58.01 74.00 -15.99 43.83 34.87 11.09 31.78 354 266 PEAK	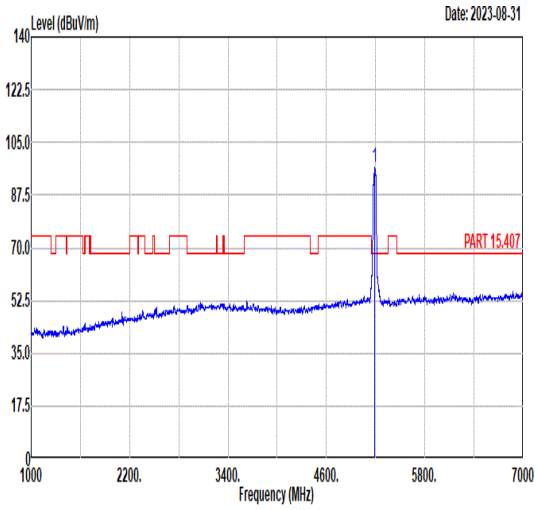 Freq Level Limit Line Margin (dB) Read Level Ant Factor Cable Loss Preamp Factor APos TPos Remark MHz dBuV/m dBuV/m dBuV dB/m dB dB cm deg 1 5190.00 96.83 ------ ------ 82.74 34.86 11.06 31.83 354 266 PEAK
Avg	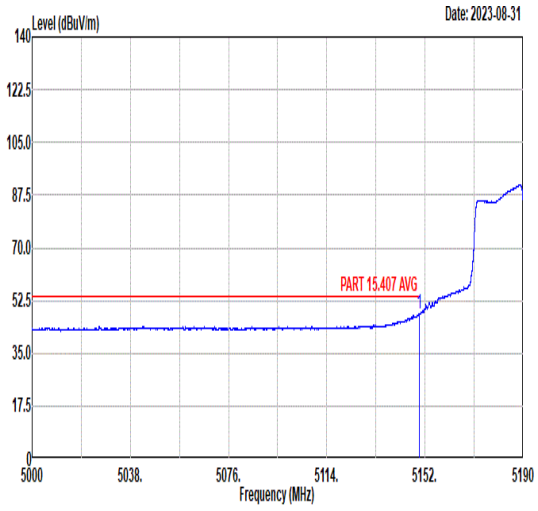 Freq Level Limit Line Margin (dB) Read Level Ant Factor Cable Loss Preamp Factor APos TPos Remark MHz dBuV/m dBuV/m dBuV dB/m dB dB cm deg 1 5149.83 48.15 54.00 -5.85 33.97 34.87 11.09 31.78 354 266 AVERAGE	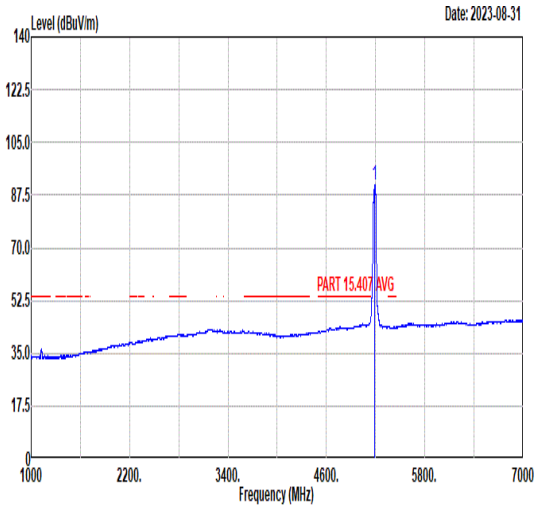 Freq Level Limit Line Margin (dB) Read Level Ant Factor Cable Loss Preamp Factor APos TPos Remark MHz dBuV/m dBuV/m dBuV dB/m dB dB cm deg 1 5190.00 91.05 ------ ------ 76.96 34.86 11.06 31.83 354 266 AVERAGE

Mode	19	
	Band Edge - R	
	U-NII-1_5.15-5.25_802.11n HT40_CH38_5190MHz	
ANT	SISO	
Pol.	Horizontal	Fundamental
Peak	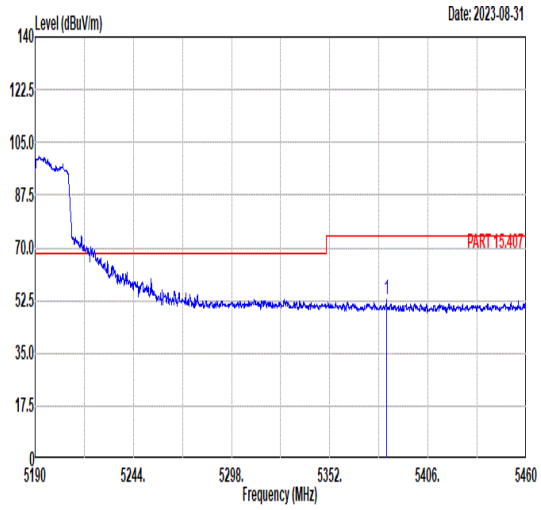 Freq Level Limit Line Margin (dB) Read Level Ant Factor Cable Loss Preamp Factor APos TPos Remark MHz dBuV/m dBuV/m dBuV dB/m dB dB cm deg 1 5383.19 52.64 74.00 -21.36 38.97 34.82 10.92 32.07 354 266 PEAK	Blank
Avg	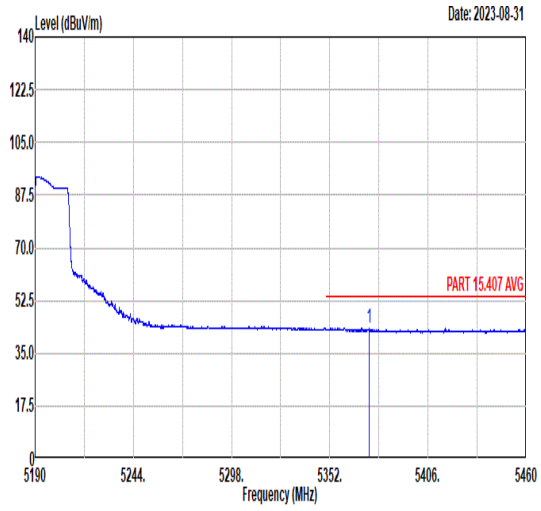 Freq Level Limit Line Margin (dB) Read Level Ant Factor Cable Loss Preamp Factor APos TPos Remark MHz dBuV/m dBuV/m dBuV dB/m dB dB cm deg 1 5373.76 43.28 54.00 -10.72 29.58 34.83 10.93 32.06 354 266 AVERAGE	Blank

Mode	19	
	Band Edge - L	
	U-NII-1_5.15-5.25_802.11n HT40_CH38_5190MHz	
ANT	SISO	
Pol.	Vertical	Fundamental
Peak	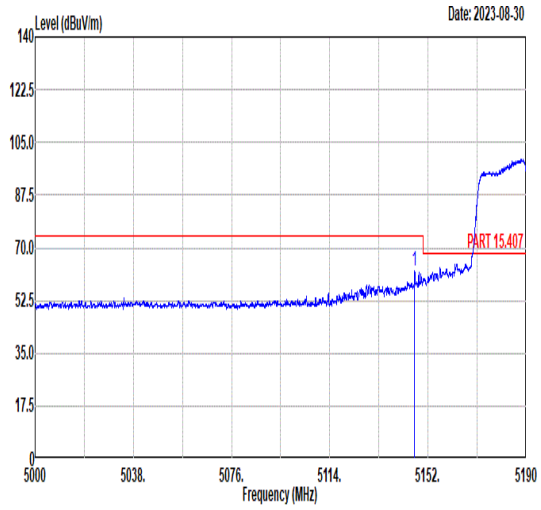 Freq Level Limit Line Margin (dB) Read Level Ant Factor Cable Loss Preamp Factor APos TPos Remark 1 5146.79 62.47 74.00 -11.53 48.29 34.87 11.09 31.78 200 164 PEAK	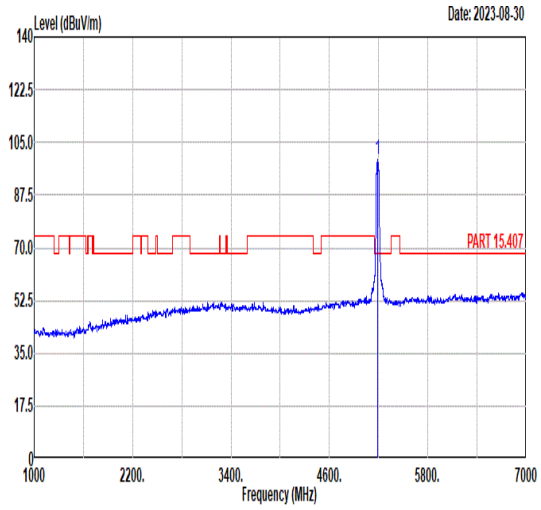 Freq Level Limit Line Margin (dB) Read Level Ant Factor Cable Loss Preamp Factor APos TPos Remark 1 5190.00 99.26 ------ ------ 85.15 34.86 11.07 31.82 200 164 PEAK
Avg	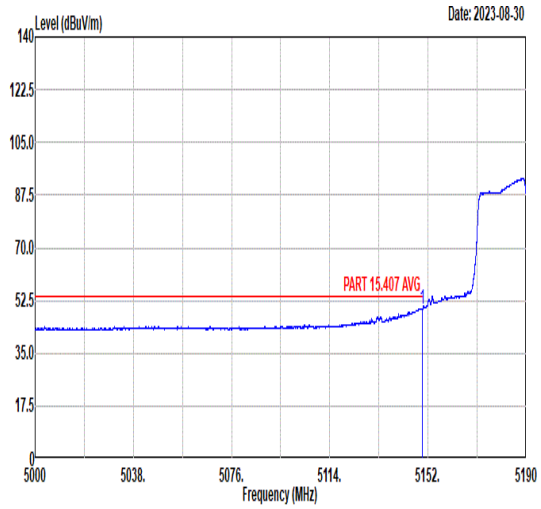 Freq Level Limit Line Margin (dB) Read Level Ant Factor Cable Loss Preamp Factor APos TPos Remark 1 5149.82 49.92 54.00 -4.08 35.74 34.87 11.09 31.78 200 164 AVERAGE	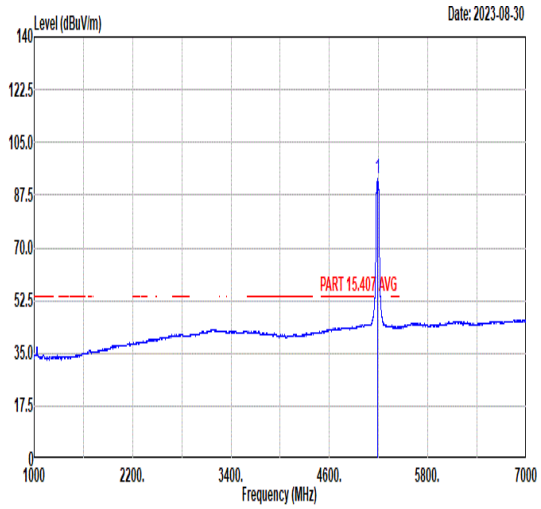 Freq Level Limit Line Margin (dB) Read Level Ant Factor Cable Loss Preamp Factor APos TPos Remark 1 5190.00 92.94 ------ ------ 78.83 34.86 11.07 31.82 200 164 AVERAGE

Mode	19	
	Band Edge - R	
	U-NII-1_5.15-5.25_802.11n HT40_CH38_5190MHz	
ANT	SISO	
Pol.	Vertical	Fundamental
Peak	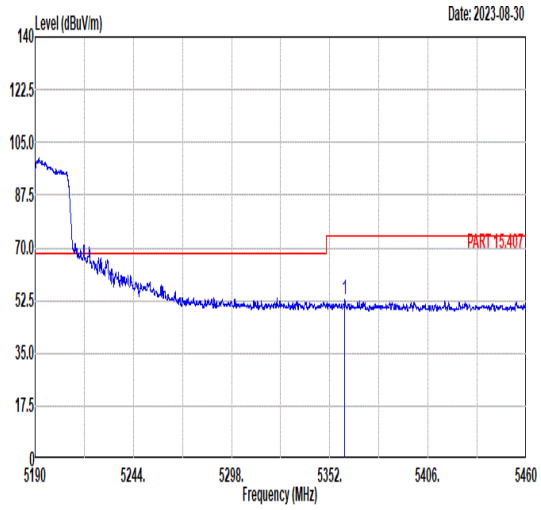 Freq Level Limit Line Margin (dB) Read Level Ant Factor Cable Loss Preamp Factor APos TPos Remark MHz dBuV/m dBuV/m dBuV dB/m dB dB cm deg 1 5360.26 52.62 74.00 -21.38 38.89 34.83 10.94 32.04 200 164 PEAK	Blank
Avg	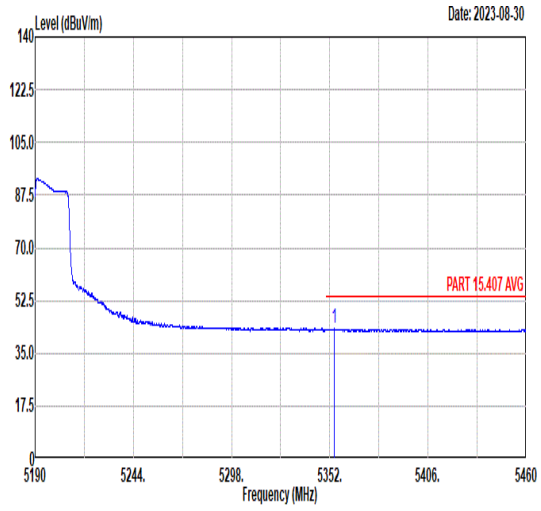 Freq Level Limit Line Margin (dB) Read Level Ant Factor Cable Loss Preamp Factor APos TPos Remark MHz dBuV/m dBuV/m dBuV dB/m dB dB cm deg 1 5354.59 43.11 54.00 -10.89 29.37 34.83 10.94 32.03 200 164 AVERAGE	Blank

Mode	20	
	Band Edge - L	
	U-NII-1_5.15-5.25_802.11n HT40_CH46_5230MHz	
ANT	SISO	
Pol.	Horizontal	Fundamental
Peak	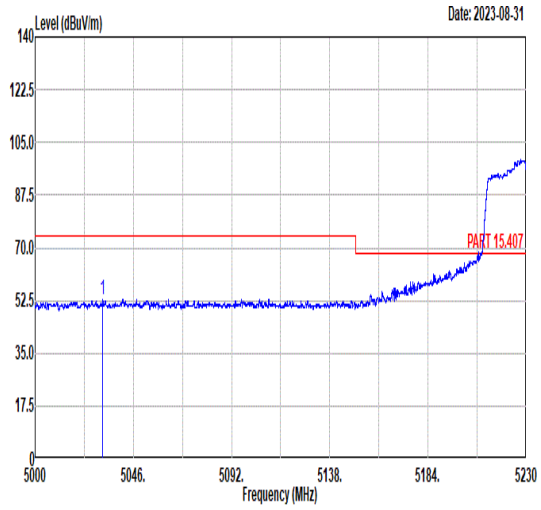 Freq Level Limit Line Margin (dB) Read Level Ant Factor Cable Loss Preamp Factor APos TPos Remark MHz dBuV/m dBuV/m dBuV dB/m dB dB cm deg 1 5031.63 53.03 74.00 -20.97 38.62 34.89 11.15 31.63 304 179 PEAK	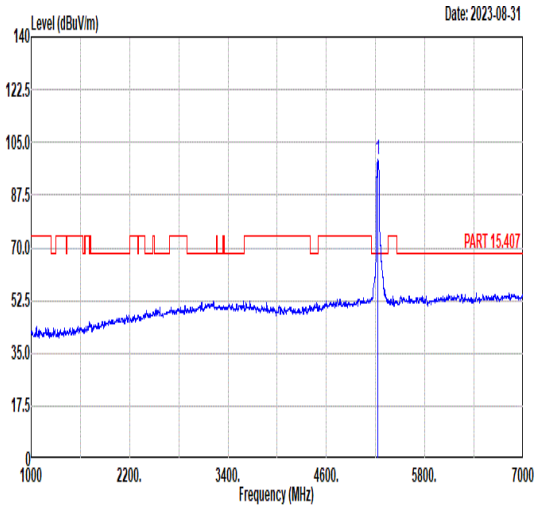 Freq Level Limit Line Margin (dB) Read Level Ant Factor Cable Loss Preamp Factor APos TPos Remark MHz dBuV/m dBuV/m dBuV dB/m dB dB cm deg 1 5230.00 99.33 ------ ------ 85.32 34.85 11.04 31.88 304 179 PEAK
Avg	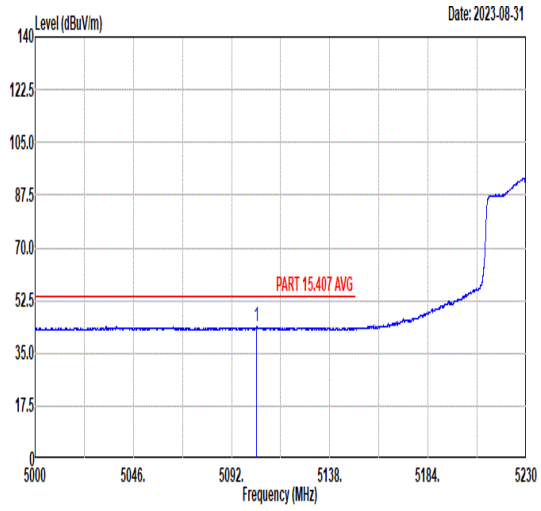 Freq Level Limit Line Margin (dB) Read Level Ant Factor Cable Loss Preamp Factor APos TPos Remark MHz dBuV/m dBuV/m dBuV dB/m dB dB cm deg 1 5103.85 43.76 54.00 -10.24 29.49 34.88 11.11 31.72 304 179 AVERAGE	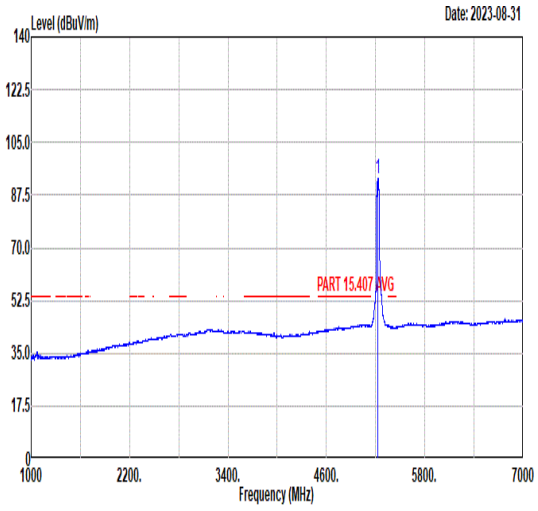 Freq Level Limit Line Margin (dB) Read Level Ant Factor Cable Loss Preamp Factor APos TPos Remark MHz dBuV/m dBuV/m dBuV dB/m dB dB cm deg 1 5230.00 93.22 ------ ------ 79.21 34.85 11.04 31.88 304 179 AVERAGE

Mode	20	
	Band Edge - R	
	U-NII-1_5.15-5.25_802.11n HT40_CH46_5230MHz	
ANT	SISO	
Pol.	Horizontal	Fundamental
Peak	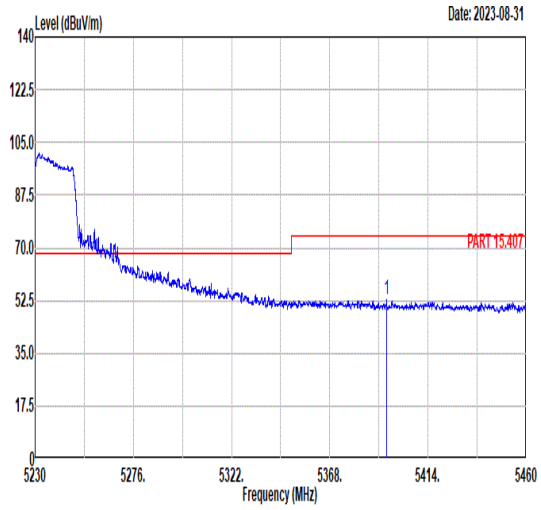 Freq Level Limit Line Margin (dB) Read Level Ant Factor Cable Loss Preamp Factor APos TPos Remark MHz dBuV/m dBuV/m dBuV dB/m dB dB cm deg 1 5394.59 52.87 74.00 -21.13 39.22 34.82 10.91 32.08 304 179 PEAK	Blank
Avg	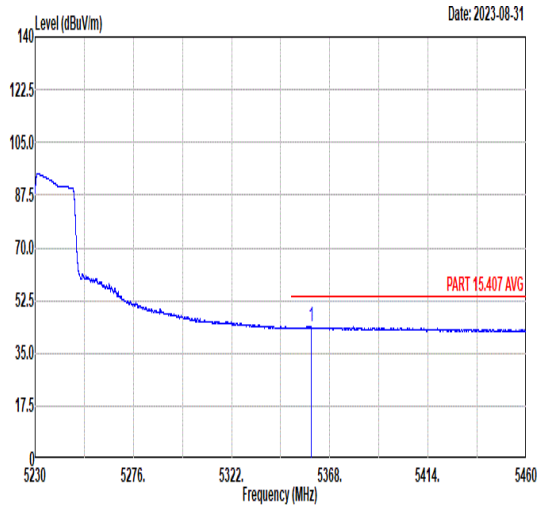 Freq Level Limit Line Margin (dB) Read Level Ant Factor Cable Loss Preamp Factor APos TPos Remark MHz dBuV/m dBuV/m dBuV dB/m dB dB cm deg 1 5359.15 43.86 54.00 -10.14 30.13 34.83 10.94 32.04 304 179 AVERAGE	Blank

Mode	20	
	Band Edge - L	
	U-NII-1_5.15-5.25_802.11n HT40_CH46_5230MHz	
ANT	SISO	
Pol.	Vertical	Fundamental
Peak	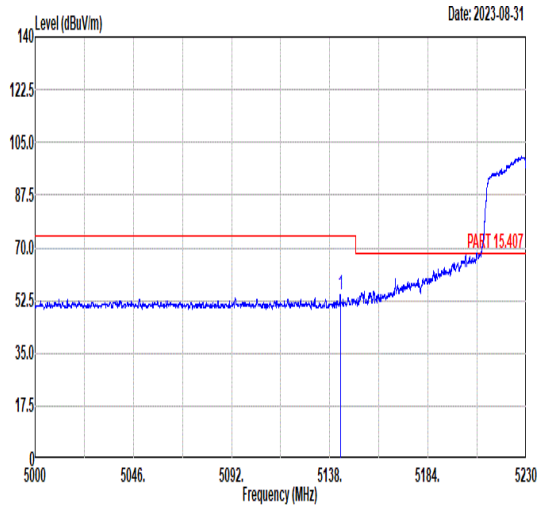 Freq Level Limit Line Margin (dB) Read Level Ant Factor Cable Loss Preamp Factor APos TPos Remark 1 5142.97 54.38 74.00 -19.62 40.19 34.87 11.09 31.77 100 218 PEAK	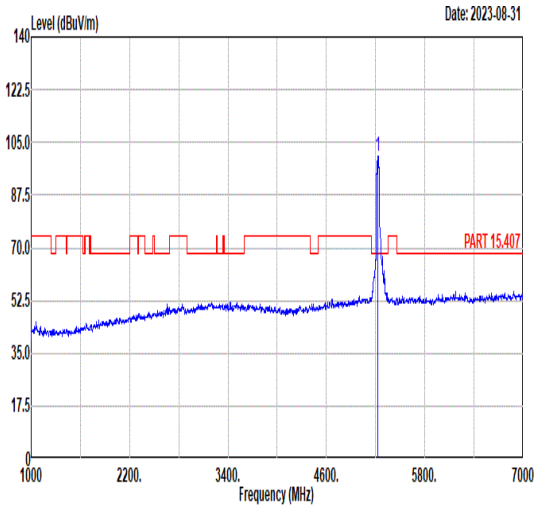 Freq Level Limit Line Margin (dB) Read Level Ant Factor Cable Loss Preamp Factor APos TPos Remark 1 5230.00 100.38 ------ ------ 86.37 34.85 11.04 31.88 100 218 PEAK
Avg	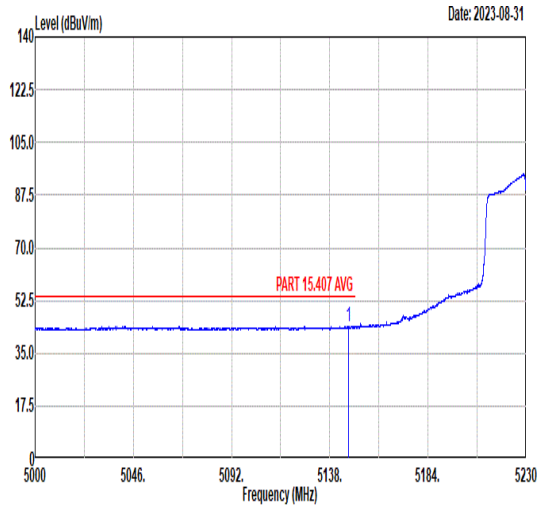 Freq Level Limit Line Margin (dB) Read Level Ant Factor Cable Loss Preamp Factor APos TPos Remark 1 5146.63 43.98 54.00 -10.02 29.80 34.87 11.09 31.78 100 218 AVERAGE	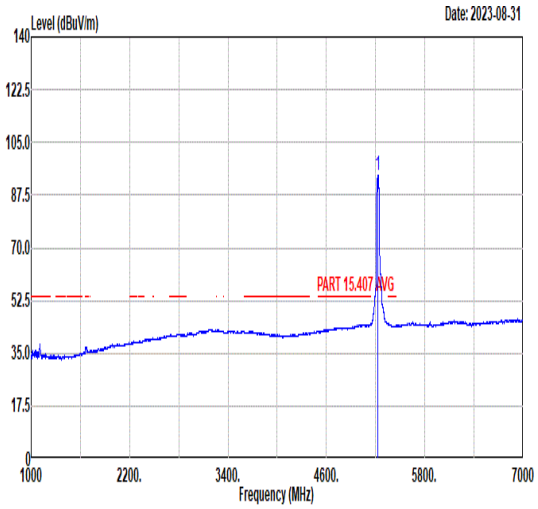 Freq Level Limit Line Margin (dB) Read Level Ant Factor Cable Loss Preamp Factor APos TPos Remark 1 5230.00 94.20 ------ ------ 80.19 34.85 11.04 31.88 100 218 AVERAGE

Mode	20	
	Band Edge - R	
	U-NII-1_5.15-5.25_802.11n HT40_CH46_5230MHz	
ANT	SISO	
Pol.	Vertical	Fundamental
Peak	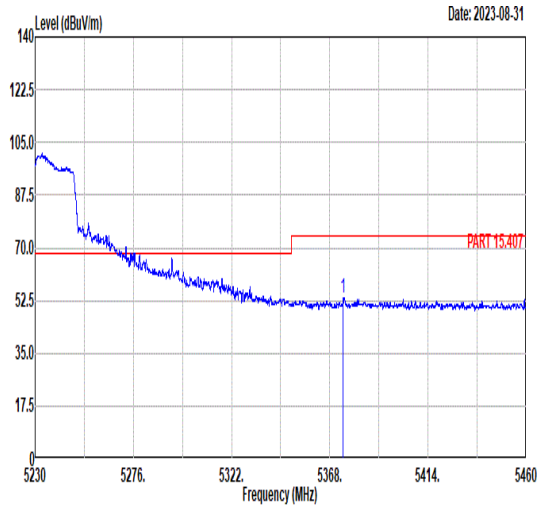 Freq Level Limit Line Margin (dB) Read Level Ant Factor Cable Loss Preamp Factor APos TPos Remark MHz dBuV/m dBuV/m dBuV dB/m dB dB cm deg 1 5374.35 53.30 74.00 -20.70 39.60 34.83 10.93 32.06 100 218 PEAK	Blank
Avg	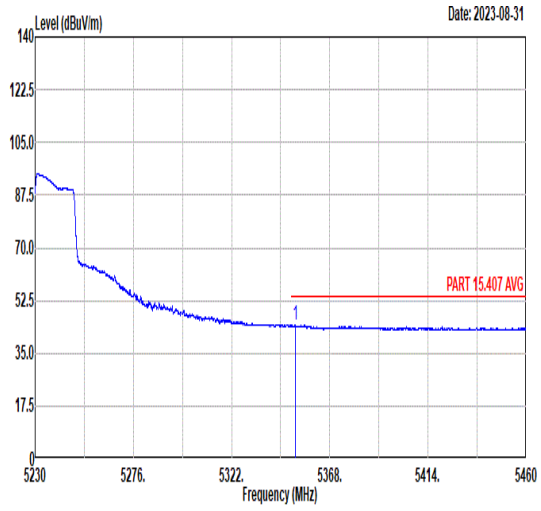 Freq Level Limit Line Margin (dB) Read Level Ant Factor Cable Loss Preamp Factor APos TPos Remark MHz dBuV/m dBuV/m dBuV dB/m dB dB cm deg 1 5351.81 44.27 54.00 -9.73 30.53 34.83 10.94 32.03 100 218 AVERAGE	Blank

Mode	21	
	Band Edge - L	
	U-NII-2A_5.25-5.35_802.11n HT40_CH54_5270MHz	
ANT	SISO	
Pol.	Horizontal	Fundamental
Peak	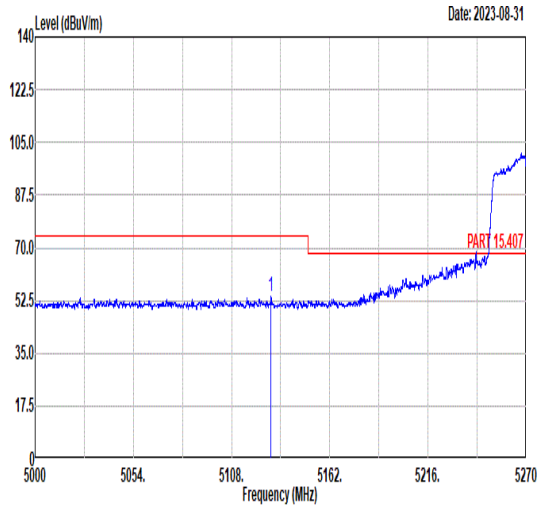 Freq Level Limit Line Margin (dB) Read Level Ant Factor Cable Loss Preamp Factor APos TPos Remark MHz dBuV/m dBuV/m dBuV dB/m dB dB cm deg 1 5129.76 53.65 74.00 -20.35 39.44 34.87 11.10 31.76 306 179 PEAK	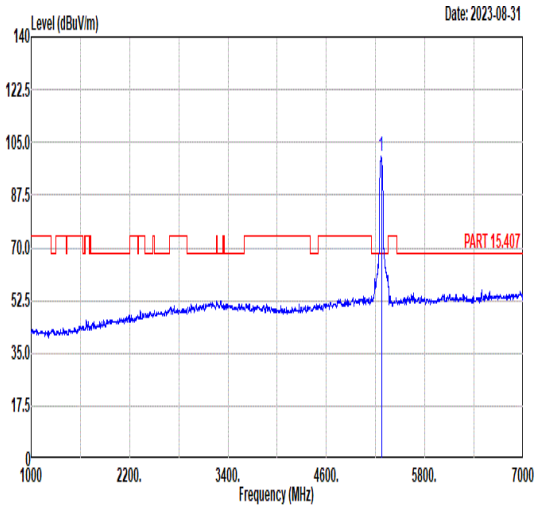 Freq Level Limit Line Margin (dB) Read Level Ant Factor Cable Loss Preamp Factor APos TPos Remark MHz dBuV/m dBuV/m dBuV dB/m dB dB cm deg 1 5270.00 100.43 ------ ------ 86.49 34.85 11.01 31.92 306 179 PEAK
Avg	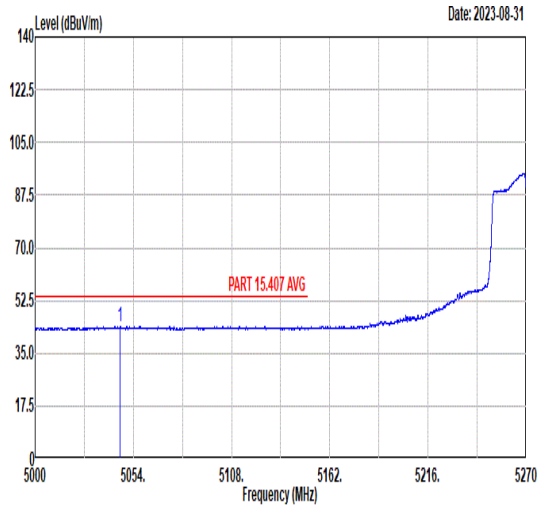 Freq Level Limit Line Margin (dB) Read Level Ant Factor Cable Loss Preamp Factor APos TPos Remark MHz dBuV/m dBuV/m dBuV dB/m dB dB cm deg 1 5046.79 44.02 54.00 -9.98 29.64 34.89 11.14 31.65 306 179 AVERAGE	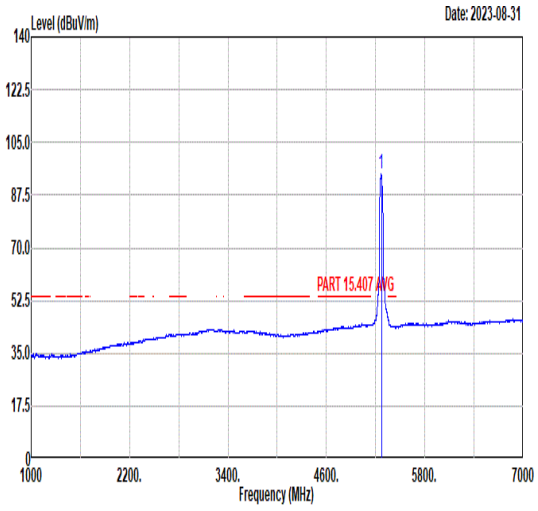 Freq Level Limit Line Margin (dB) Read Level Ant Factor Cable Loss Preamp Factor APos TPos Remark MHz dBuV/m dBuV/m dBuV dB/m dB dB cm deg 1 5270.00 94.64 ------ ------ 80.70 34.85 11.01 31.92 306 179 AVERAGE

Mode	21	
	Band Edge - R	
	U-NII-2A_5.25-5.35_802.11n HT40_CH54_5270MHz	
ANT	SISO	
Pol.	Horizontal	Fundamental
Peak	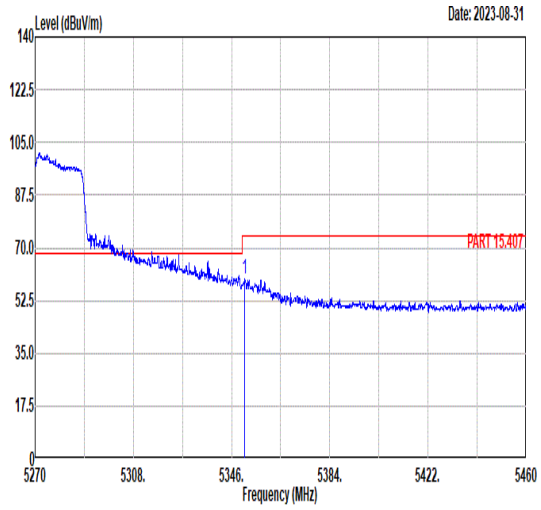 Freq Level Limit Line Margin (dB) Read Level Ant Factor Cable Loss Preamp Factor APos TPos Remark MHz dBuV/m dBuV/m dBuV dB/m dB dB cm deg 1 5351.05 59.55 74.00 -14.45 45.81 34.83 10.94 32.03 306 179 PEAK	Blank
Avg	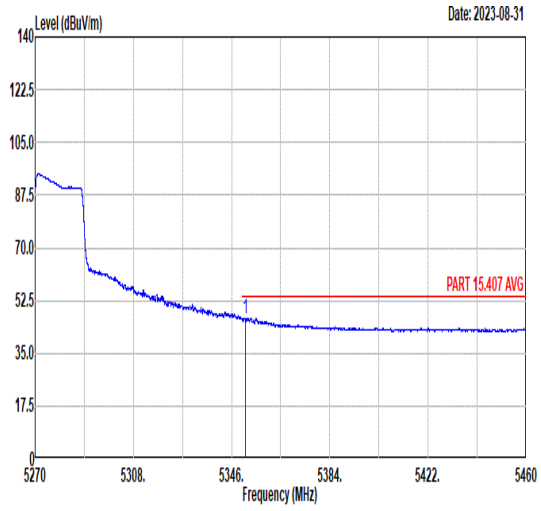 Freq Level Limit Line Margin (dB) Read Level Ant Factor Cable Loss Preamp Factor APos TPos Remark MHz dBuV/m dBuV/m dBuV dB/m dB dB cm deg 1 5351.43 46.66 54.00 -7.34 32.92 34.83 10.94 32.03 306 179 AVERAGE	Blank

Mode	21	
	Band Edge - L	
	U-NII-2A_5.25-5.35_802.11n HT40_CH54_5270MHz	
ANT	SISO	
Pol.	Vertical	Fundamental
Peak	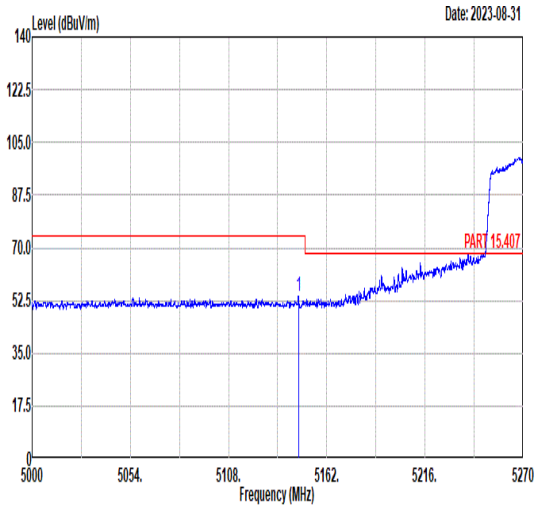 Freq Level Limit Line Margin (dB) Read Level Ant Factor Cable Loss Preamp Factor APos TPos Remark 1 5146.48 53.89 74.00 -20.11 39.71 34.87 11.09 31.78 100 218 PEAK	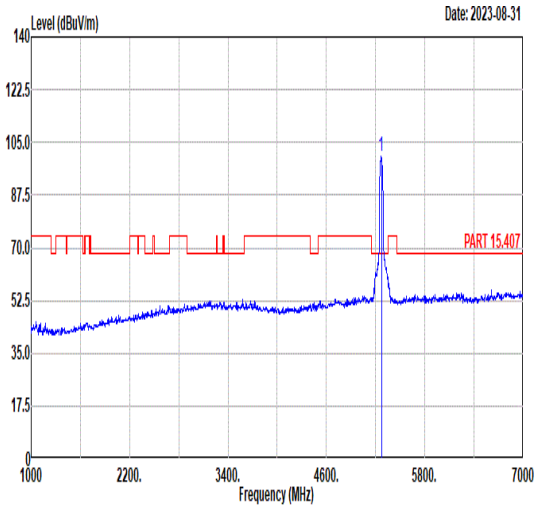 Freq Level Limit Line Margin (dB) Read Level Ant Factor Cable Loss Preamp Factor APos TPos Remark 1 5270.00 100.30 ------ ------ 86.36 34.85 11.01 31.92 100 218 PEAK
Avg	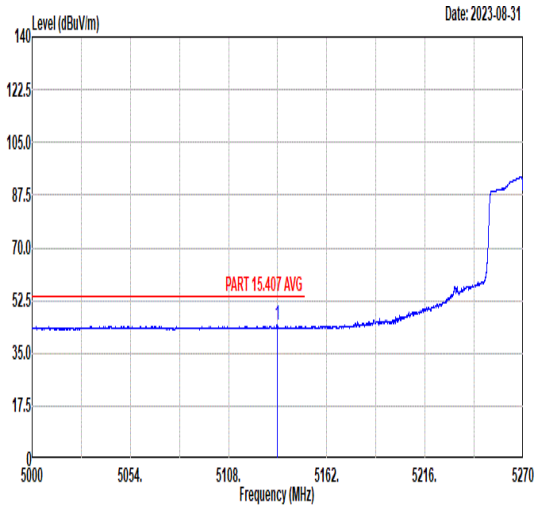 Freq Level Limit Line Margin (dB) Read Level Ant Factor Cable Loss Preamp Factor APos TPos Remark 1 5134.60 44.35 54.00 -9.65 30.15 34.87 11.09 31.76 100 218 AVERAGE	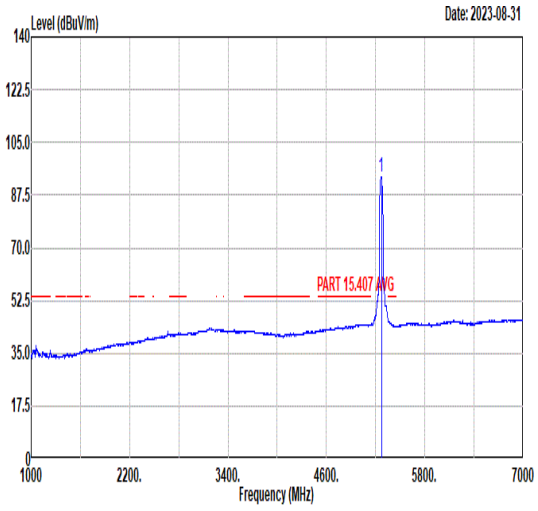 Freq Level Limit Line Margin (dB) Read Level Ant Factor Cable Loss Preamp Factor APos TPos Remark 1 5270.00 93.58 ------ ------ 79.64 34.85 11.01 31.92 100 218 AVERAGE

Mode	21	
	Band Edge - R	
	U-NII-2A_5.25-5.35_802.11n HT40_CH54_5270MHz	
ANT	SISO	
Pol.	Vertical	Fundamental
Peak	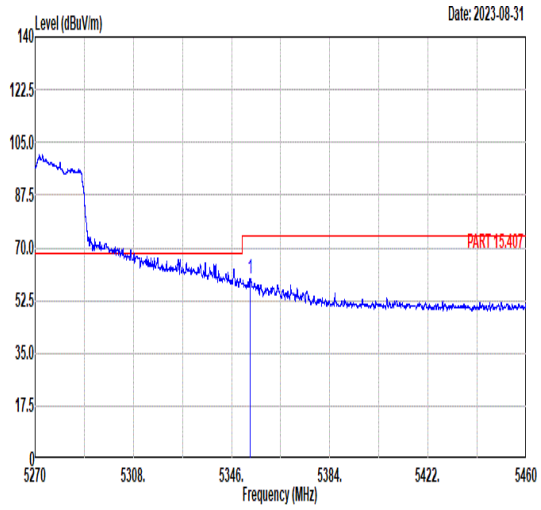 Freq Level Limit Line Margin (dB) Read Level Ant Factor Cable Loss Preamp Factor APos TPos Remark MHz dBuV/m dBuV/m dBuV dB/m dB dB cm deg 1 5353.33 59.84 74.00 -14.16 46.10 34.83 10.94 32.03 100 218 PEAK	Blank
Avg	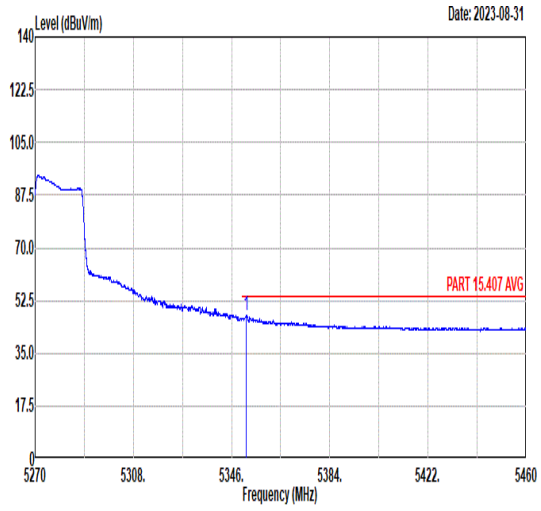 Freq Level Limit Line Margin (dB) Read Level Ant Factor Cable Loss Preamp Factor APos TPos Remark MHz dBuV/m dBuV/m dBuV dB/m dB dB cm deg 1 5351.80 47.54 54.00 -6.46 33.80 34.83 10.94 32.03 100 218 AVERAGE	Blank

Mode	22	
	Band Edge - L	
	U-NII-2A_5.25-5.35_802.11n HT40_CH62_5310MHz	
ANT	SISO	
Pol.	Horizontal	Fundamental
Peak	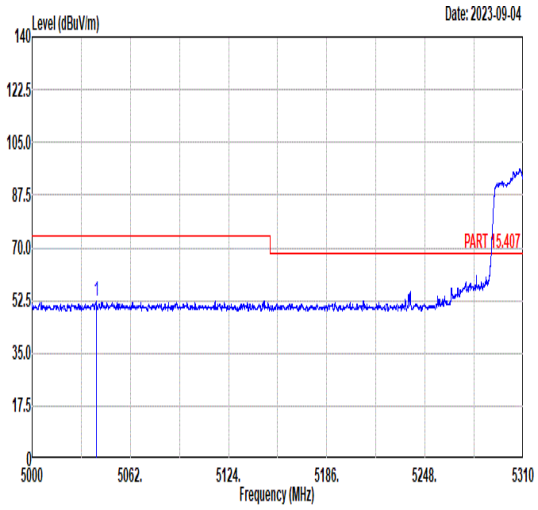 Freq Level Limit Line Margin (dB) Read Level Ant Factor Cable Loss Preamp Factor APos TPos Remark 1 5040.49 52.48 74.00 -21.52 38.09 34.89 11.15 31.65 204 144 PEAK	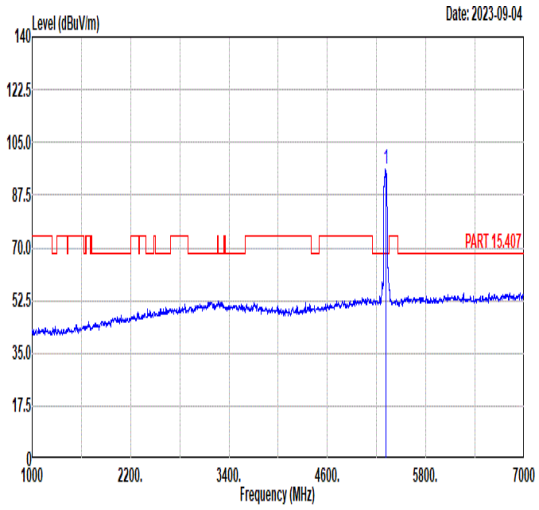 Freq Level Limit Line Margin (dB) Read Level Ant Factor Cable Loss Preamp Factor APos TPos Remark 1 5310.00 96.41 ------ ------ 82.56 34.84 10.98 31.97 204 144 PEAK
Avg	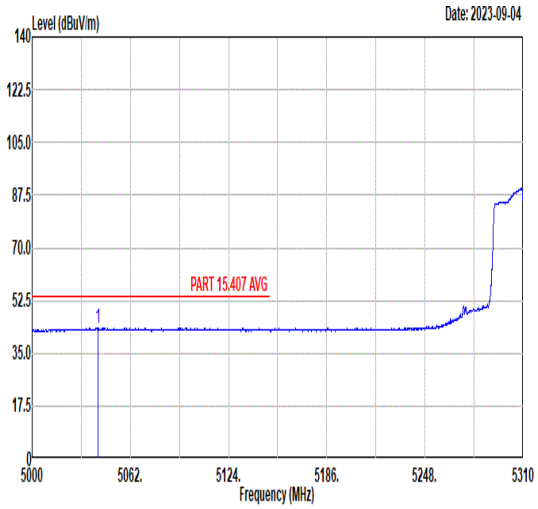 Freq Level Limit Line Margin (dB) Read Level Ant Factor Cable Loss Preamp Factor APos TPos Remark 1 5041.73 43.46 54.00 -10.54 29.07 34.89 11.15 31.65 204 144 AVERAGE	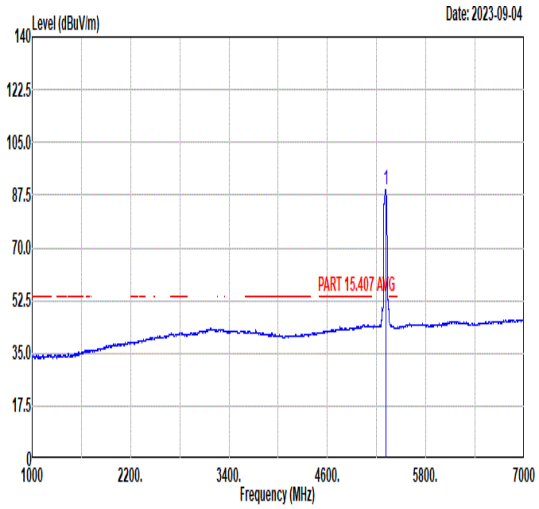 Freq Level Limit Line Margin (dB) Read Level Ant Factor Cable Loss Preamp Factor APos TPos Remark 1 5310.00 89.35 ------ ------ 75.50 34.84 10.98 31.97 204 144 AVERAGE

Mode	22	
	Band Edge - R	
	U-NII-2A_5.25-5.35_802.11n HT40_CH62_5310MHz	
ANT	SISO	
Pol.	Horizontal	Fundamental
Peak	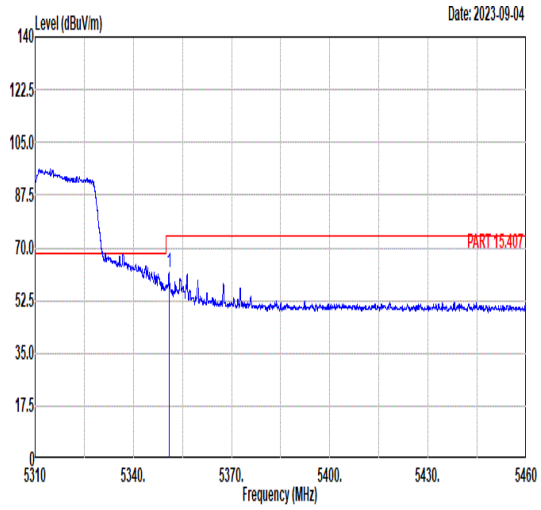 Freq Level Limit Line Margin (dB) Read Level Ant Factor Cable Loss Preamp Factor APos TPos Remark MHz dBuV/m dBuV/m dBuV dB/m dB dB cm deg 1 5350.89 61.80 74.00 -12.20 48.06 34.83 10.94 32.03 204 144 PEAK	Blank
Avg	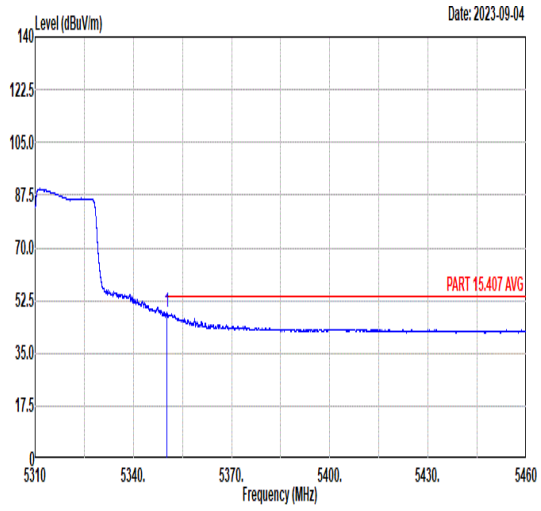 Freq Level Limit Line Margin (dB) Read Level Ant Factor Cable Loss Preamp Factor APos TPos Remark MHz dBuV/m dBuV/m dBuV dB/m dB dB cm deg 1 5350.29 48.39 54.00 -5.61 34.65 34.83 10.94 32.03 204 144 AVERAGE	Blank

Mode	22	
	Band Edge - L	
	U-NII-2A_5.25-5.35_802.11n HT40_CH62_5310MHz	
ANT	SISO	
Pol.	Vertical	Fundamental
Peak	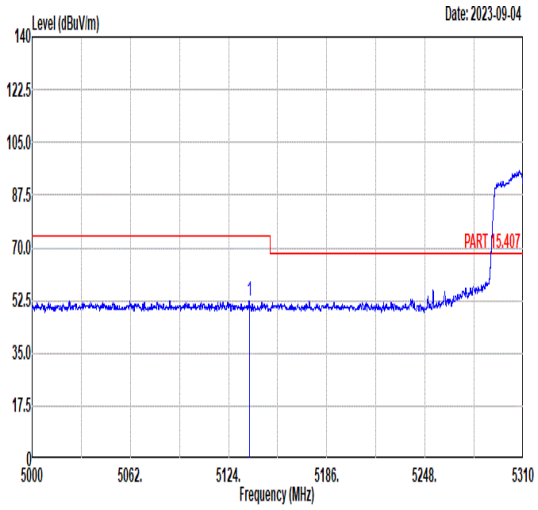 Freq Level Limit Line Margin (dB) Read Level Ant Factor Cable Loss Preamp Factor APos TPos Remark 1 5137.18 52.43 74.00 -21.57 38.24 34.87 11.09 31.77 100 217 PEAK	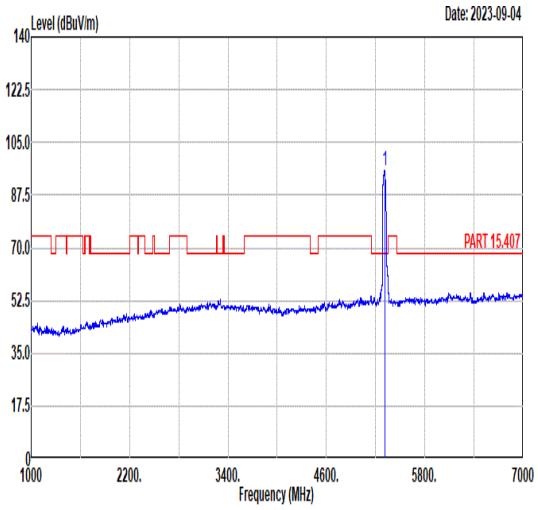 Freq Level Limit Line Margin (dB) Read Level Ant Factor Cable Loss Preamp Factor APos TPos Remark 1 5310.00 95.69 ------ ------ 81.86 34.84 10.97 31.98 100 217 PEAK
Avg	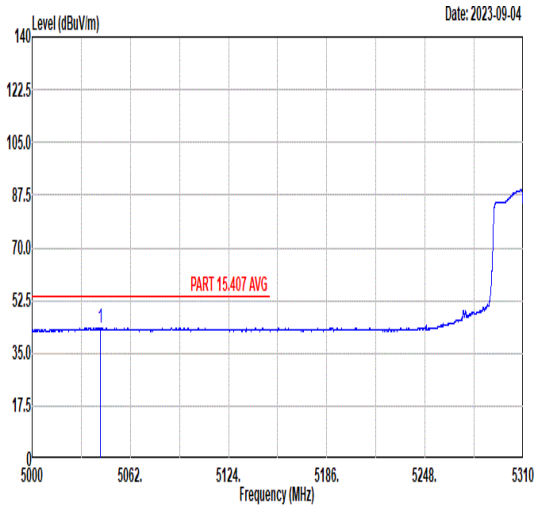 Freq Level Limit Line Margin (dB) Read Level Ant Factor Cable Loss Preamp Factor APos TPos Remark 1 5043.28 43.42 54.00 -10.58 29.03 34.89 11.15 31.65 100 217 AVERAGE	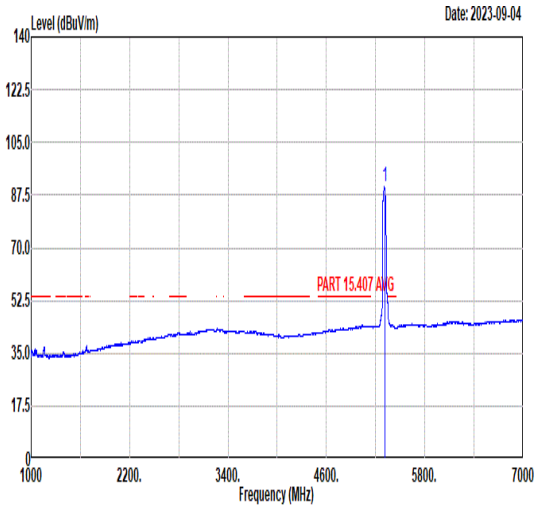 Freq Level Limit Line Margin (dB) Read Level Ant Factor Cable Loss Preamp Factor APos TPos Remark 1 5310.00 90.21 ------ ------ 76.36 34.84 10.98 31.97 100 217 AVERAGE

Mode	22	
	Band Edge - R	
	U-NII-2A_5.25-5.35_802.11n HT40_CH62_5310MHz	
ANT	SISO	
Pol.	Vertical	Fundamental
Peak	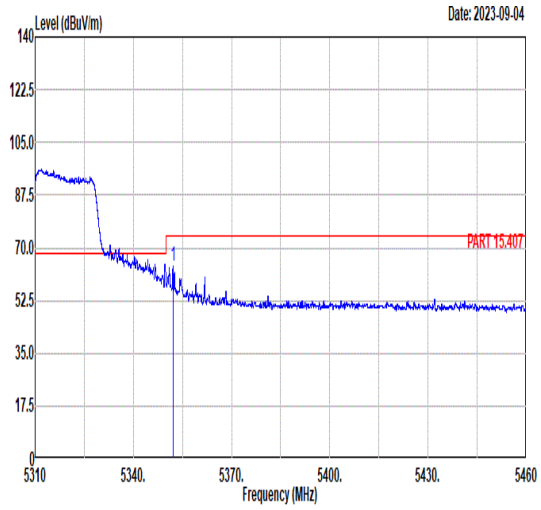 Freq Level Limit Line Margin (dB) Read Level Ant Factor Cable Loss Preamp Factor APos TPos Remark MHz dBuV/m dBuV/m dBuV dB/m dB dB cm deg 1 5352.09 63.89 74.00 -10.11 50.15 34.83 10.94 32.03 100 217 PEAK	Blank
Avg	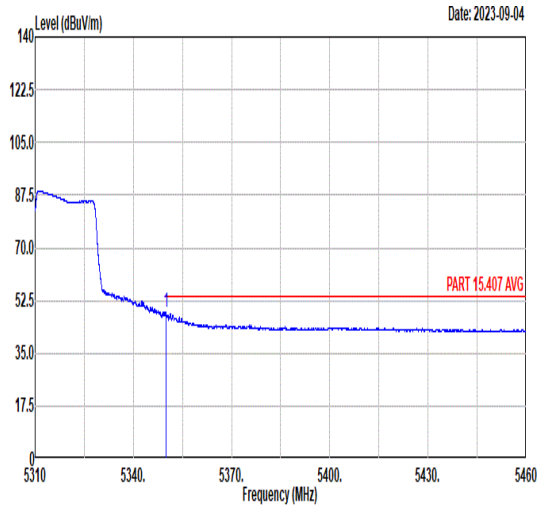 Freq Level Limit Line Margin (dB) Read Level Ant Factor Cable Loss Preamp Factor APos TPos Remark MHz dBuV/m dBuV/m dBuV dB/m dB dB cm deg 1 5350.01 48.42 54.00 -5.58 34.68 34.83 10.94 32.03 100 217 AVERAGE	Blank

Mode	23	
	Band Edge - L	
	U-NII-2C_5.47-5.725_802.11n HT40_CH102_5510MHz	
ANT	SISO	
Pol.	Horizontal	Fundamental
Peak	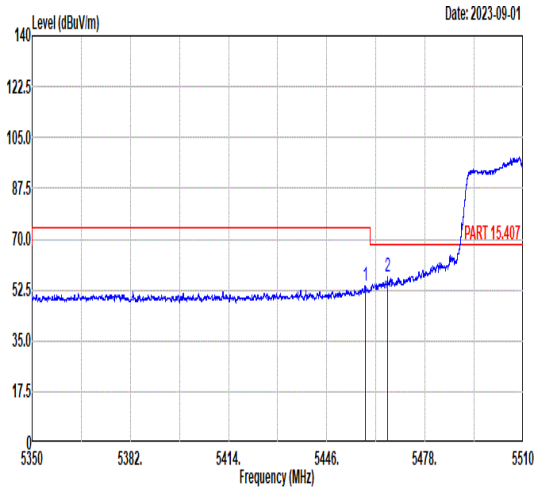 Freq Level Limit Line Margin (dB) Read Level Ant Factor Cable Loss Preamp Factor APos TPos Remark MHz dBuV/m dBuV/m dBuV dB/m dB dB cm deg 1 5458.56 54.01 74.00 -19.99 40.25 34.81 11.11 32.16 100 151 PEAK 2 5465.76 57.11 68.30 -11.19 43.33 34.81 11.14 32.17 100 151 PEAK	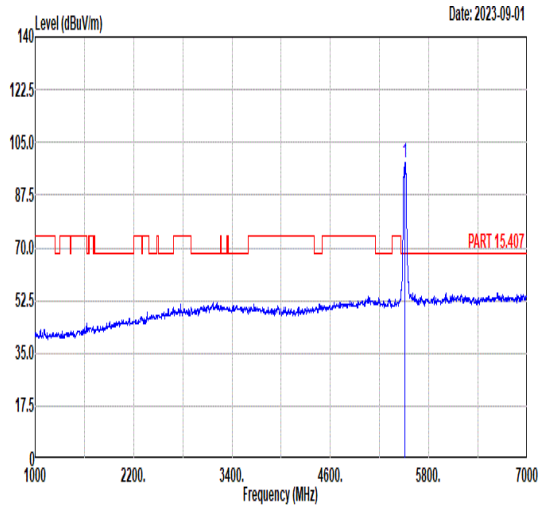 Freq Level Limit Line Margin (dB) Read Level Ant Factor Cable Loss Preamp Factor APos TPos Remark MHz dBuV/m dBuV/m dBuV dB/m dB dB cm deg 1 5510.00 98.38 ------ ------ 84.47 34.81 11.32 32.22 100 151 PEAK
Avg	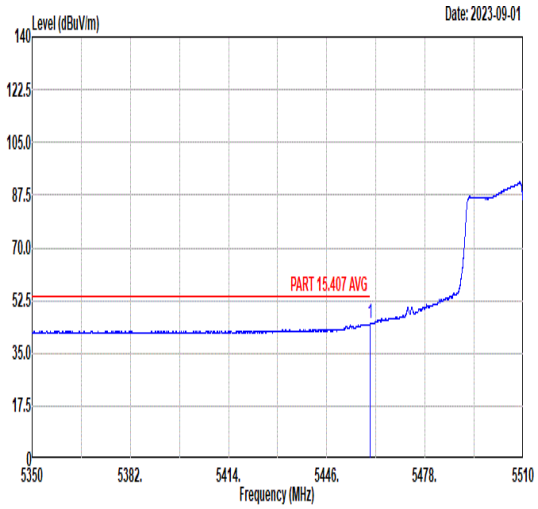 Freq Level Limit Line Margin (dB) Read Level Ant Factor Cable Loss Preamp Factor APos TPos Remark MHz dBuV/m dBuV/m dBuV dB/m dB dB cm deg 1 5460.00 44.66 54.00 -9.34 30.90 34.81 11.12 32.17 100 151 AVERAGE	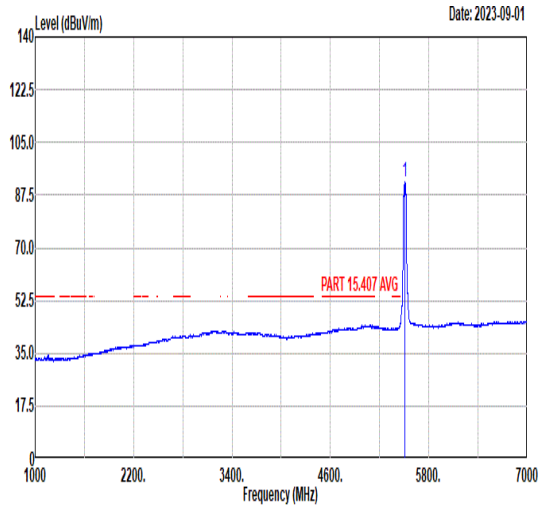 Freq Level Limit Line Margin (dB) Read Level Ant Factor Cable Loss Preamp Factor APos TPos Remark MHz dBuV/m dBuV/m dBuV dB/m dB dB cm deg 1 5510.00 92.05 ------ ------ 78.14 34.81 11.32 32.22 100 151 AVERAGE

Mode	23	
	Band Edge - R	
	U-NII-2C_5.47-5.725_802.11n HT40_CH102_5510MHz	
ANT	SISO	
Pol.	Horizontal	Fundamental
Peak	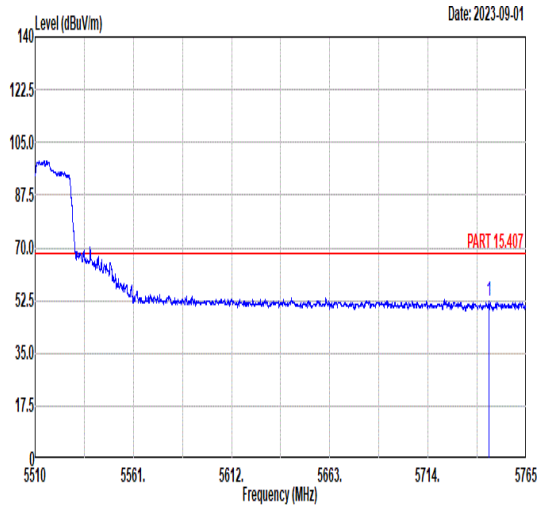 Freq Level Limit Line Margin (dB) Read Level Ant Factor Cable Loss Preamp Factor APos TPos Remark MHz dBuV/m dBuV/m dBuV dB/m dB dB cm deg 1 5745.75 52.06 68.30 -16.24 37.68 35.14 11.64 32.40 100 151 PEAK	Blank

Mode	23	
	Band Edge - L	
	U-NII-2C_5.47-5.725_802.11n HT40_CH102_5510MHz	
ANT	SISO	
Pol.	Vertical	Fundamental
Peak	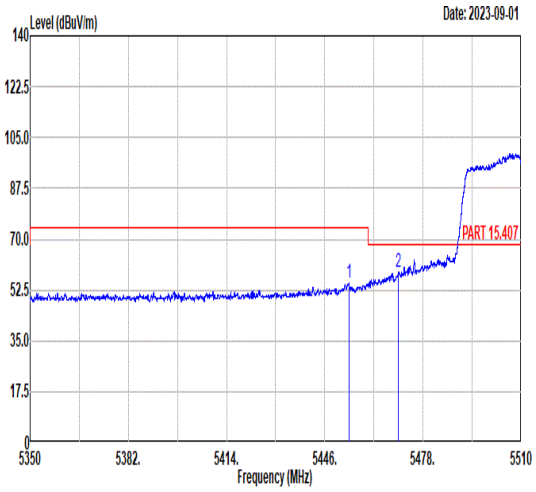 Freq Level Limit Line Margin (dB) Read Level Ant Factor Cable Loss Preamp Factor APos TPos Remark MHz dBuV/m dBuV/m dBuV dB/m dB dB cm deg 1 5453.92 54.75 74.00 -19.25 41.01 34.81 11.09 32.16 100 77 PEAK 2 5469.92 58.69 68.30 -9.61 44.90 34.81 11.16 32.18 100 77 PEAK	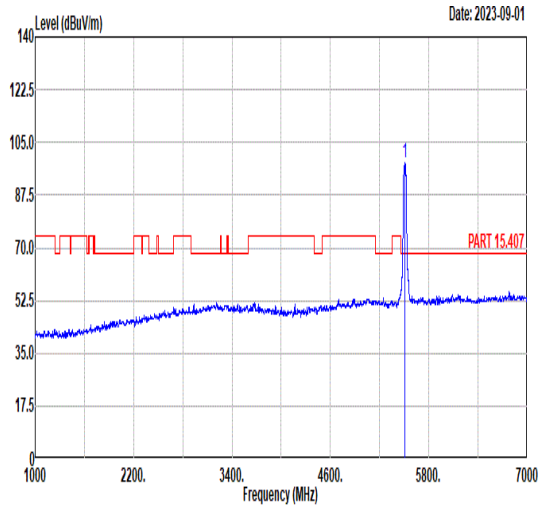 Freq Level Limit Line Margin (dB) Read Level Ant Factor Cable Loss Preamp Factor APos TPos Remark MHz dBuV/m dBuV/m dBuV dB/m dB dB cm deg 1 5510.00 98.28 ------ ------ 84.37 34.81 11.32 32.22 100 77 PEAK
Avg	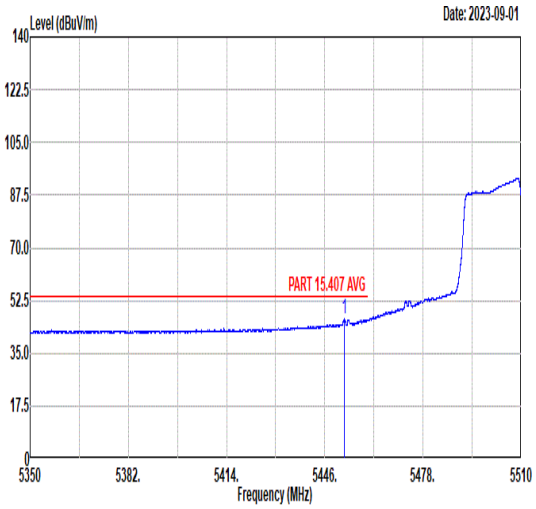 Freq Level Limit Line Margin (dB) Read Level Ant Factor Cable Loss Preamp Factor APos TPos Remark MHz dBuV/m dBuV/m dBuV dB/m dB dB cm deg 1 5452.34 46.47 54.00 -7.53 32.73 34.81 11.09 32.16 100 77 AVERAGE	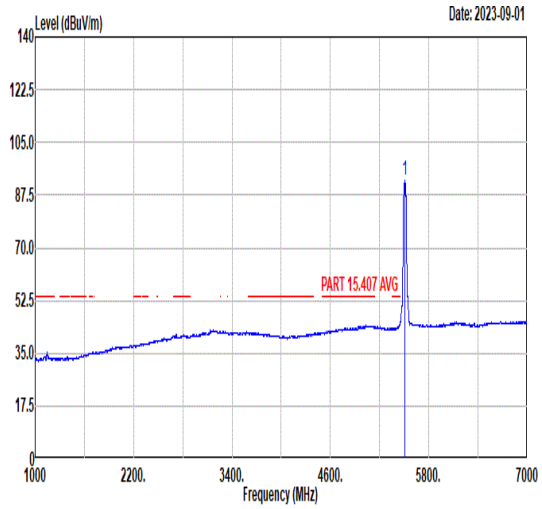 Freq Level Limit Line Margin (dB) Read Level Ant Factor Cable Loss Preamp Factor APos TPos Remark MHz dBuV/m dBuV/m dBuV dB/m dB dB cm deg 1 5510.00 92.24 ------ ------ 78.33 34.81 11.32 32.22 100 77 AVERAGE

Mode	23	
	Band Edge - R	
	U-NII-2C_5.47-5.725_802.11n HT40_CH102_5510MHz	
ANT	SISO	
Pol.	Vertical	Fundamental
Peak	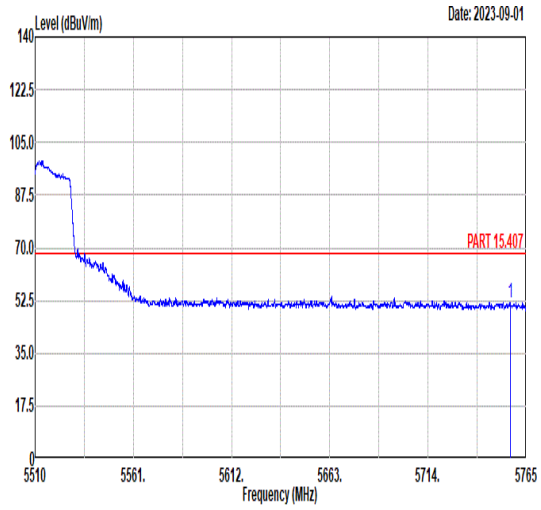 Freq Level Limit Line Margin (dB) Read Level Ant Factor Cable Loss Preamp Factor APos TPos Remark MHz dBuV/m dBuV/m dBuV dB/m dB dB cm deg 1 5756.74 52.03 68.30 -16.27 37.64 35.16 11.64 32.41 100 77 PEAK	Blank

Mode	24	
	Band Edge - L	
	U-NII-2C_5.47-5.725_802.11n HT40_CH134_5670MHz	
ANT	SISO	
Pol.	Horizontal	Fundamental
Peak	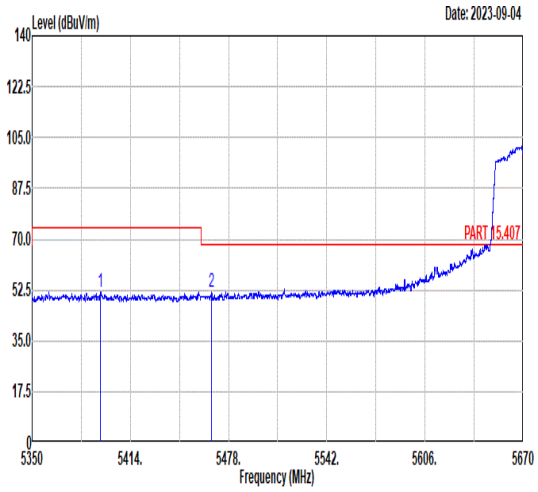 Freq Level Limit Line Margin (dB) Read Level Ant Factor Cable Loss Preamp Factor APos TPos Remark MHz dBuV/m dBuV/m dBuV dB/m dB dB cm deg 1 5394.64 51.69 74.00 -22.31 38.04 34.82 10.91 32.08 100 157 PEAK 2 5466.96 51.98 68.30 -16.32 38.19 34.81 11.15 32.17 100 157 PEAK	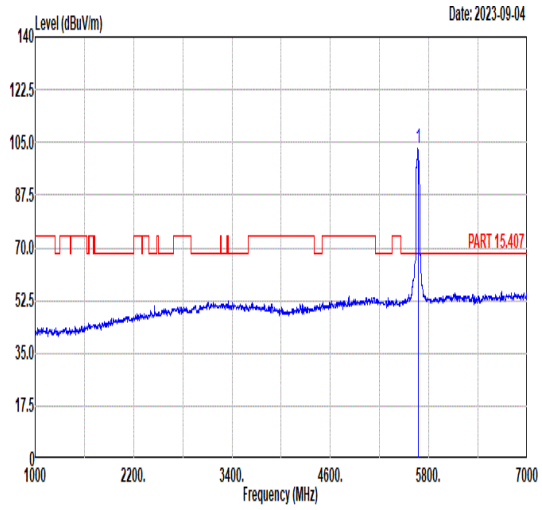 Freq Level Limit Line Margin (dB) Read Level Ant Factor Cable Loss Preamp Factor APos TPos Remark MHz dBuV/m dBuV/m dBuV dB/m dB dB cm deg 1 5670.00 102.79 ------ ------ 88.42 35.03 11.68 32.34 100 157 PEAK
Avg	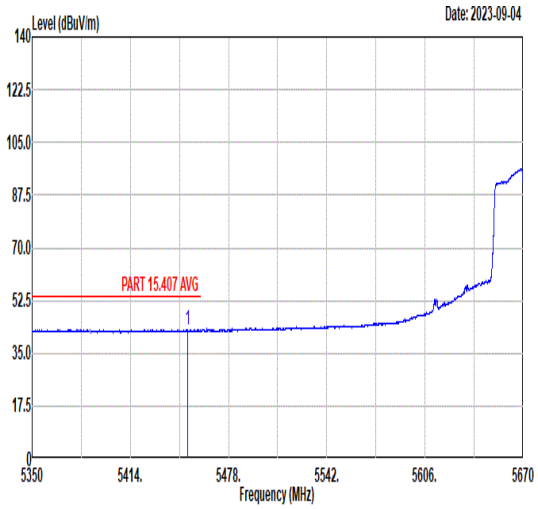 Freq Level Limit Line Margin (dB) Read Level Ant Factor Cable Loss Preamp Factor APos TPos Remark MHz dBuV/m dBuV/m dBuV dB/m dB dB cm deg 1 5451.31 43.01 54.00 -10.99 29.27 34.81 11.08 32.15 100 157 AVERAGE	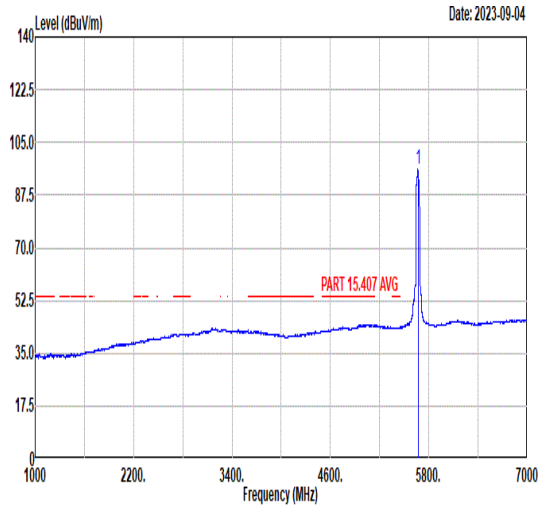 Freq Level Limit Line Margin (dB) Read Level Ant Factor Cable Loss Preamp Factor APos TPos Remark MHz dBuV/m dBuV/m dBuV dB/m dB dB cm deg 1 5670.00 95.95 ------ ------ 81.58 35.03 11.68 32.34 100 157 AVERAGE

Mode	24	
	Band Edge - R	
	U-NII-2C_5.47-5.725_802.11n HT40_CH134_5670MHz	
ANT	SISO	
Pol.	Horizontal	Fundamental
Peak	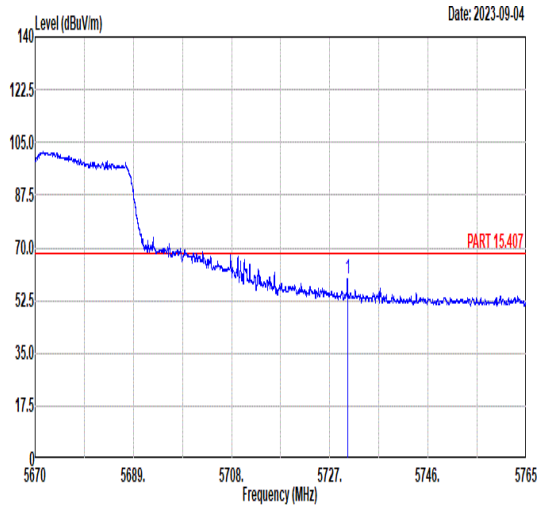 Freq Level Limit Line Margin (dB) Read Level Ant Factor Cable Loss Preamp Factor APos TPos Remark MHz dBuV/m dBuV/m dBuV dB/m dB dB cm deg 1 5730.48 59.95 68.30 -8.35 45.57 35.12 11.65 32.39 100 157 PEAK	Blank

Mode	24
	Band Edge - L
	U-NII-2C_5.47-5.725_802.11n HT40_CH134_5670MHz
ANT	SISO

Pol.	Vertical	Fundamental
Peak	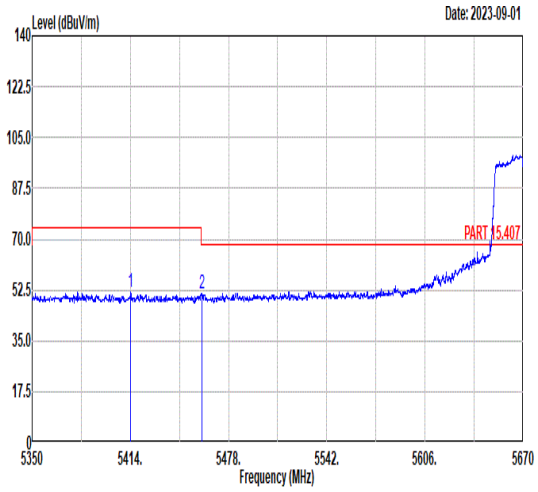 Freq Level Limit Line Margin (dB) Read Level Ant Factor Cable Loss Preamp Factor APos TPos Remark MHz dBuV/m dBuV/m dBuV dB/m dB dB cm deg 1 5414.19 51.69 74.00 -22.31 38.05 34.82 10.93 32.11 301 194 PEAK 2 5460.56 51.40 68.30 -16.90 37.64 34.81 11.12 32.17 301 194 PEAK	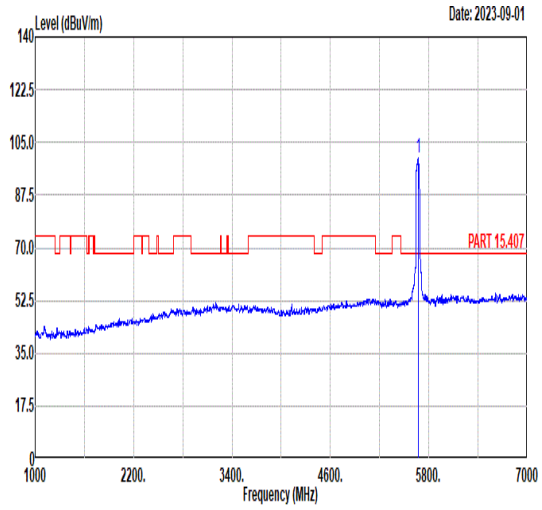 Freq Level Limit Line Margin (dB) Read Level Ant Factor Cable Loss Preamp Factor APos TPos Remark MHz dBuV/m dBuV/m dBuV dB/m dB dB cm deg 1 5670.00 99.68 ------ ------ 85.30 35.04 11.68 32.34 301 194 PEAK
Avg	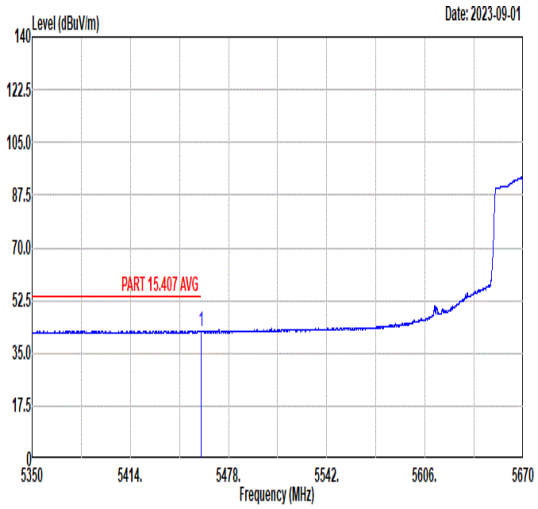 Freq Level Limit Line Margin (dB) Read Level Ant Factor Cable Loss Preamp Factor APos TPos Remark MHz dBuV/m dBuV/m dBuV dB/m dB dB cm deg 1 5459.92 42.46 54.00 -11.54 28.70 34.81 11.12 32.17 301 194 AVERAGE	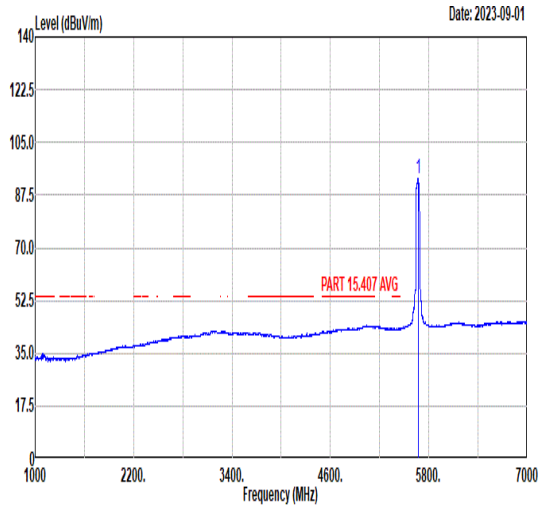 Freq Level Limit Line Margin (dB) Read Level Ant Factor Cable Loss Preamp Factor APos TPos Remark MHz dBuV/m dBuV/m dBuV dB/m dB dB cm deg 1 5670.00 93.15 ------ ------ 78.78 35.03 11.68 32.34 301 194 AVERAGE

Mode	24	
	Band Edge - R	
	U-NII-2C_5.47-5.725_802.11n HT40_CH134_5670MHz	
ANT	SISO	
Pol.	Vertical	Fundamental
Peak	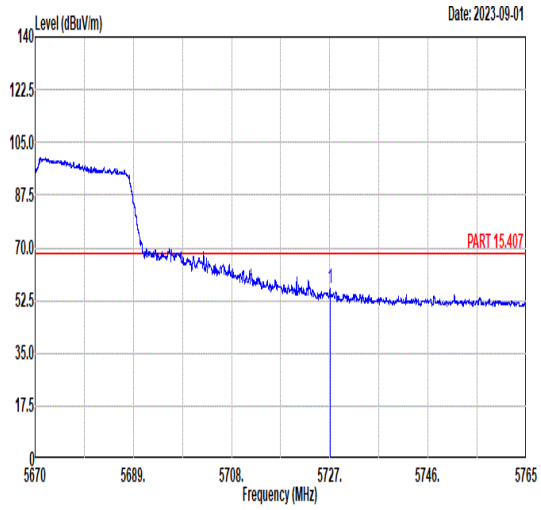 Freq Level Limit Line Margin (dB) Read Level Ant Factor Cable Loss Preamp Factor APos TPos Remark MHz dBuV/m dBuV/m dBuV dB/m dB dB cm deg 1 5727.06 56.44 68.30 -11.86 42.06 35.12 11.65 32.39 301 194 PEAK	Blank

Mode	25	
	Band Edge - L	
	U-NII-1_5.15-5.25_802.11ac VHT80_CH42_5210MHz	
ANT	SISO	
Pol.	Horizontal	Fundamental
Peak	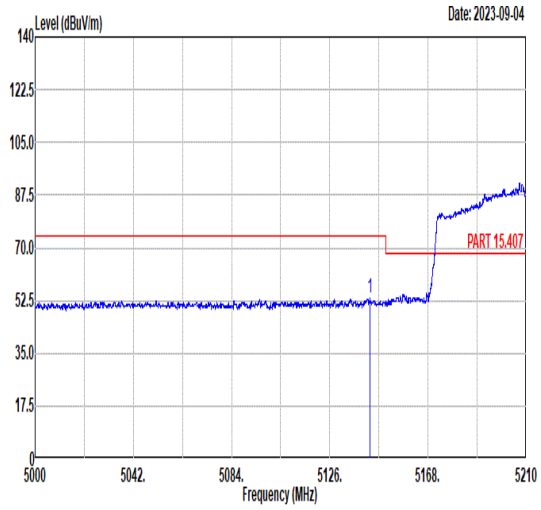 Freq Level Limit Line Margin (dB) Read Level Ant Factor Cable Loss Preamp Factor APos TPos Remark 1 5143.14 53.31 74.00 -20.69 39.12 34.87 11.09 31.77 100 212 PEAK	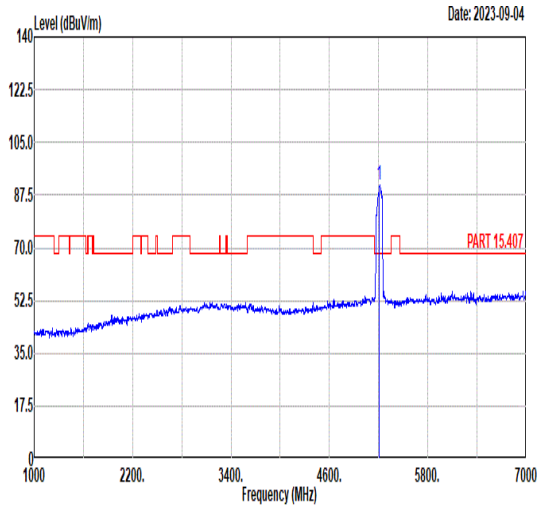 Freq Level Limit Line Margin (dB) Read Level Ant Factor Cable Loss Preamp Factor APos TPos Remark 1 5210.00 91.05 ------ ------ 77.00 34.86 11.05 31.86 100 212 PEAK
Avg	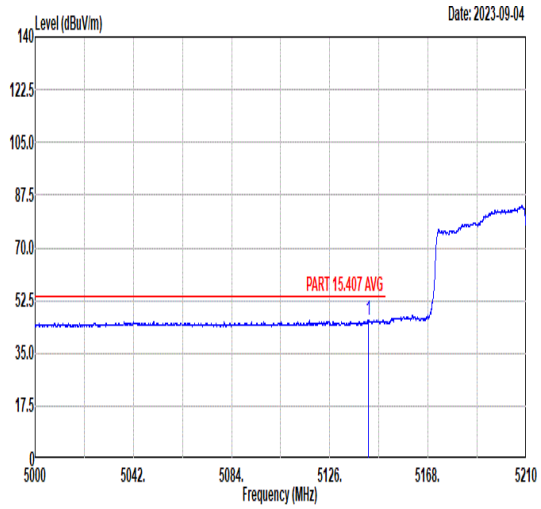 Freq Level Limit Line Margin (dB) Read Level Ant Factor Cable Loss Preamp Factor APos TPos Remark 1 5142.51 45.93 54.00 -8.07 31.74 34.87 11.09 31.77 100 212 AVERAGE	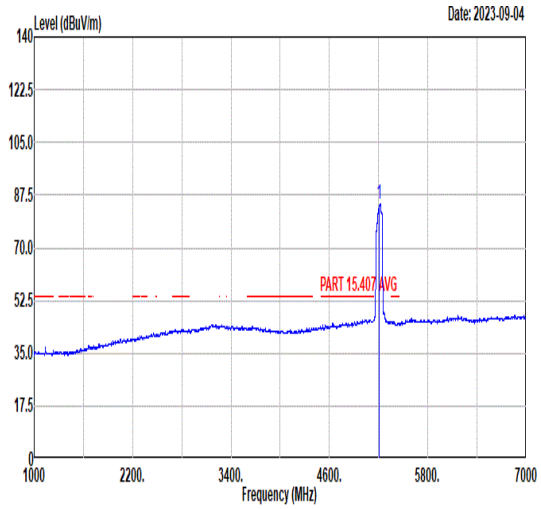 Freq Level Limit Line Margin (dB) Read Level Ant Factor Cable Loss Preamp Factor APos TPos Remark 1 5210.00 84.53 ------ ------ 70.50 34.86 11.04 31.87 100 212 AVERAGE

Mode	25	
	Band Edge - R	
	U-NII-1_5.15-5.25_802.11ac VHT80_CH42_5210MHz	
ANT	SISO	
Pol.	Horizontal	Fundamental
Peak	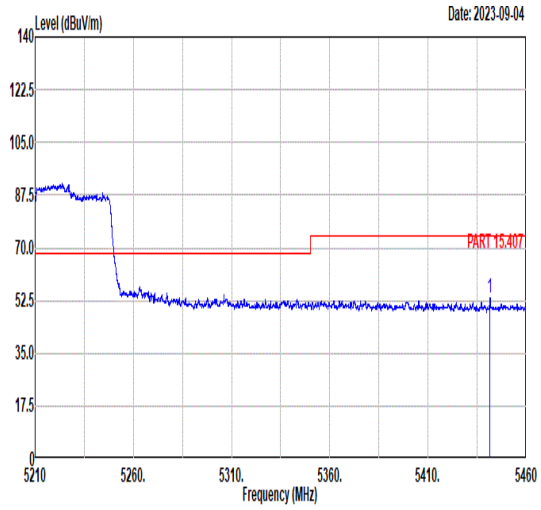 Freq Level Limit Line Margin (dB) Read Level Ant Factor Cable Loss Preamp Factor APos TPos Remark MHz dBuV/m dBuV/m dBuV dB/m dB dB cm deg 1 5441.38 53.50 74.00 -20.50 39.79 34.81 11.04 32.14 100 212 PEAK	Blank
Avg	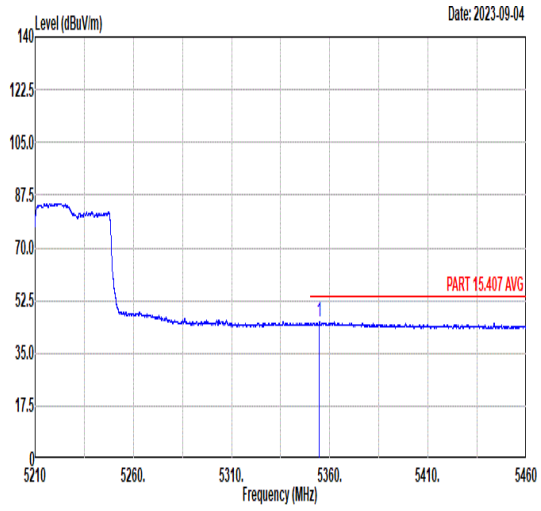 Freq Level Limit Line Margin (dB) Read Level Ant Factor Cable Loss Preamp Factor APos TPos Remark MHz dBuV/m dBuV/m dBuV dB/m dB dB cm deg 1 5354.65 45.44 54.00 -8.56 31.70 34.83 10.94 32.03 100 212 AVERAGE	Blank

Mode	25	
	Band Edge - L	
	U-NII-1_5.15-5.25_802.11ac VHT80_CH42_5210MHz	
ANT	SISO	
Pol.	Vertical	Fundamental
Peak	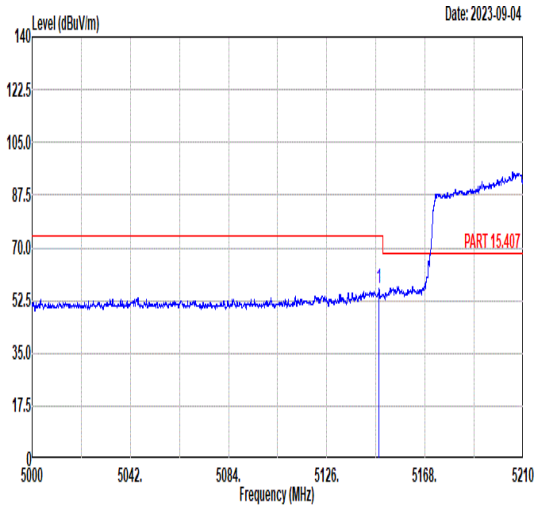 Freq Level Limit Line Margin (dB) Read Level Ant Factor Cable Loss Preamp Factor APos TPos Remark MHz dBuV/m dBuV/m dBuV dB/m dB dB cm deg 1 5148.39 56.61 74.00 -17.39 42.43 34.87 11.09 31.78 100 215 PEAK	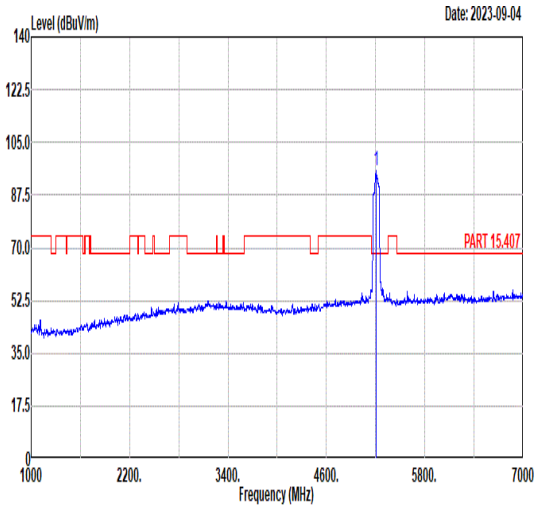 Freq Level Limit Line Margin (dB) Read Level Ant Factor Cable Loss Preamp Factor APos TPos Remark MHz dBuV/m dBuV/m dBuV dB/m dB dB cm deg 1 5210.00 95.38 ------ ------ 81.32 34.86 11.05 31.85 100 215 PEAK
Avg	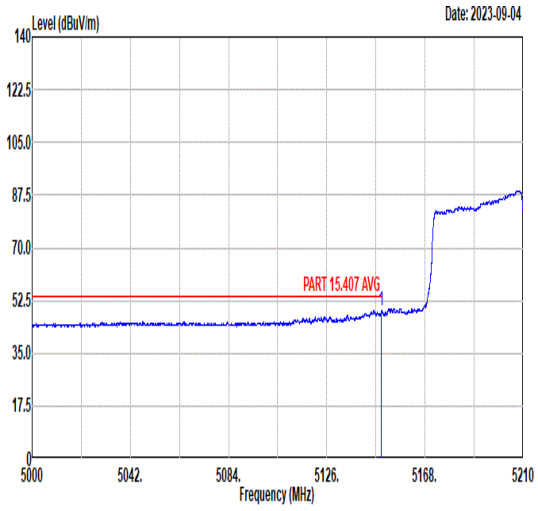 Freq Level Limit Line Margin (dB) Read Level Ant Factor Cable Loss Preamp Factor APos TPos Remark MHz dBuV/m dBuV/m dBuV dB/m dB dB cm deg 1 5149.44 48.98 54.00 -5.02 34.80 34.87 11.09 31.78 100 215 AVERAGE	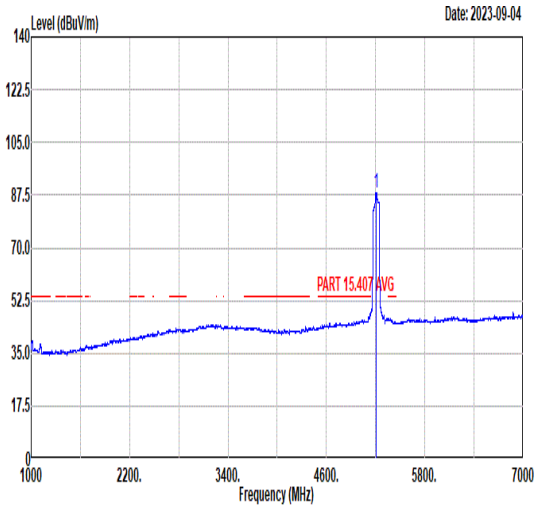 Freq Level Limit Line Margin (dB) Read Level Ant Factor Cable Loss Preamp Factor APos TPos Remark MHz dBuV/m dBuV/m dBuV dB/m dB dB cm deg 1 5210.00 88.45 ------ ------ 74.39 34.86 11.05 31.85 100 215 AVERAGE

Mode	25	
	Band Edge - R	
	U-NII-1_5.15-5.25_802.11ac VHT80_CH42_5210MHz	
ANT	SISO	
Pol.	Vertical	Fundamental
Peak	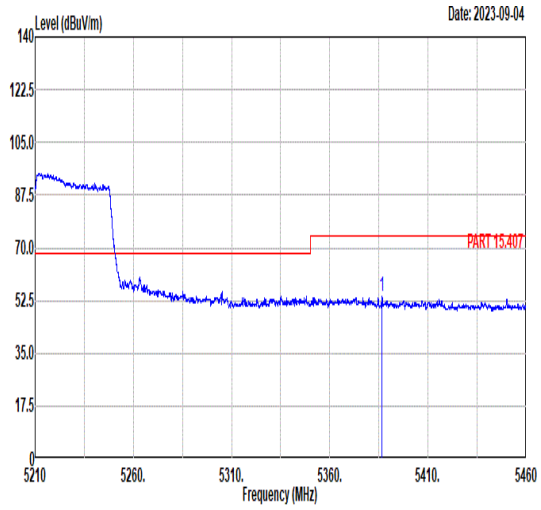 Freq Level Limit Line Margin (dB) Read Level Ant Factor Cable Loss Preamp Factor APos TPos Remark MHz dBuV/m dBuV/m dBuV dB/m dB dB cm deg 1 5386.65 53.64 74.00 -20.36 39.97 34.82 10.92 32.07 100 215 PEAK	Blank
Avg	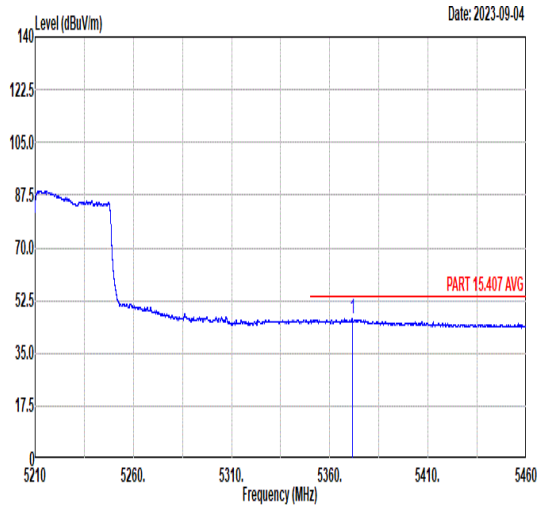 Freq Level Limit Line Margin (dB) Read Level Ant Factor Cable Loss Preamp Factor APos TPos Remark MHz dBuV/m dBuV/m dBuV dB/m dB dB cm deg 1 5371.38 46.48 54.00 -7.52 32.78 34.83 10.93 32.06 100 215 AVERAGE	Blank

Mode	26	
	Band Edge - L	
	U-NII-2A_5.25-5.35_802.11ac VHT80_CH58_5290MHz	
ANT	SISO	
Pol.	Horizontal	Fundamental
Peak	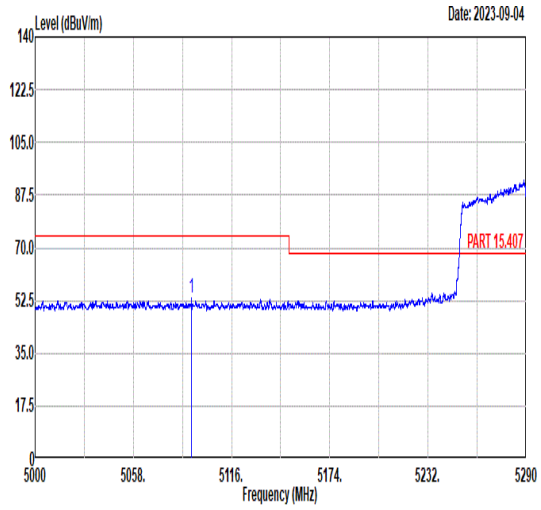 Freq Level Limit Line Margin (dB) Read Level Ant Factor Cable Loss Preamp Factor APos TPos Remark 1 5092.39 53.25 74.00 -20.75 38.96 34.88 11.12 31.71 100 213 PEAK	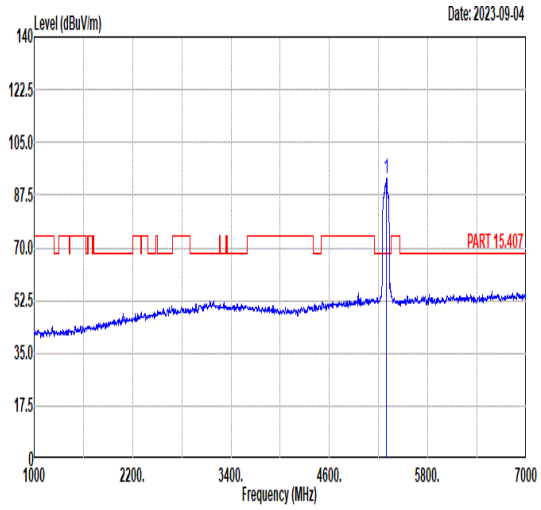 Freq Level Limit Line Margin (dB) Read Level Ant Factor Cable Loss Preamp Factor APos TPos Remark 1 5290.00 93.03 ------ ------ 79.18 34.84 10.98 31.97 100 213 PEAK
Avg	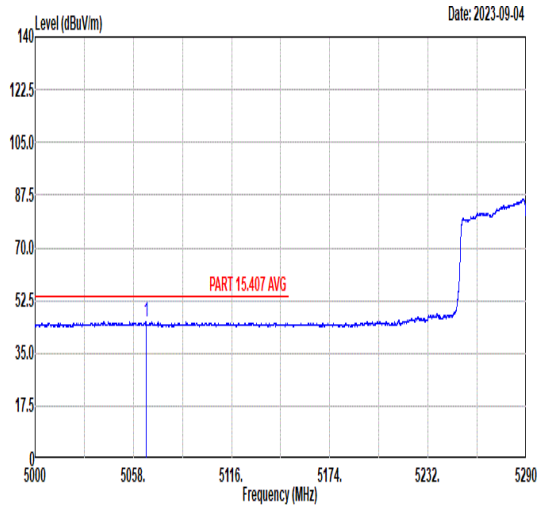 Freq Level Limit Line Margin (dB) Read Level Ant Factor Cable Loss Preamp Factor APos TPos Remark 1 5065.40 45.68 54.00 -8.32 31.34 34.89 11.13 31.68 100 213 AVERAGE	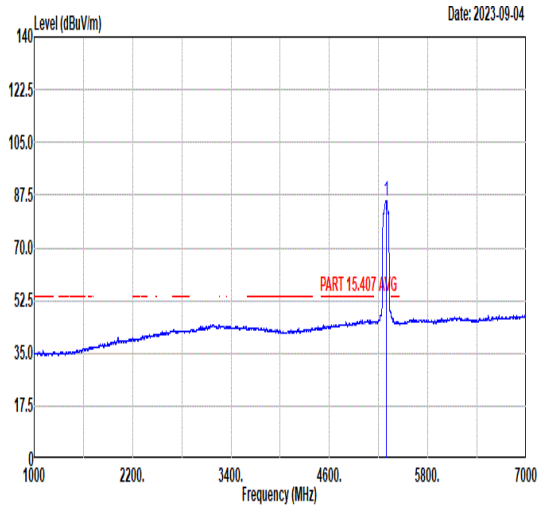 Freq Level Limit Line Margin (dB) Read Level Ant Factor Cable Loss Preamp Factor APos TPos Remark 1 5290.00 85.80 ------ ------ 71.92 34.84 10.99 31.95 100 213 AVERAGE

Mode	26	
	Band Edge - R	
	U-NII-2A_5.25-5.35_802.11ac VHT80_CH58_5290MHz	
ANT	SISO	
Pol.	Horizontal	Fundamental
Peak	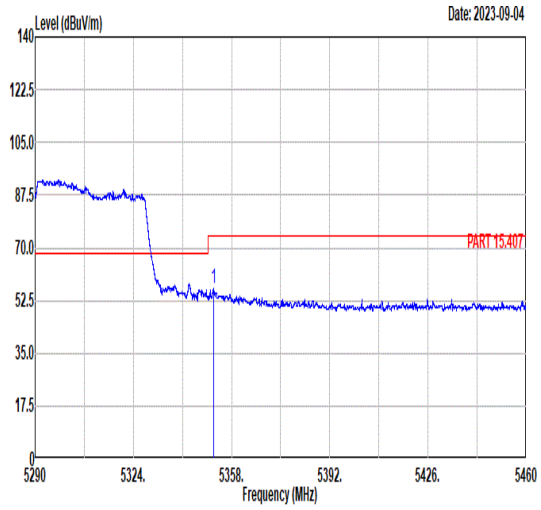 Freq Level Limit Line Margin (dB) Read Level Ant Factor Cable Loss Preamp Factor APos TPos Remark MHz dBuV/m dBuV/m dBuV dB/m dB dB cm deg 1 5351.80 56.51 74.00 -17.49 42.77 34.83 10.94 32.03 100 213 PEAK	Blank
Avg	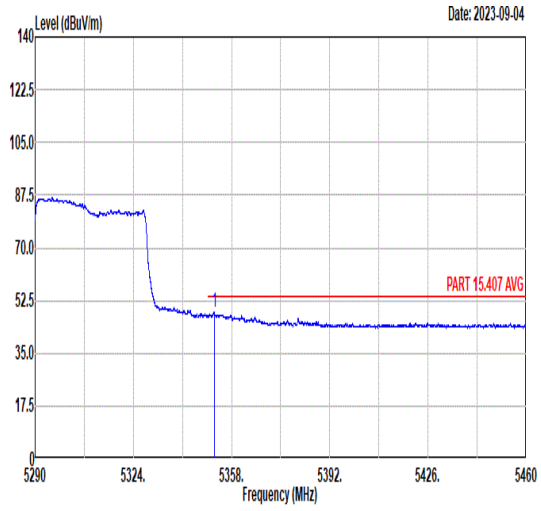 Freq Level Limit Line Margin (dB) Read Level Ant Factor Cable Loss Preamp Factor APos TPos Remark MHz dBuV/m dBuV/m dBuV dB/m dB dB cm deg 1 5351.97 48.54 54.00 -5.46 34.80 34.83 10.94 32.03 100 213 AVERAGE	Blank

Mode	26	
	Band Edge - L	
	U-NII-2A_5.25-5.35_802.11ac VHT80_CH58_5290MHz	
ANT	SISO	
Pol.	Vertical	Fundamental
Peak	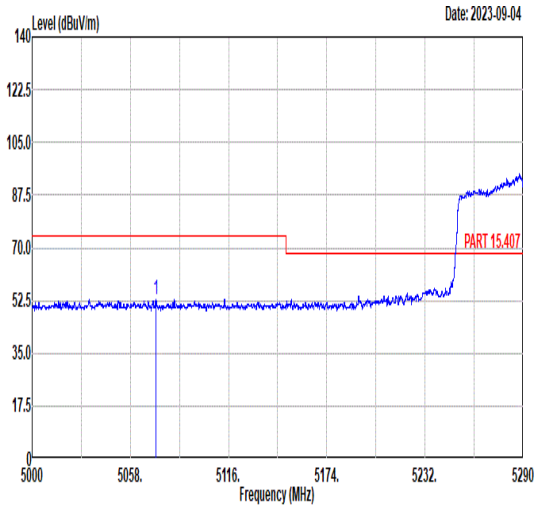 Freq Level Limit Line Margin (dB) Read Level Ant Factor Cable Loss Preamp Factor APos TPos Remark MHz dBuV/m dBuV/m dBuV dB/m dB dB cm deg 1 5073.17 52.96 74.00 -21.04 38.63 34.89 11.13 31.69 100 214 PEAK	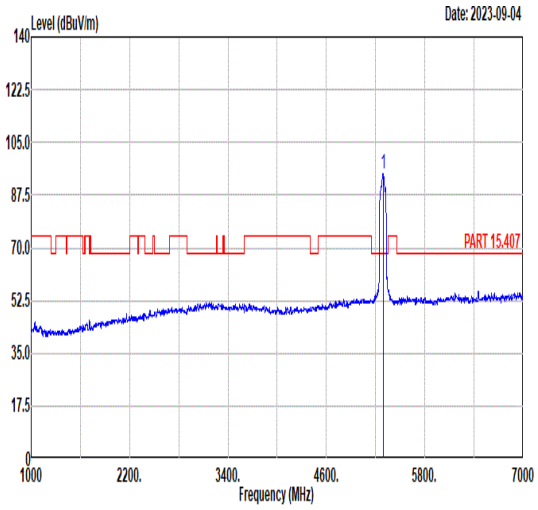 Freq Level Limit Line Margin (dB) Read Level Ant Factor Cable Loss Preamp Factor APos TPos Remark MHz dBuV/m dBuV/m dBuV dB/m dB dB cm deg 1 5290.00 94.68 ------ ------ 80.80 34.84 10.99 31.95 100 214 PEAK
Avg	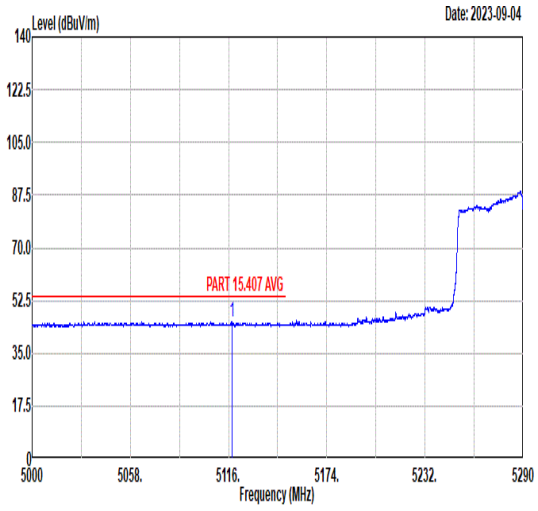 Freq Level Limit Line Margin (dB) Read Level Ant Factor Cable Loss Preamp Factor APos TPos Remark MHz dBuV/m dBuV/m dBuV dB/m dB dB cm deg 1 5117.89 45.42 54.00 -8.58 31.18 34.88 11.10 31.74 100 214 AVERAGE	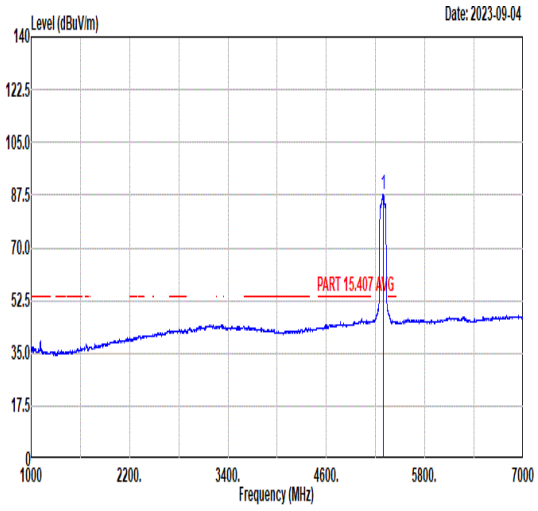 Freq Level Limit Line Margin (dB) Read Level Ant Factor Cable Loss Preamp Factor APos TPos Remark MHz dBuV/m dBuV/m dBuV dB/m dB dB cm deg 1 5290.00 87.83 ------ ------ 73.96 34.84 10.99 31.96 100 214 AVERAGE

Mode	26	
	Band Edge - R	
	U-NII-2A_5.25-5.35_802.11ac VHT80_CH58_5290MHz	
ANT	SISO	
Pol.	Vertical	Fundamental
Peak	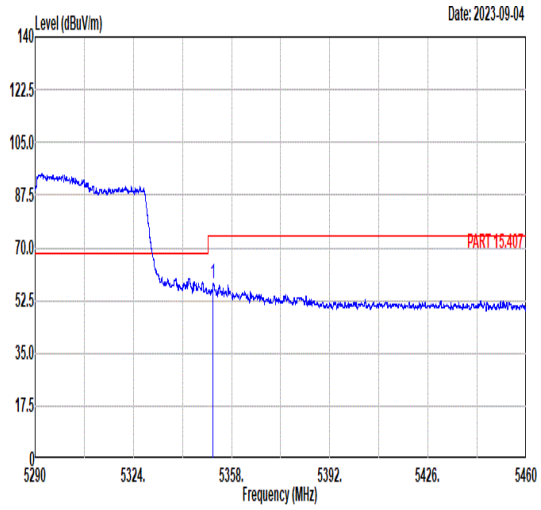 Freq Level Limit Line Margin (dB) Read Level Ant Factor Cable Loss Preamp Factor APos TPos Remark MHz dBuV/m dBuV/m dBuV dB/m dB dB cm deg 1 5351.64 58.00 74.00 -16.00 44.26 34.83 10.94 32.03 100 214 PEAK	Blank
Avg	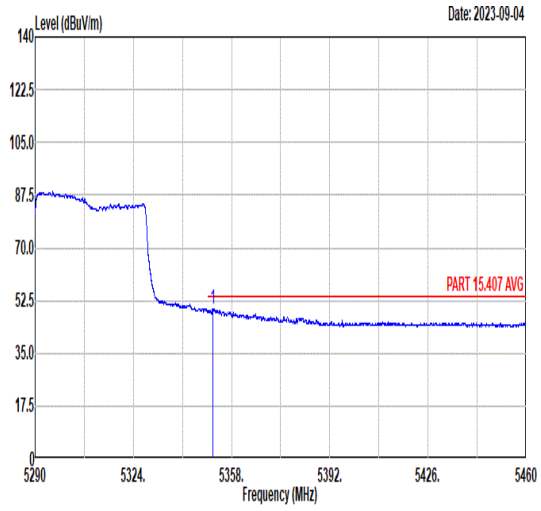 Freq Level Limit Line Margin (dB) Read Level Ant Factor Cable Loss Preamp Factor APos TPos Remark MHz dBuV/m dBuV/m dBuV dB/m dB dB cm deg 1 5351.47 49.65 54.00 -4.35 35.91 34.83 10.94 32.03 100 214 AVERAGE	Blank

Mode	27	
	Band Edge - L	
	U-NII-2C_5.47-5.725_802.11ac VHT80_CH106_5530MHz	
ANT	SISO	
Pol.	Horizontal	Fundamental
Peak	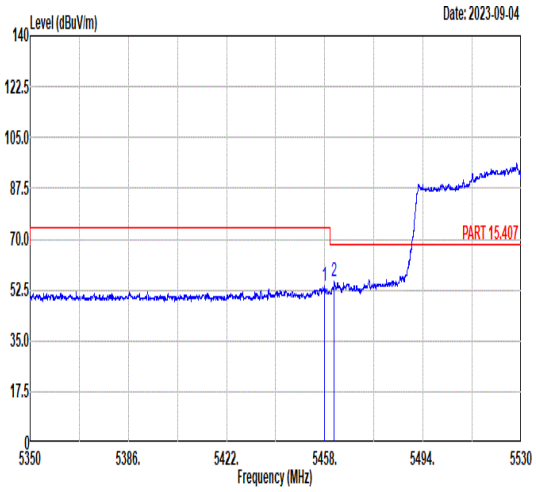 Freq Level Limit Line Margin (dB) Read Level Ant Factor Cable Loss Preamp Factor APos TPos Remark MHz dBuV/m dBuV/m dBuV dB/m dB dB cm deg 1 5457.93 53.98 74.00 -20.02 40.22 34.81 11.11 32.16 100 154 PEAK 2 5461.51 55.22 68.30 -13.08 41.45 34.81 11.13 32.17 100 154 PEAK	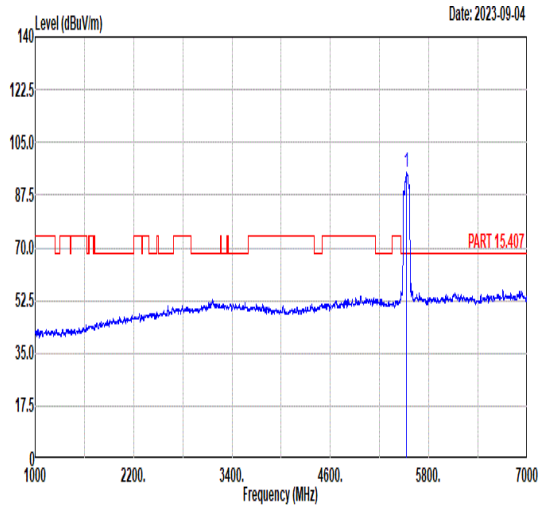 Freq Level Limit Line Margin (dB) Read Level Ant Factor Cable Loss Preamp Factor APos TPos Remark MHz dBuV/m dBuV/m dBuV dB/m dB dB cm deg 1 5530.00 94.91 ------ ------ 80.90 34.84 11.40 32.23 100 154 PEAK
Avg	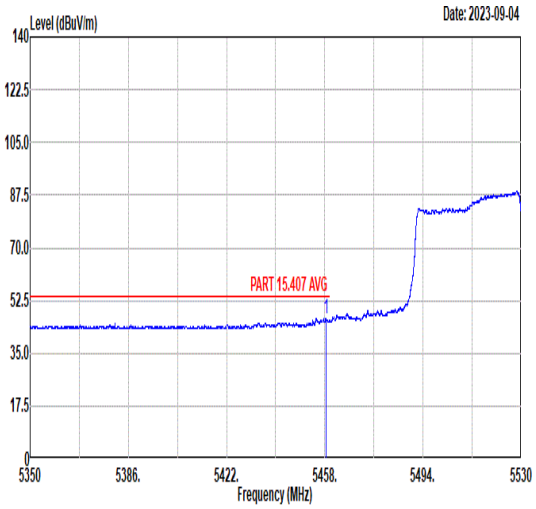 Freq Level Limit Line Margin (dB) Read Level Ant Factor Cable Loss Preamp Factor APos TPos Remark MHz dBuV/m dBuV/m dBuV dB/m dB dB cm deg 1 5458.47 46.37 54.00 -7.63 32.61 34.81 11.11 32.16 100 154 AVERAGE	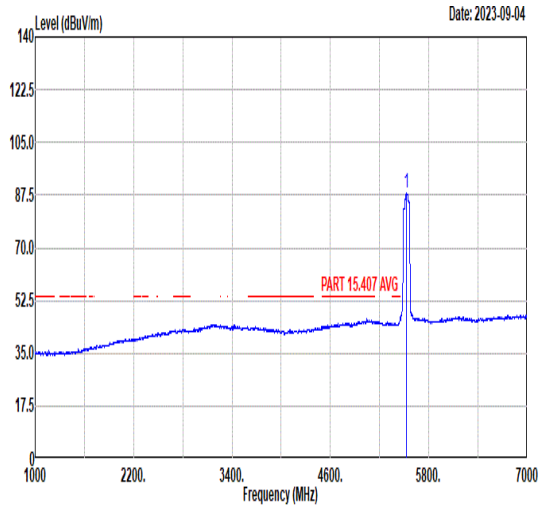 Freq Level Limit Line Margin (dB) Read Level Ant Factor Cable Loss Preamp Factor APos TPos Remark MHz dBuV/m dBuV/m dBuV dB/m dB dB cm deg 1 5530.00 88.18 ------ ------ 74.17 34.84 11.40 32.23 100 154 AVERAGE

Mode	27	
	Band Edge - R	
	U-NII-2C_5.47-5.725_802.11ac VHT80_CH106_5530MHz	
ANT	SISO	
Pol.	Horizontal	Fundamental
Peak	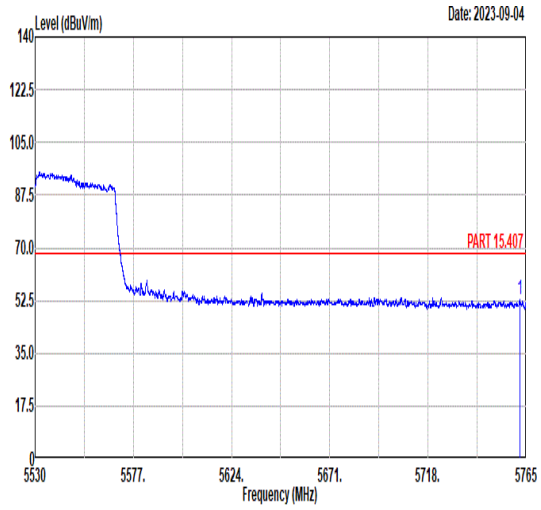 Freq Level Limit Line Margin (dB) Read Level Ant Factor Cable Loss Preamp Factor APos TPos Remark MHz dBuV/m dBuV/m dBuV dB/m dB dB cm deg 1 5761.83 52.62 68.30 -15.68 38.22 35.17 11.64 32.41 100 154 PEAK	Blank

Mode	27	
	Band Edge - L	
	U-NII-2C_5.47-5.725_802.11ac VHT80_CH106_5530MHz	
ANT	SISO	
Pol.	Vertical	Fundamental
Peak	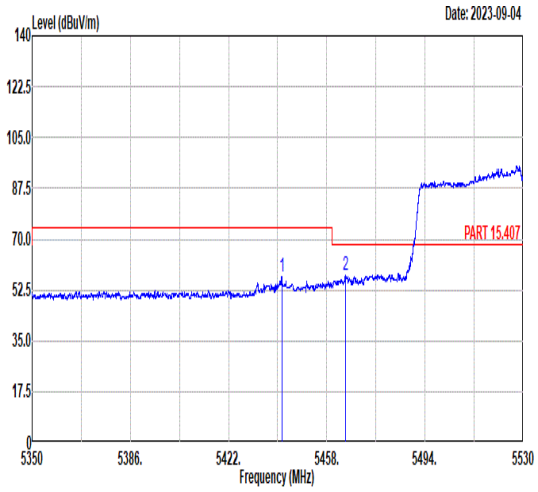 Freq Level Limit Line Margin (dB) Read Level Ant Factor Cable Loss Preamp Factor APos TPos Remark MHz dBuV/m dBuV/m dBuV dB/m dB dB cm deg 1 5441.55 57.00 74.00 -17.00 43.29 34.81 11.04 32.14 100 219 PEAK 2 5464.75 57.45 68.30 -10.85 43.67 34.81 11.14 32.17 100 219 PEAK	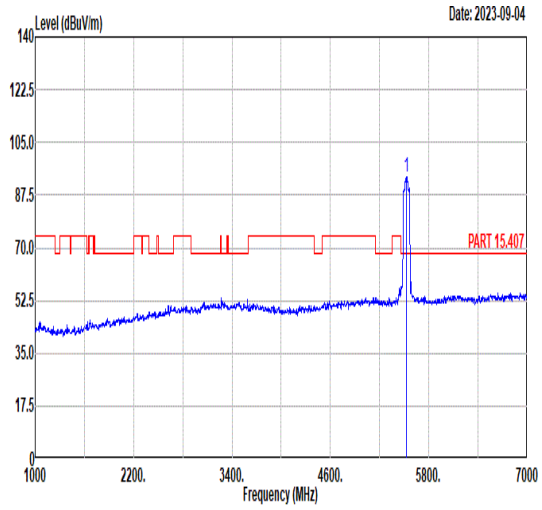 Freq Level Limit Line Margin (dB) Read Level Ant Factor Cable Loss Preamp Factor APos TPos Remark MHz dBuV/m dBuV/m dBuV dB/m dB dB cm deg 1 5530.00 93.76 ------ ------ 79.75 34.84 11.40 32.23 100 219 PEAK
Avg	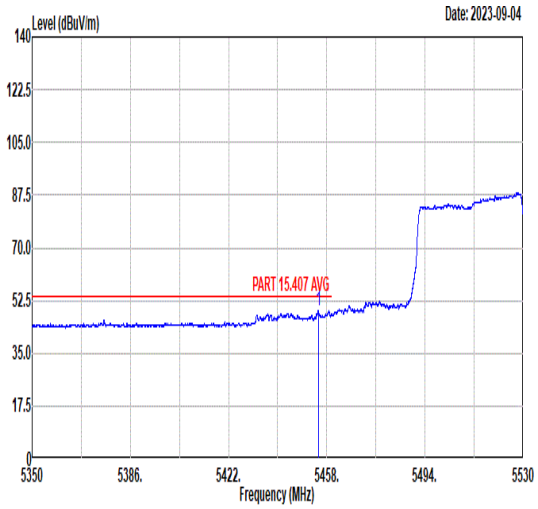 Freq Level Limit Line Margin (dB) Read Level Ant Factor Cable Loss Preamp Factor APos TPos Remark MHz dBuV/m dBuV/m dBuV dB/m dB dB cm deg 1 5454.85 49.18 54.00 -4.82 35.43 34.81 11.10 32.16 100 219 AVERAGE	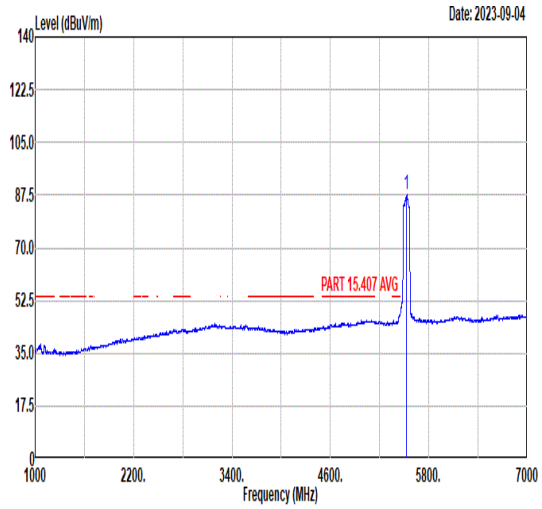 Freq Level Limit Line Margin (dB) Read Level Ant Factor Cable Loss Preamp Factor APos TPos Remark MHz dBuV/m dBuV/m dBuV dB/m dB dB cm deg 1 5530.00 87.44 ------ ------ 73.41 34.85 11.42 32.24 100 219 AVERAGE

Mode	27	
	Band Edge - R	
	U-NII-2C_5.47-5.725_802.11ac VHT80_CH106_5530MHz	
ANT	SISO	
Pol.	Vertical	Fundamental
Peak	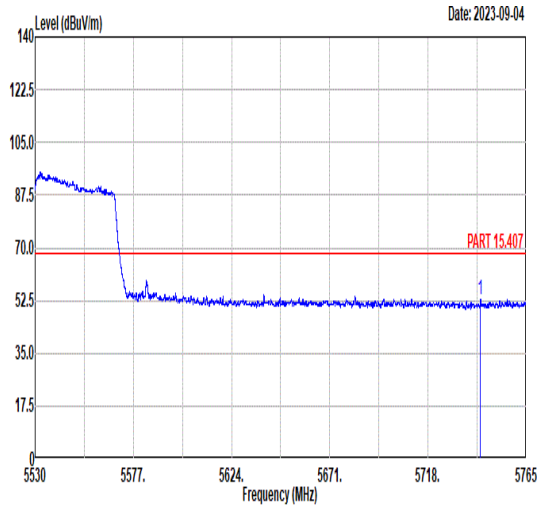 Freq Level Limit Line Margin (dB) Read Level Ant Factor Cable Loss Preamp Factor APos TPos Remark MHz dBuV/m dBuV/m dBuV dB/m dB dB cm deg 1 5743.03 53.02 68.30 -15.28 38.64 35.14 11.64 32.40 100 219 PEAK	Blank

Mode	28	
	Band Edge	
	U-NII-3_5.725-5.85_802.11a_CH149_5745MHz	
ANT	SISO	
Pol.	Horizontal	Fundamental
Peak	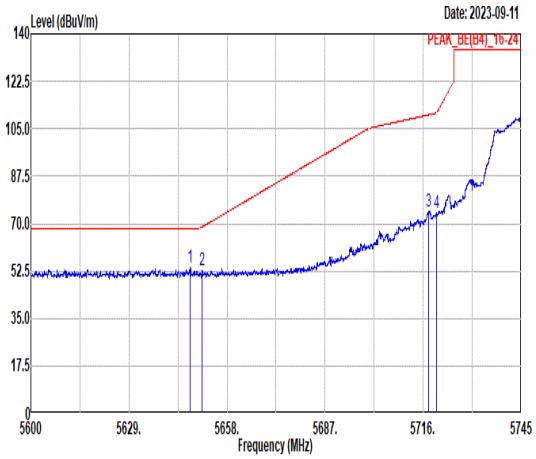 Freq Level Limit Line Margin (dB) Read Level Ant Factor Cable Loss Preamp Factor APos TPos Remark 1 5647.20 53.70 68.30 -14.60 39.32 35.01 11.69 32.32 100 216 PEAK 2 5650.69 52.79 68.81 -16.02 38.42 35.01 11.69 32.33 100 216 PEAK 3 5717.67 74.45 110.15 -35.70 60.07 35.10 11.66 32.38 100 216 PEAK 4 5720.00 73.77 110.80 -37.03 59.38 35.11 11.66 32.38 100 216 PEAK	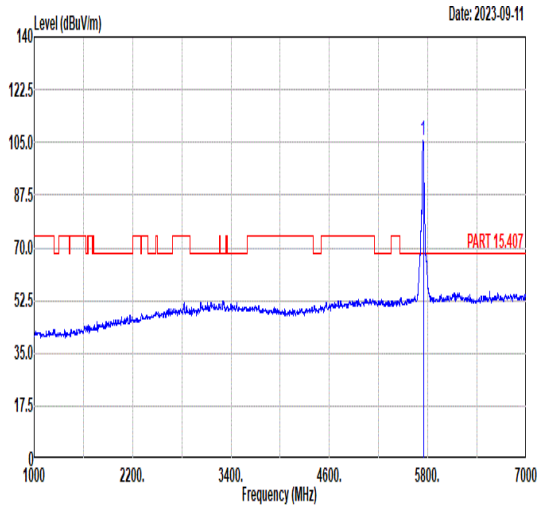 Freq Level Limit Line Margin (dB) Read Level Ant Factor Cable Loss Preamp Factor APos TPos Remark 1 5745.00 105.42 ------ ------ 91.04 35.14 11.64 32.40 100 216 PEAK
Avg	Blank	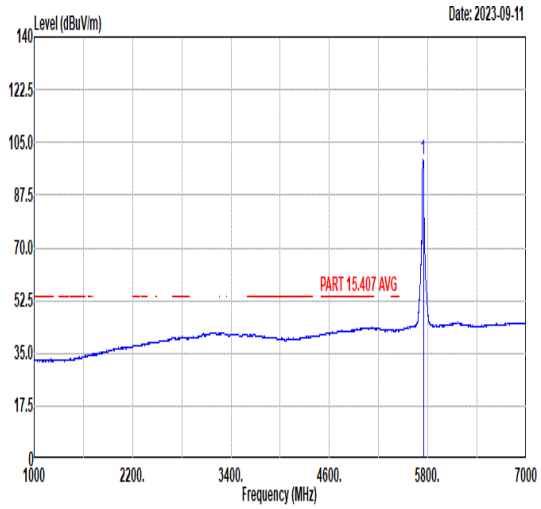 Freq Level Limit Line Margin (dB) Read Level Ant Factor Cable Loss Preamp Factor APos TPos Remark 1 5745.00 99.50 ------ ------ 85.12 35.14 11.64 32.40 100 216 AVERAGE

Mode	28	
	Band Edge	
	U-NII-3_5.725-5.85_802.11a_CH149_5745MHz	
ANT	SISO	
Pol.	Vertical	Fundamental
Peak	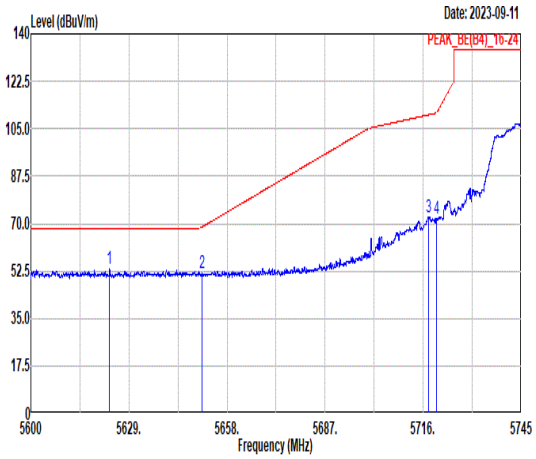 Freq Level Limit Line Margin (dB) Read Level Ant Factor Cable Loss Preamp Factor APos TPos Remark 1 5623.27 53.35 68.30 -14.95 38.99 34.97 11.70 32.31 100 222 PEAK 2 5650.53 51.58 68.70 -17.12 37.21 35.01 11.69 32.33 100 222 PEAK 3 5717.52 72.49 110.11 -37.62 58.11 35.10 11.66 32.38 100 222 PEAK 4 5720.00 71.91 110.80 -38.89 57.52 35.11 11.66 32.38 100 222 PEAK	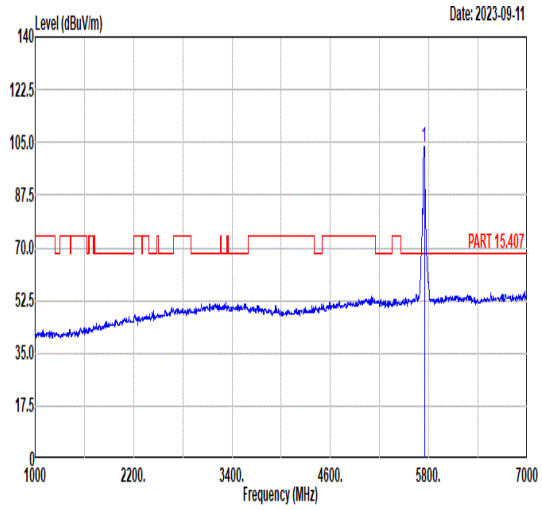 Freq Level Limit Line Margin (dB) Read Level Ant Factor Cable Loss Preamp Factor APos TPos Remark 1 5745.00 103.81 ------ ------ 89.43 35.14 11.64 32.40 100 222 PEAK
Avg	Blank	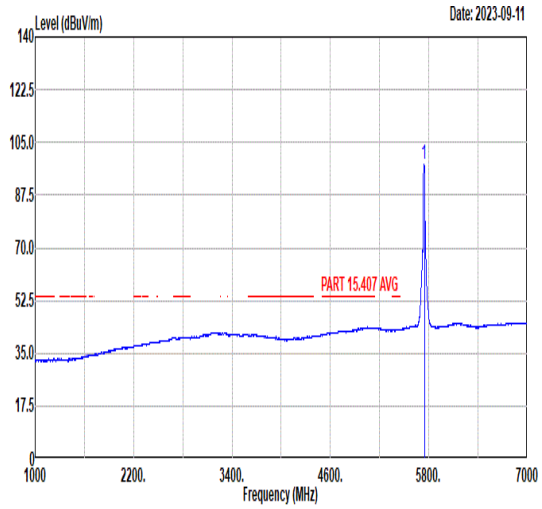 Freq Level Limit Line Margin (dB) Read Level Ant Factor Cable Loss Preamp Factor APos TPos Remark 1 5745.00 97.96 ------ ------ 83.58 35.14 11.64 32.40 100 222 AVERAGE

Mode	28	
	Harmonic	
	U-NII-3_5.725-5.85_802.11a_CH149_5745MHz	
ANT	SISO	
Pol.	Horizontal	Vertical
Peak Avg	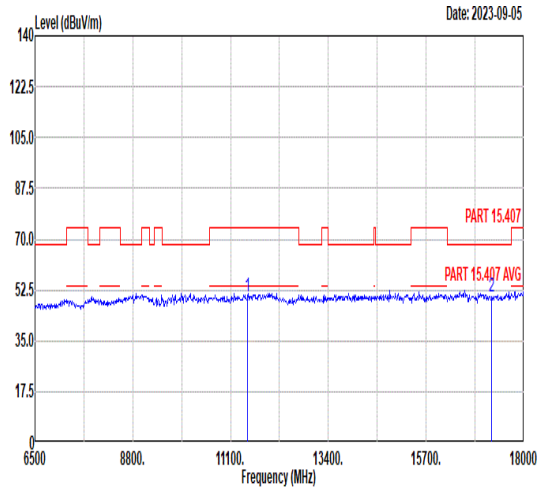 Freq Level Limit Line Margin (dB) Read Level Ant Factor Cable Loss Preamp Factor APos TPos Remark MHz dBuV/m dBuV/m dBuV dB/m dB dB cm deg 1 11490.00 49.96 74.00 -24.04 47.64 38.19 14.83 50.70 --- --- Peak 2 17235.00 50.03 68.30 -18.27 42.53 41.86 17.57 51.93 --- --- Peak	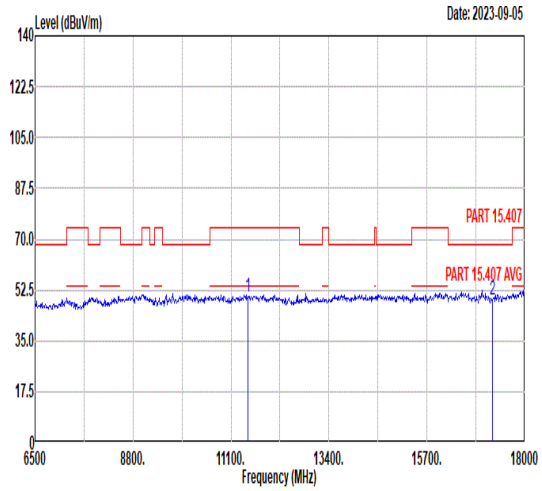 Freq Level Limit Line Margin (dB) Read Level Ant Factor Cable Loss Preamp Factor APos TPos Remark MHz dBuV/m dBuV/m dBuV dB/m dB dB cm deg 1 11490.00 50.20 74.00 -23.80 47.88 38.19 14.83 50.70 --- --- Peak 2 17235.00 49.11 68.30 -19.19 41.61 41.86 17.57 51.93 --- --- Peak

Mode	29	
	Harmonic	
	U-NII-3_5.725-5.85_802.11a_CH157_5785MHz	
ANT	SISO	
Pol.	Horizontal	Vertical
Peak Avg	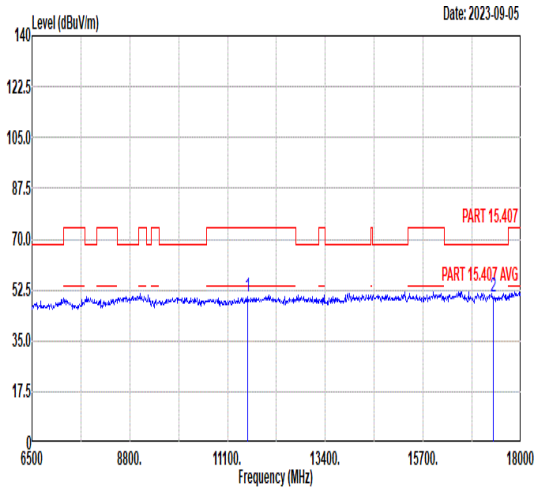 Freq Level Limit Line Margin (dB) Read Level Ant Factor Cable Loss Preamp Factor APos TPos Remark MHz dBuV/m dBuV/m dBuV dB/m dB dB cm deg 1 11570.00 50.19 74.00 -23.81 47.71 38.26 14.88 50.66 --- --- Peak 2 17355.00 50.28 68.30 -18.02 42.99 41.74 17.60 52.05 --- --- Peak	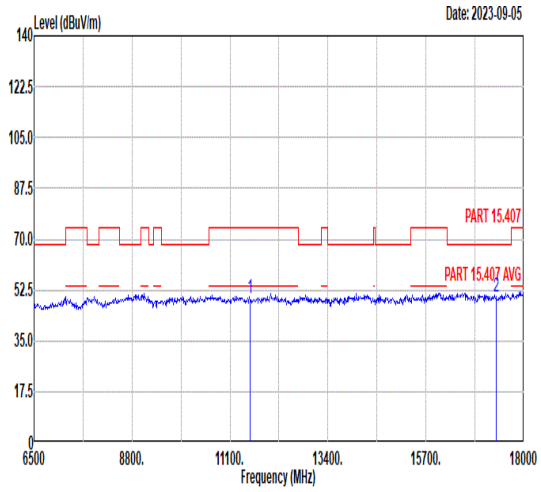 Freq Level Limit Line Margin (dB) Read Level Ant Factor Cable Loss Preamp Factor APos TPos Remark MHz dBuV/m dBuV/m dBuV dB/m dB dB cm deg 1 11570.00 49.91 74.00 -24.09 47.43 38.26 14.88 50.66 --- --- Peak 2 17355.00 50.22 68.30 -18.08 42.93 41.74 17.60 52.05 --- --- Peak

Mode	30	
	Band Edge	
	U-NII-3_5.725-5.85_802.11a_CH165_5825MHz	
ANT	SISO	
Pol.	Horizontal	Fundamental
Peak	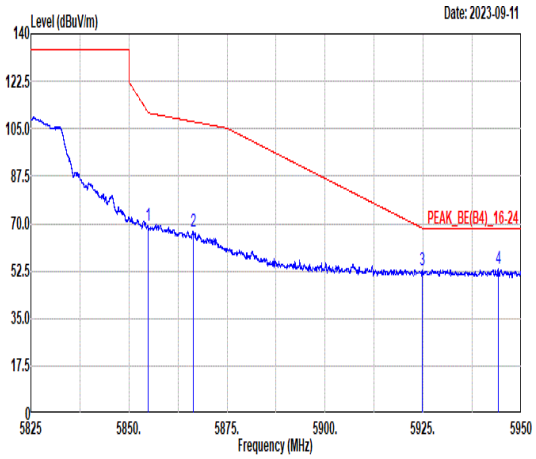 Freq Level Limit Line Margin (dB) Read Level Ant Factor Cable Loss Preamp Factor APos TPos Remark 1 5854.83 69.12 111.20 -42.08 54.79 35.30 11.52 32.49 100 216 PEAK 2 5866.44 67.24 107.60 -40.36 52.93 35.31 11.50 32.50 100 216 PEAK 3 5924.83 52.99 68.33 -15.34 38.74 35.39 11.40 32.54 100 216 PEAK 4 5944.08 53.37 68.30 -14.93 39.14 35.42 11.37 32.56 100 216 PEAK	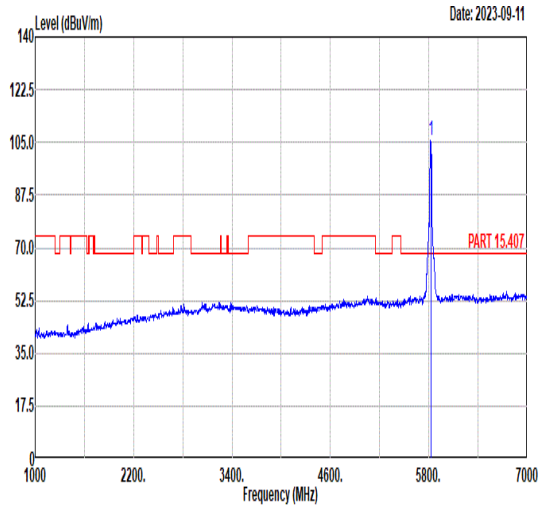 Freq Level Limit Line Margin (dB) Read Level Ant Factor Cable Loss Preamp Factor APos TPos Remark 1 5825.00 105.64 ------ ------ 91.27 35.25 11.58 32.46 100 216 PEAK
Avg	Blank	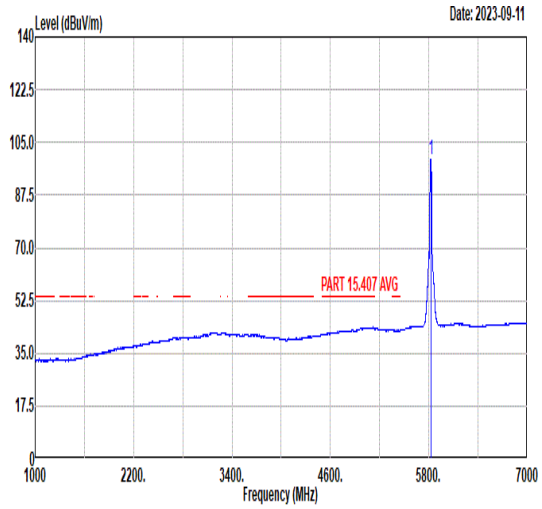 Freq Level Limit Line Margin (dB) Read Level Ant Factor Cable Loss Preamp Factor APos TPos Remark 1 5825.00 99.40 ------ ------ 85.03 35.25 11.58 32.46 100 216 AVERAGE

Mode	30	
	Band Edge	
	U-NII-3_5.725-5.85_802.11a_CH165_5825MHz	
ANT	SISO	
Pol.	Vertical	Fundamental
Peak	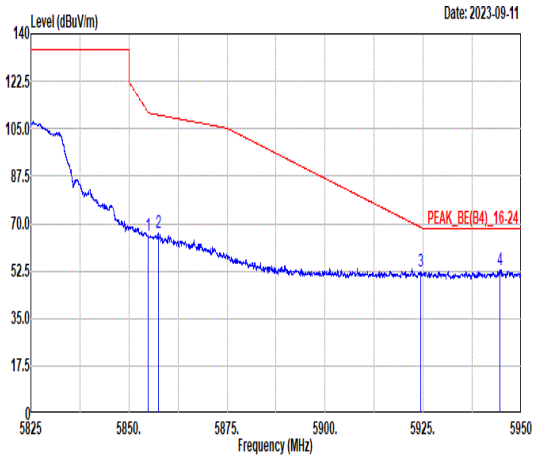 Freq Level Limit Line Margin (dB) Read Level Ant Factor Cable Loss Preamp Factor APos TPos Remark 1 5854.83 65.71 111.20 -45.49 51.38 35.30 11.52 32.49 100 227 PEAK 2 5857.44 66.51 110.12 -43.61 52.18 35.30 11.52 32.49 100 227 PEAK 3 5924.33 52.27 68.70 -16.43 38.02 35.39 11.40 32.54 100 227 PEAK 4 5944.58 52.85 68.30 -15.45 38.62 35.42 11.37 32.56 100 227 PEAK	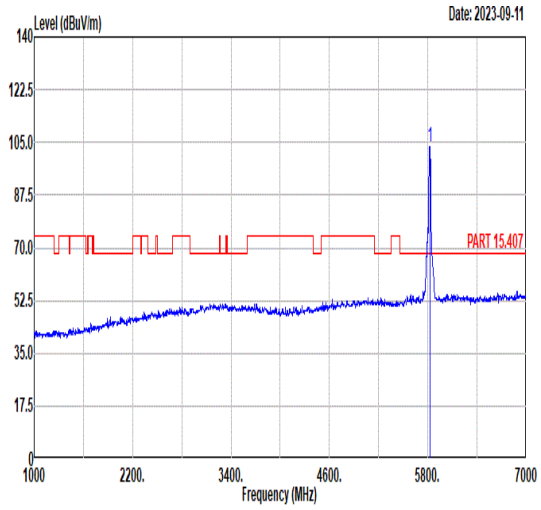 Freq Level Limit Line Margin (dB) Read Level Ant Factor Cable Loss Preamp Factor APos TPos Remark 1 5825.00 103.67 ------ ------ 89.30 35.25 11.58 32.46 100 227 PEAK
Avg	Blank	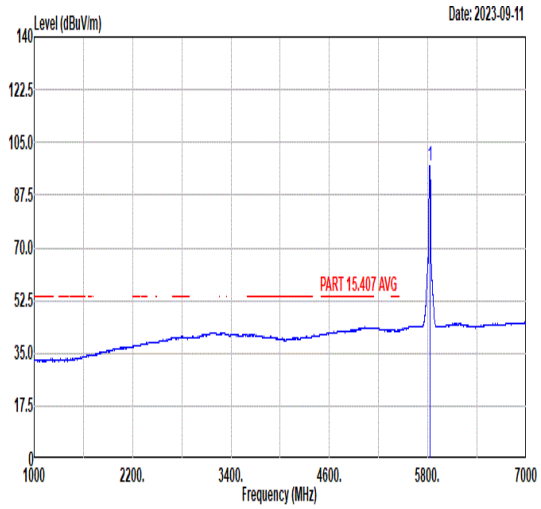 Freq Level Limit Line Margin (dB) Read Level Ant Factor Cable Loss Preamp Factor APos TPos Remark 1 5825.00 97.40 ------ ------ 83.03 35.25 11.58 32.46 100 227 AVERAGE

Mode	30	
	Harmonic	
	U-NII-3_5.725-5.85_802.11a_CH165_5825MHz	
ANT	SISO	
Pol.	Horizontal	Vertical
Peak Avg	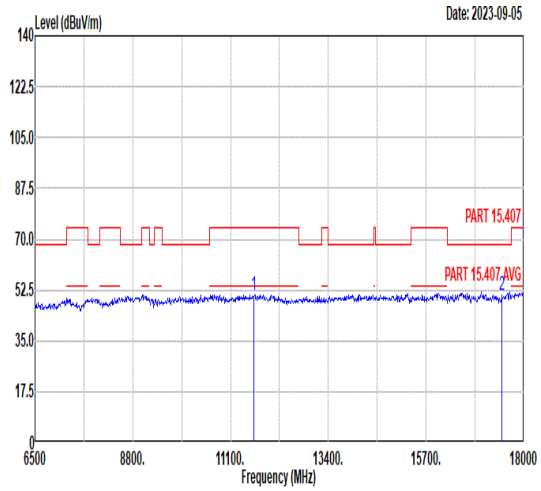 Freq Level Limit Line Margin (dB) Read Level Ant Factor Cable Loss Preamp Factor APos TPos Remark MHz dBuV/m dBuV/m dBuV dB/m dB dB cm deg 1 11650.00 50.47 74.00 -23.53 47.83 38.32 14.93 50.61 --- --- Peak 2 17475.00 50.82 68.30 -17.48 43.74 41.62 17.63 52.17 --- --- Peak	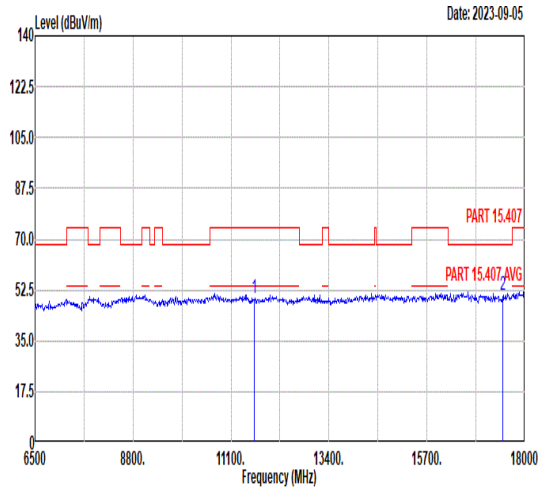 Freq Level Limit Line Margin (dB) Read Level Ant Factor Cable Loss Preamp Factor APos TPos Remark MHz dBuV/m dBuV/m dBuV dB/m dB dB cm deg 1 11650.00 49.43 74.00 -24.57 46.79 38.32 14.93 50.61 --- --- Peak 2 17475.00 50.88 68.30 -17.42 43.80 41.62 17.63 52.17 --- --- Peak

Mode	31	
	Band Edge	
	U-NII-3_5.725-5.85_802.11n HT20_CH149_5745MHz	
ANT	SISO	
Pol.	Horizontal	Fundamental
Peak	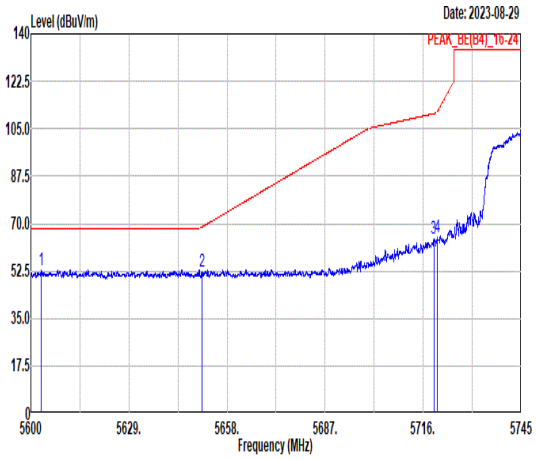 Freq Level Limit Line Margin (dB) Read Level Ant Factor Cable Loss Preamp Factor APos TPos Remark MHz dBuV/m dBuV/m dBuV dB/m dB dB cm deg 1 5603.12 53.03 68.30 -15.27 38.67 34.94 11.71 32.29 100 222 PEAK 2 5650.53 52.26 68.70 -16.44 37.89 35.01 11.69 32.33 100 222 PEAK 3 5719.12 64.22 110.55 -46.33 49.83 35.11 11.66 32.38 100 222 PEAK 4 5720.15 64.92 111.14 -46.22 50.53 35.11 11.66 32.38 100 222 PEAK	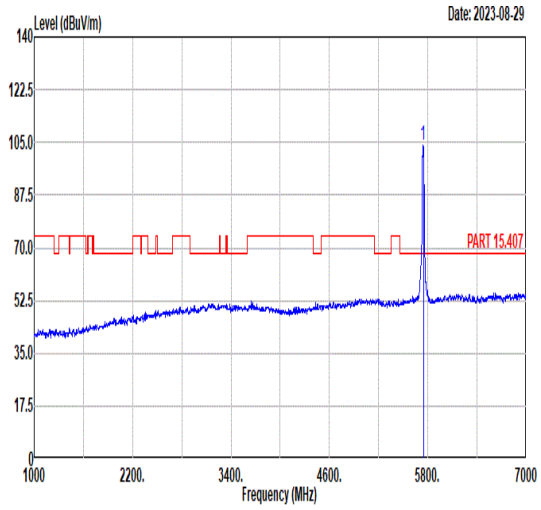 Freq Level Limit Line Margin (dB) Read Level Ant Factor Cable Loss Preamp Factor APos TPos Remark MHz dBuV/m dBuV/m dBuV dB/m dB dB cm deg 1 5745.00 103.95 ------ ------ 89.57 35.14 11.64 32.40 100 222 PEAK
Avg	Blank	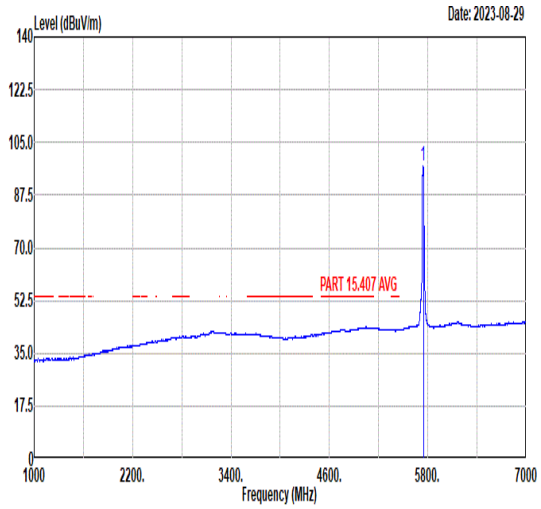 Freq Level Limit Line Margin (dB) Read Level Ant Factor Cable Loss Preamp Factor APos TPos Remark MHz dBuV/m dBuV/m dBuV dB/m dB dB cm deg 1 5745.00 97.04 ------ ------ 82.66 35.14 11.64 32.40 100 222 AVERAGE

Mode	31	
	Band Edge	
	U-NII-3_5.725-5.85_802.11n HT20_CH149_5745MHz	
ANT	SISO	
Pol.	Vertical	Fundamental
Peak	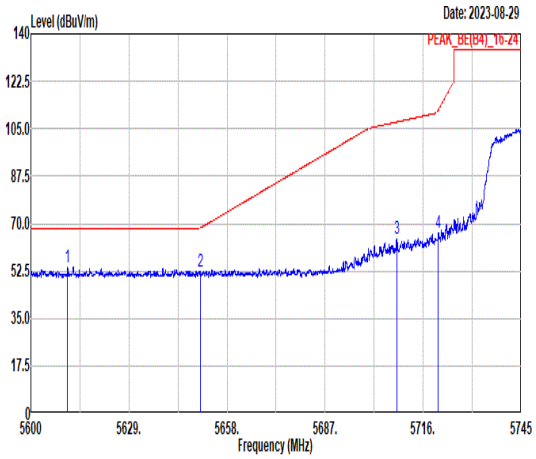 Freq Level Limit Line Margin (dB) Read Level Ant Factor Cable Loss Preamp Factor APos TPos Remark 1 5610.82 53.97 68.30 -14.33 39.60 34.96 11.71 32.30 187 156 PEAK 2 5650.11 52.10 68.38 -16.28 37.73 35.01 11.69 32.33 187 156 PEAK 3 5708.24 64.62 107.51 -42.89 50.24 35.09 11.66 32.37 187 156 PEAK 4 5720.44 66.45 111.80 -45.35 52.06 35.11 11.66 32.38 187 156 PEAK	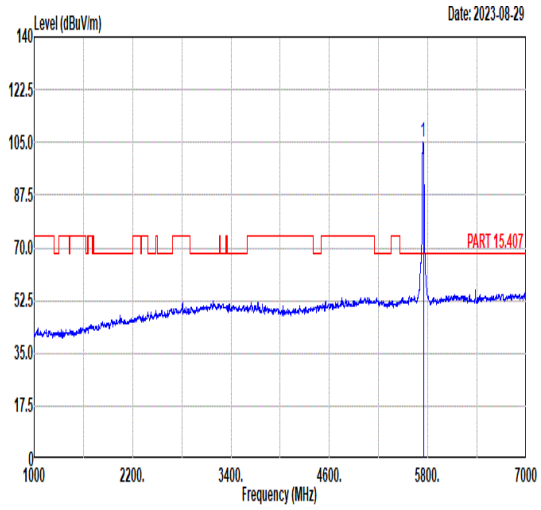 Freq Level Limit Line Margin (dB) Read Level Ant Factor Cable Loss Preamp Factor APos TPos Remark 1 5745.00 104.87 ------ ------ 90.49 35.14 11.64 32.40 187 156 PEAK
Avg	Blank	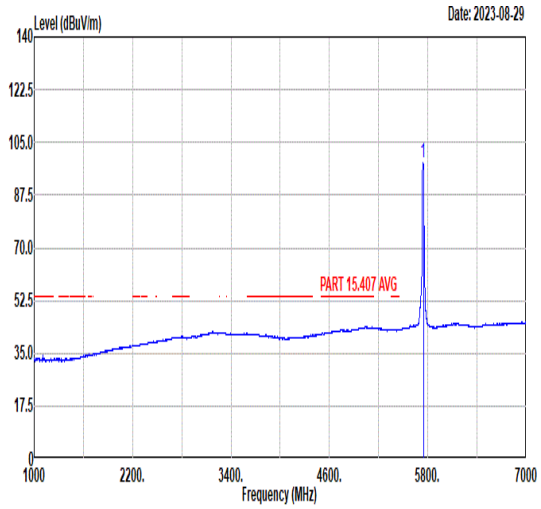 Freq Level Limit Line Margin (dB) Read Level Ant Factor Cable Loss Preamp Factor APos TPos Remark 1 5745.00 98.04 ------ ------ 83.66 35.14 11.64 32.40 187 156 AVERAGE

Mode	31	
	Harmonic	
	U-NII-3_5.725-5.85_802.11n HT20_CH149_5745MHz	
ANT	SISO	
Pol.	Horizontal	Vertical
Peak Avg	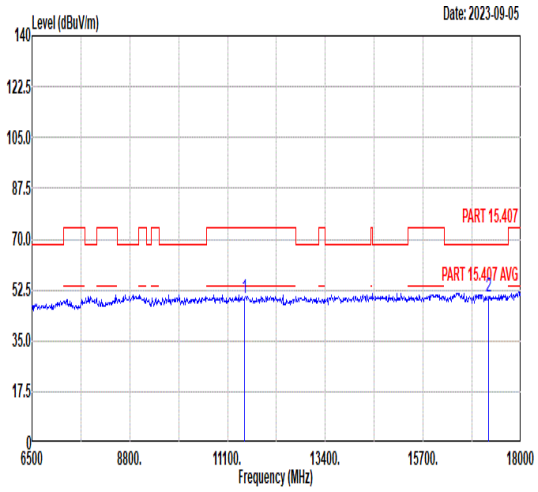 Freq Level Limit Line Margin (dB) Read Level Ant Factor Cable Loss Preamp Factor APos TPos Remark MHz dBuV/m dBuV/m dBuV dB/m dB dB cm deg 1 11490.00 49.76 74.00 -24.24 47.44 38.19 14.83 50.70 --- --- Peak 2 17235.00 50.04 68.30 -18.26 42.54 41.86 17.57 51.93 --- --- Peak	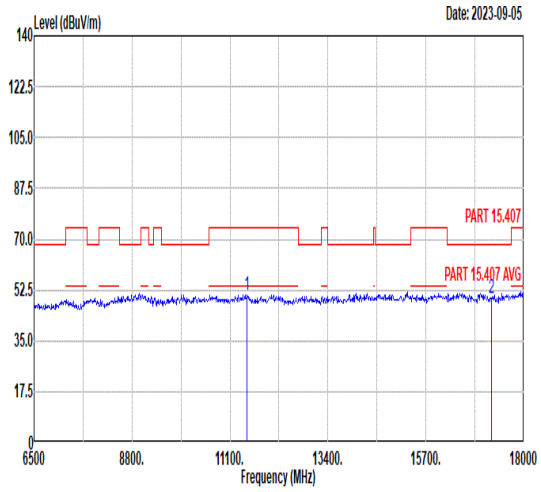 Freq Level Limit Line Margin (dB) Read Level Ant Factor Cable Loss Preamp Factor APos TPos Remark MHz dBuV/m dBuV/m dBuV dB/m dB dB cm deg 1 11490.00 50.85 74.00 -23.15 48.53 38.19 14.83 50.70 --- --- Peak 2 17235.00 49.58 68.30 -18.72 42.08 41.86 17.57 51.93 --- --- Peak

Mode	32	
	Harmonic	
	U-NII-3_5.725-5.85_802.11n HT20_CH157_5785MHz	
ANT	SISO	
Pol.	Horizontal	Vertical
Peak Avg	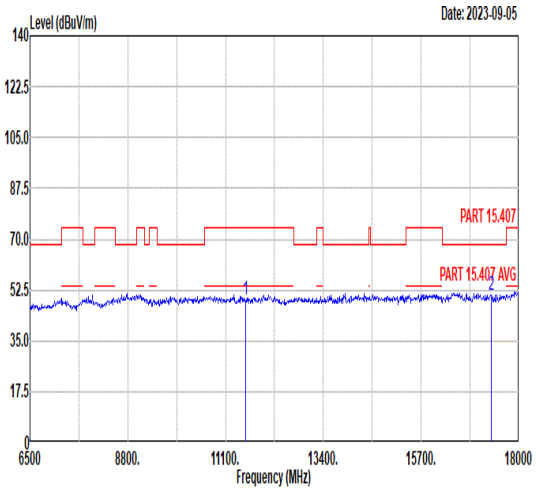 Freq Level Limit Line Margin (dB) Read Level Ant Factor Cable Loss Preamp Factor APos TPos Remark MHz dBuV/m dBuV/m dBuV dB/m dB dB cm deg 1 11570.00 49.07 74.00 -24.93 46.59 38.26 14.88 50.66 --- --- Peak 2 17355.00 50.59 68.30 -17.71 43.30 41.74 17.60 52.05 --- --- Peak	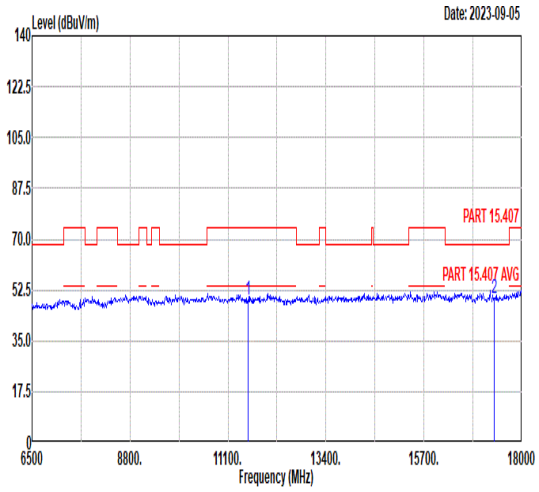 Freq Level Limit Line Margin (dB) Read Level Ant Factor Cable Loss Preamp Factor APos TPos Remark MHz dBuV/m dBuV/m dBuV dB/m dB dB cm deg 1 11570.00 49.30 74.00 -24.70 46.82 38.26 14.88 50.66 --- --- Peak 2 17355.00 49.76 68.30 -18.54 42.47 41.74 17.60 52.05 --- --- Peak

Mode	33	
	Band Edge	
	U-NII-3_5.725-5.85_802.11n HT20_CH165_5825MHz	
ANT	SISO	
Pol.	Horizontal	Fundamental
Peak	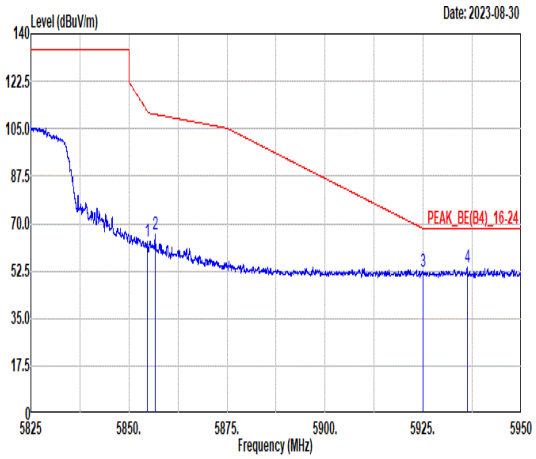 Freq Level Limit Line Margin (dB) Read Level Ant Factor Cable Loss Preamp Factor APos TPos Remark 1 5854.69 63.62 111.51 -47.89 49.29 35.30 11.52 32.49 100 218 PEAK 2 5856.69 66.18 110.33 -44.15 51.85 35.30 11.52 32.49 100 218 PEAK 3 5924.94 52.05 68.25 -16.20 37.80 35.39 11.40 32.54 100 218 PEAK 4 5936.19 53.63 68.30 -14.67 39.39 35.41 11.38 32.55 100 218 PEAK	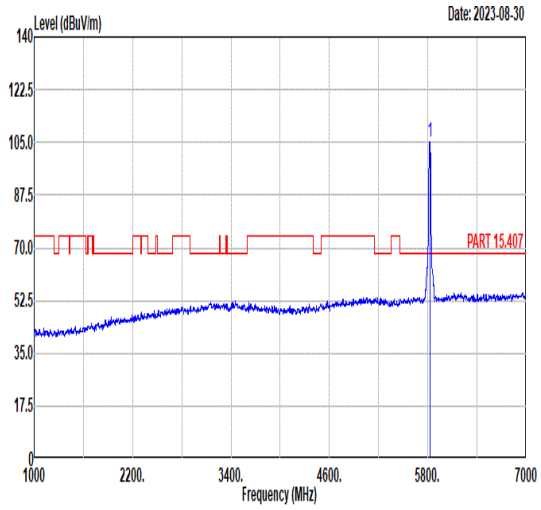 Freq Level Limit Line Margin (dB) Read Level Ant Factor Cable Loss Preamp Factor APos TPos Remark 1 5825.00 105.03 ------ ------ 90.66 35.25 11.58 32.46 100 218 PEAK
Avg	Blank	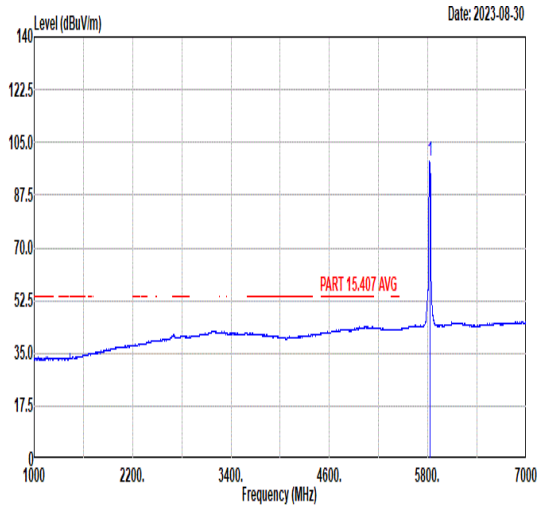 Freq Level Limit Line Margin (dB) Read Level Ant Factor Cable Loss Preamp Factor APos TPos Remark 1 5825.00 98.75 ------ ------ 84.38 35.25 11.58 32.46 100 218 AVERAGE

Mode	33	
	Band Edge	
	U-NII-3_5.725-5.85_802.11n HT20_CH165_5825MHz	
ANT	SISO	
Pol.	Vertical	Fundamental
Peak	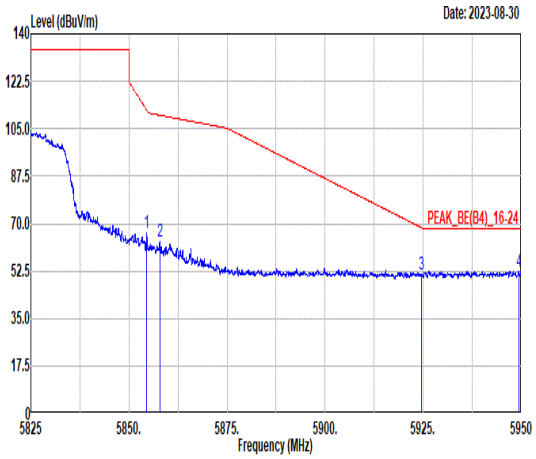 Freq Level Limit Line Margin (dB) Read Level Ant Factor Cable Loss Preamp Factor APos TPos Remark 1 5854.44 66.40 112.08 -45.68 52.07 35.30 11.52 32.49 100 225 PEAK 2 5857.94 63.41 109.98 -46.57 49.08 35.30 11.52 32.49 100 225 PEAK 3 5924.58 51.34 68.51 -17.17 37.09 35.39 11.40 32.54 100 225 PEAK 4 5949.33 52.56 68.30 -15.74 38.33 35.43 11.36 32.56 100 225 PEAK	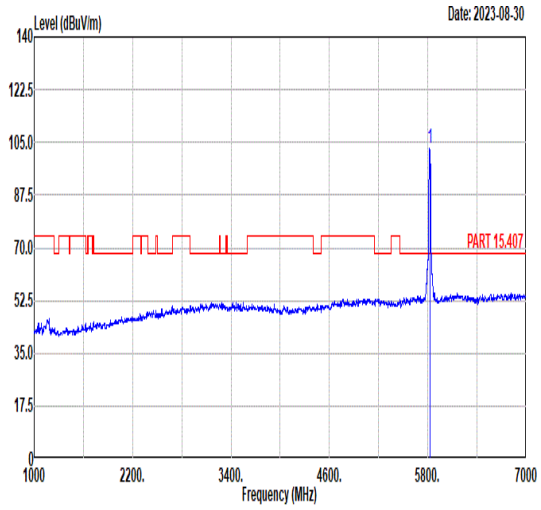 Freq Level Limit Line Margin (dB) Read Level Ant Factor Cable Loss Preamp Factor APos TPos Remark 1 5825.00 102.90 ------ ------ 88.53 35.25 11.58 32.46 100 225 PEAK
Avg	Blank	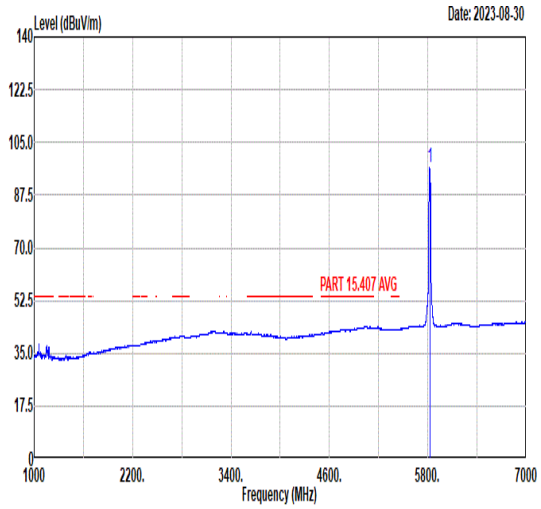 Freq Level Limit Line Margin (dB) Read Level Ant Factor Cable Loss Preamp Factor APos TPos Remark 1 5825.00 96.71 ------ ------ 82.34 35.25 11.58 32.46 100 225 AVERAGE

Mode	33	
	Harmonic	
	U-NII-3_5.725-5.85_802.11n HT20_CH165_5825MHz	
ANT	SISO	
Pol.	Horizontal	Vertical
Peak Avg	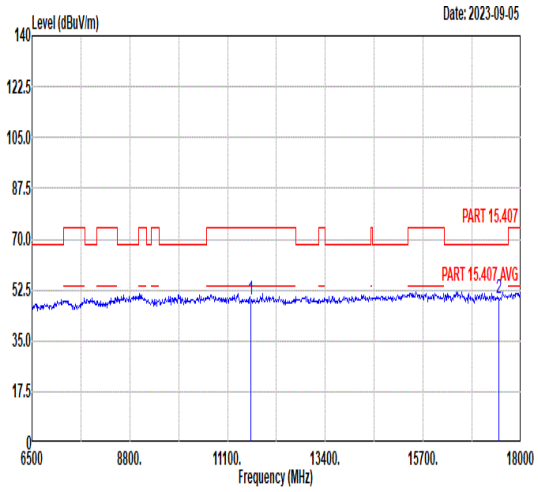 Freq Level Limit Line Margin (dB) Read Level Ant Factor Cable Loss Preamp Factor APos TPos Remark MHz dBuV/m dBuV/m dBuV dB/m dB dB cm deg 1 11650.00 49.34 74.00 -24.66 46.70 38.32 14.93 50.61 --- --- Peak 2 17475.00 49.80 68.30 -18.50 42.72 41.62 17.63 52.17 --- --- Peak	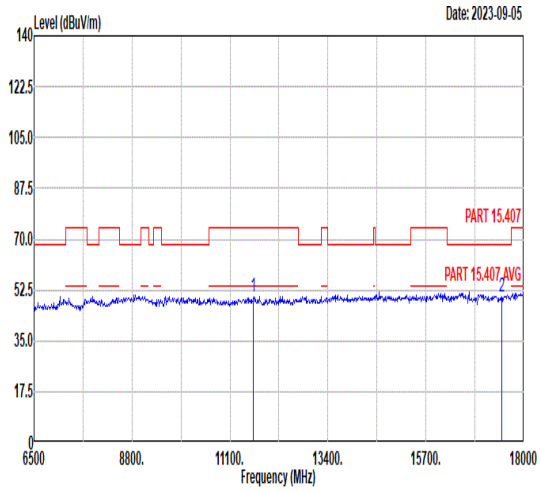 Freq Level Limit Line Margin (dB) Read Level Ant Factor Cable Loss Preamp Factor APos TPos Remark MHz dBuV/m dBuV/m dBuV dB/m dB dB cm deg 1 11650.00 50.29 74.00 -23.71 47.65 38.32 14.93 50.61 --- --- Peak 2 17475.00 50.33 68.30 -17.97 43.25 41.62 17.63 52.17 --- --- Peak

Mode	34	
	Band Edge - L	
	U-NII-3_5.725-5.85_802.11n HT40_CH151_5755MHz	
ANT	SISO	
Pol.	Horizontal	Fundamental
Peak	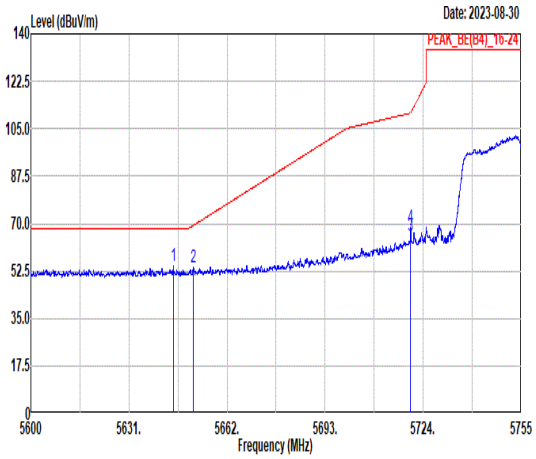 Freq Level Limit Line Margin (dB) Read Level Ant Factor Cable Loss Preamp Factor APos TPos Remark 1 5645.03 54.18 68.30 -14.12 39.81 35.00 11.69 32.32 100 220 PEAK 2 5651.24 53.68 69.22 -15.54 39.31 35.01 11.69 32.33 100 220 PEAK 3 5719.99 65.31 110.80 -45.49 50.92 35.11 11.66 32.38 100 220 PEAK 4 5720.06 68.70 110.94 -42.24 54.31 35.11 11.66 32.38 100 220 PEAK	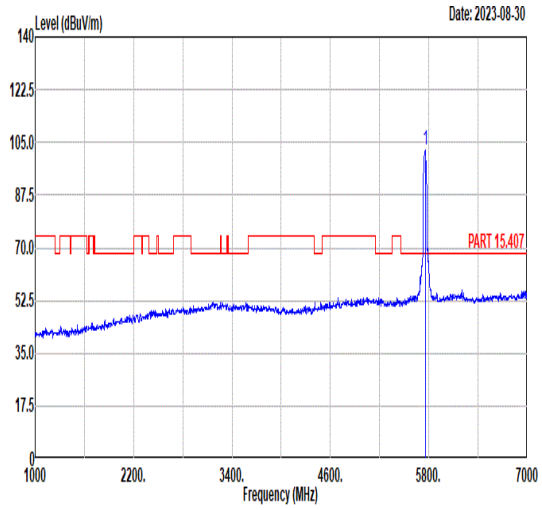 Freq Level Limit Line Margin (dB) Read Level Ant Factor Cable Loss Preamp Factor APos TPos Remark 1 5755.00 102.27 ------ ------ 87.88 35.16 11.64 32.41 100 220 PEAK
Avg	Blank	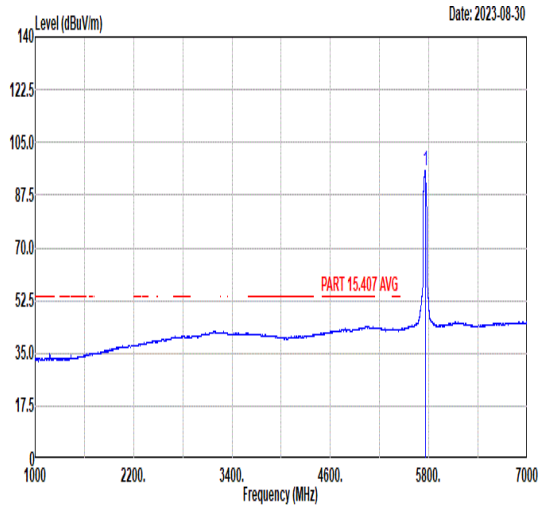 Freq Level Limit Line Margin (dB) Read Level Ant Factor Cable Loss Preamp Factor APos TPos Remark 1 5755.00 95.39 ------ ------ 81.00 35.16 11.64 32.41 100 220 AVERAGE

Mode	34	
	Band Edge - R	
	U-NII-3_5.725-5.85_802.11n HT40_CH151_5755MHz	
ANT	SISO	
Pol.	Horizontal	Fundamental
Peak	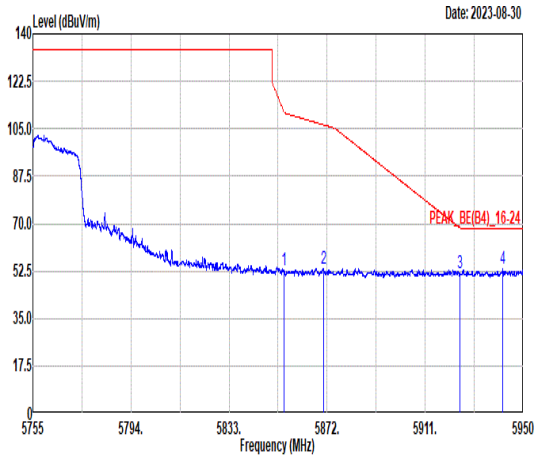 Freq Level Limit Line Margin (dB) Read Level Ant Factor Cable Loss Preamp Factor APos TPos Remark MHz dBuV/m dBuV/m dBuV dB/m dB dB cm deg 1 5854.96 52.88 110.90 -58.02 38.55 35.30 11.52 32.49 100 220 PEAK 2 5870.54 53.33 106.45 -53.12 39.01 35.32 11.50 32.50 100 220 PEAK 3 5924.75 51.96 68.39 -16.43 37.71 35.39 11.40 32.54 100 220 PEAK 4 5941.73 53.22 68.30 -15.08 38.98 35.42 11.38 32.56 100 220 PEAK	Blank

Mode	34	
	Band Edge - L	
	U-NII-3_5.725-5.85_802.11n HT40_CH151_5755MHz	
ANT	SISO	
Pol.	Vertical	Fundamental
Peak	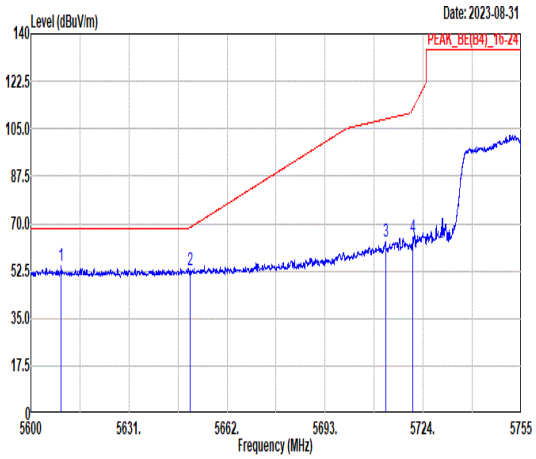 Freq Level Limit Line Margin (dB) Read Level Ant Factor Cable Loss Preamp Factor APos TPos Remark 1 5609.53 54.27 68.30 -14.03 39.91 34.95 11.71 32.30 100 226 PEAK 2 5650.31 52.67 68.53 -15.86 38.30 35.01 11.69 32.33 100 226 PEAK 3 5712.16 63.45 108.61 -45.16 49.07 35.10 11.66 32.38 100 226 PEAK 4 5720.68 65.09 112.36 -47.27 50.70 35.11 11.66 32.38 100 226 PEAK	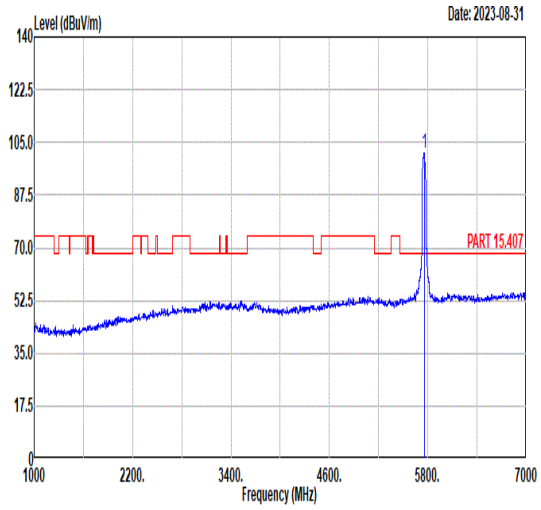 Freq Level Limit Line Margin (dB) Read Level Ant Factor Cable Loss Preamp Factor APos TPos Remark 1 5755.00 101.47 ------ ------ 87.08 35.16 11.64 32.41 100 226 PEAK
Avg	Blank	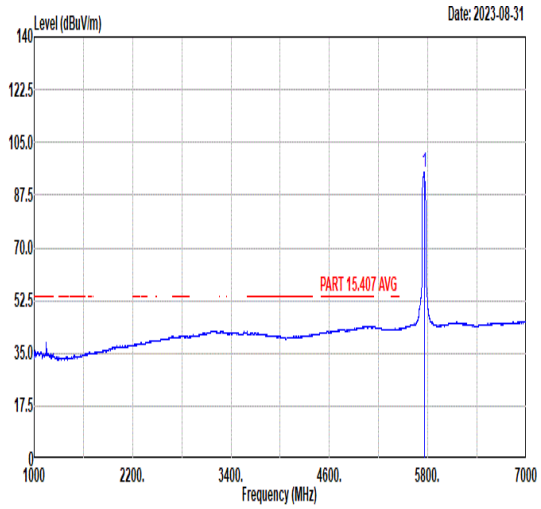 Freq Level Limit Line Margin (dB) Read Level Ant Factor Cable Loss Preamp Factor APos TPos Remark 1 5755.00 95.25 ------ ------ 80.86 35.16 11.64 32.41 100 226 AVERAGE

Mode	34	
	Band Edge - R	
	U-NII-3_5.725-5.85_802.11n HT40_CH151_5755MHz	
ANT	SISO	
Pol.	Vertical	Fundamental
Peak	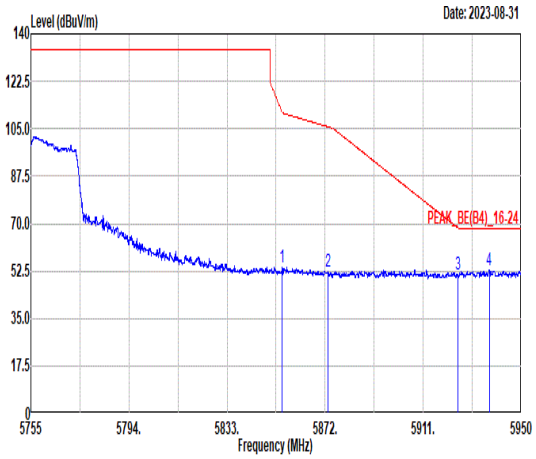 Freq Level Limit Line Margin (dB) Read Level Ant Factor Cable Loss Preamp Factor APos TPos Remark MHz dBuV/m dBuV/m dBuV dB/m dB dB cm deg 1 5854.96 53.83 110.90 -57.07 39.50 35.30 11.52 32.49 100 226 PEAK 2 5873.07 52.19 105.74 -53.55 37.88 35.32 11.49 32.50 100 226 PEAK 3 5924.75 51.42 68.39 -16.97 37.17 35.39 11.40 32.54 100 226 PEAK 4 5937.25 53.00 68.30 -15.30 38.76 35.41 11.38 32.55 100 226 PEAK	Blank

Mode	35	
	Band Edge - L	
	U-NII-3_5.725-5.85_802.11n HT40_CH159_5795MHz	
ANT	SISO	
Pol.	Horizontal	Fundamental
Peak	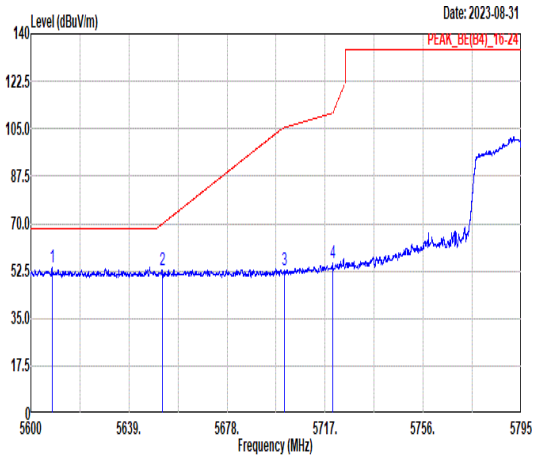 Freq Level Limit Line Margin (dB) Read Level Ant Factor Cable Loss Preamp Factor APos TPos Remark 1 5608.48 53.82 68.30 -14.48 39.45 34.95 11.71 32.29 100 219 PEAK 2 5652.16 52.96 69.90 -16.94 38.59 35.01 11.69 32.33 100 219 PEAK 3 5700.74 52.66 105.41 -52.75 38.29 35.08 11.66 32.37 100 219 PEAK 4 5720.02 55.37 110.85 -55.48 40.98 35.11 11.66 32.38 100 219 PEAK	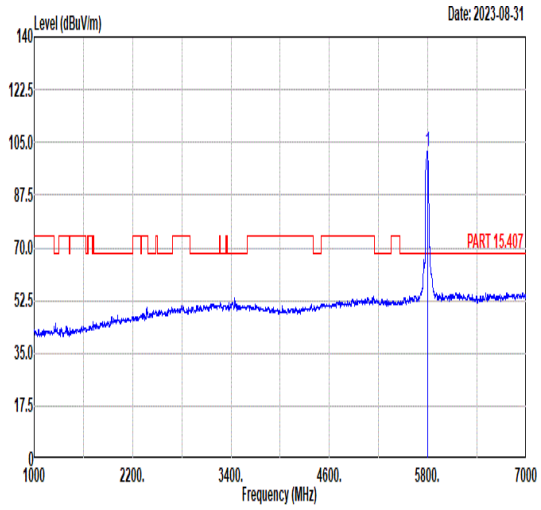 Freq Level Limit Line Margin (dB) Read Level Ant Factor Cable Loss Preamp Factor APos TPos Remark 1 5795.00 102.09 ------ ------ 87.69 35.22 11.62 32.44 100 219 PEAK
Avg	Blank	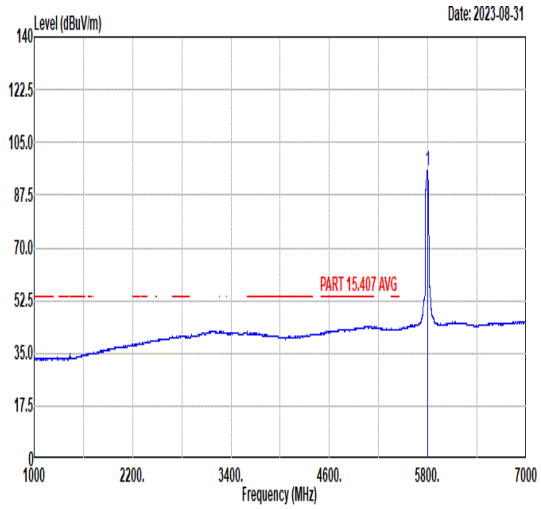 Freq Level Limit Line Margin (dB) Read Level Ant Factor Cable Loss Preamp Factor APos TPos Remark 1 5795.00 95.50 ------ ------ 81.11 35.21 11.62 32.44 100 219 AVERAGE

Mode	35	
	Band Edge - R	
	U-NII-3_5.725-5.85_802.11n HT40_CH159_5795MHz	
ANT	SISO	
Pol.	Horizontal	Fundamental
Peak	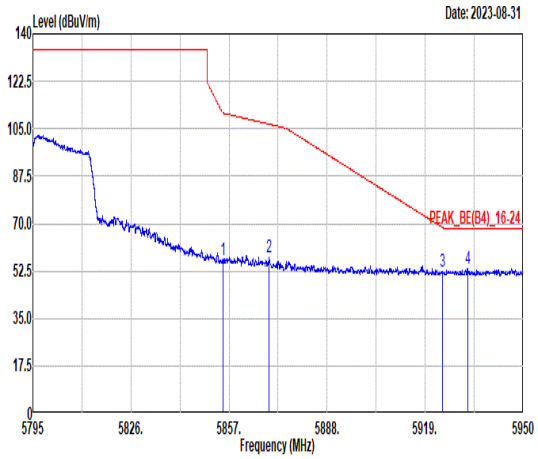 Freq Level Limit Line Margin (dB) Read Level Ant Factor Cable Loss Preamp Factor APos TPos Remark MHz dBuV/m dBuV/m dBuV dB/m dB dB cm deg 1 5854.99 56.51 110.83 -54.32 42.18 35.30 11.52 32.49 100 219 PEAK 2 5869.65 57.61 106.70 -49.09 43.29 35.32 11.50 32.50 100 219 PEAK 3 5924.52 52.11 68.56 -16.45 37.86 35.39 11.40 32.54 100 219 PEAK 4 5932.41 53.37 68.30 -14.93 39.12 35.41 11.39 32.55 100 219 PEAK	Blank

Mode	35	
	Band Edge - L	
	U-NII-3_5.725-5.85_802.11n HT40_CH159_5795MHz	
ANT	SISO	
Pol.	Vertical	Fundamental
Peak	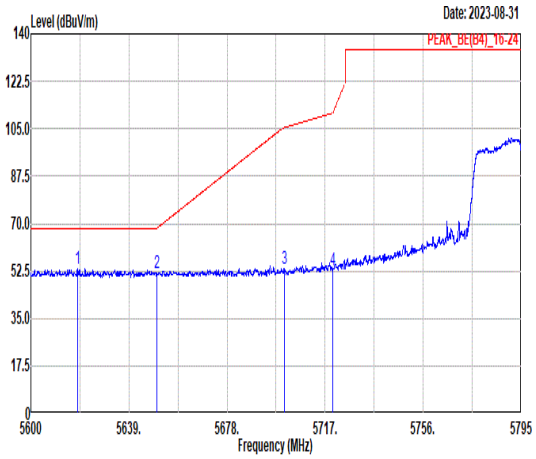 Freq Level Limit Line Margin (dB) Read Level Ant Factor Cable Loss Preamp Factor APos TPos Remark 1 5618.45 53.29 68.30 -15.01 38.92 34.97 11.70 32.30 100 226 PEAK 2 5650.04 51.99 68.33 -16.34 37.62 35.01 11.69 32.33 100 226 PEAK 3 5700.74 53.59 105.41 -51.82 39.22 35.08 11.66 32.37 100 226 PEAK 4 5720.00 52.95 110.81 -57.86 38.56 35.11 11.66 32.38 100 226 PEAK	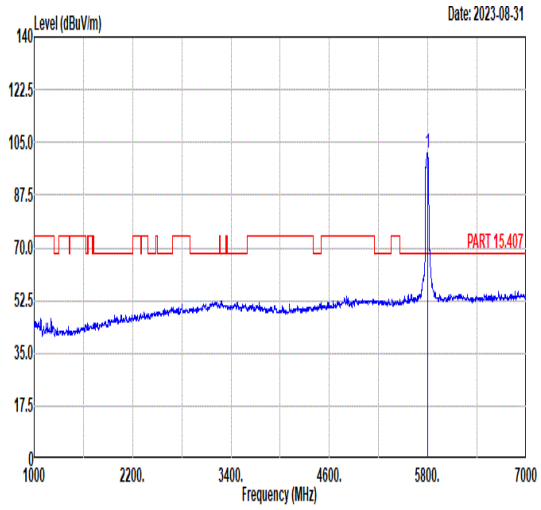 Freq Level Limit Line Margin (dB) Read Level Ant Factor Cable Loss Preamp Factor APos TPos Remark 1 5795.00 101.52 ------ ------ 87.13 35.21 11.62 32.44 100 226 PEAK
Avg	Blank	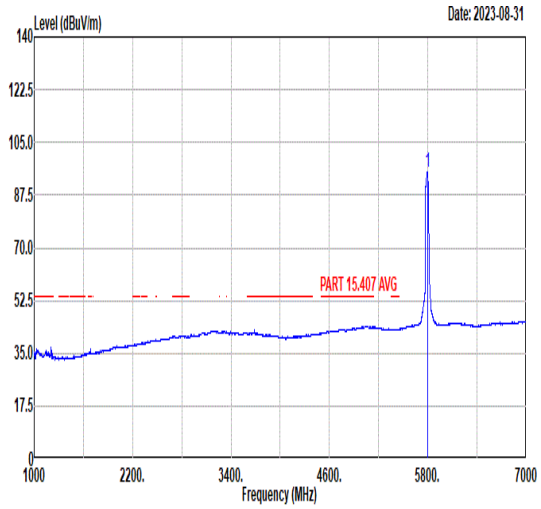 Freq Level Limit Line Margin (dB) Read Level Ant Factor Cable Loss Preamp Factor APos TPos Remark 1 5795.00 95.10 ------ ------ 80.71 35.21 11.62 32.44 100 226 AVERAGE

Mode	35	
	Band Edge - R	
	U-NII-3_5.725-5.85_802.11n HT40_CH159_5795MHz	
ANT	SISO	
Pol.	Vertical	Fundamental
Peak	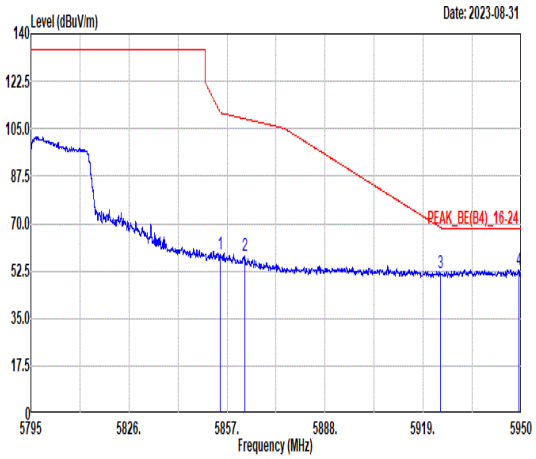 Freq Level Limit Line Margin (dB) Read Level Ant Factor Cable Loss Preamp Factor APos TPos Remark MHz dBuV/m dBuV/m dBuV dB/m dB dB cm deg 1 5854.77 58.50 111.33 -52.83 44.17 35.30 11.52 32.49 100 226 PEAK 2 5862.52 57.86 108.69 -50.83 43.53 35.31 11.51 32.49 100 226 PEAK 3 5924.36 52.03 68.67 -16.64 37.78 35.39 11.40 32.54 100 226 PEAK 4 5949.15 53.09 68.30 -15.21 38.86 35.43 11.36 32.56 100 226 PEAK	Blank

Mode	36	
	Band Edge - L	
	U-NII-3_5.725-5.85_802.11ac VHT80_CH155_5775MHz	
ANT	SISO	
Pol.	Horizontal	Fundamental
Peak	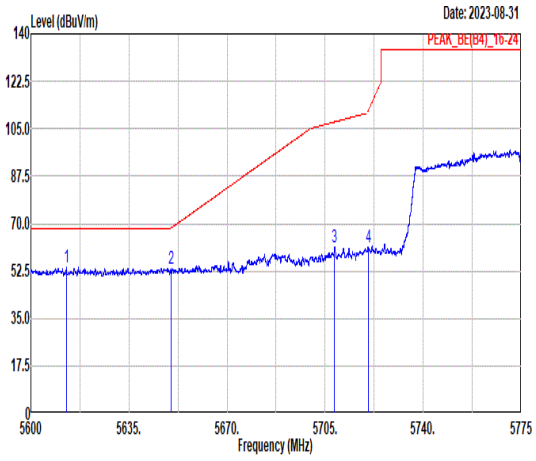 Freq Level Limit Line Margin (dB) Read Level Ant Factor Cable Loss Preamp Factor APos TPos Remark 1 5612.71 53.75 68.30 -14.55 39.38 34.96 11.71 32.30 100 218 PEAK 2 5650.02 53.19 68.31 -15.12 38.82 35.01 11.69 32.33 100 218 PEAK 3 5708.41 61.24 107.56 -46.32 46.86 35.09 11.66 32.37 100 218 PEAK 4 5720.31 61.37 111.51 -50.14 46.98 35.11 11.66 32.38 100 218 PEAK	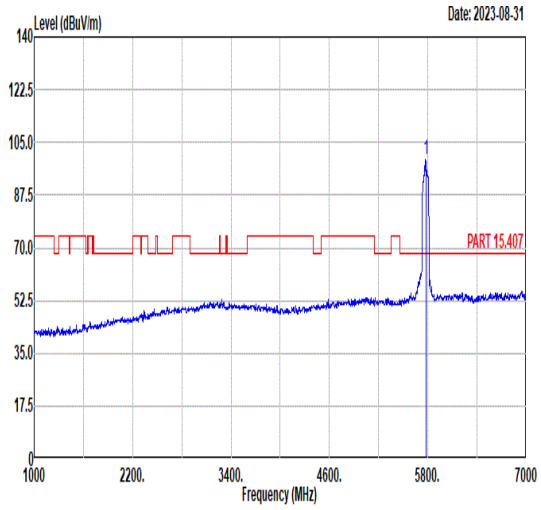 Freq Level Limit Line Margin (dB) Read Level Ant Factor Cable Loss Preamp Factor APos TPos Remark 1 5775.00 99.37 ------ ------ 84.99 35.17 11.63 32.42 100 218 PEAK
Avg	Blank	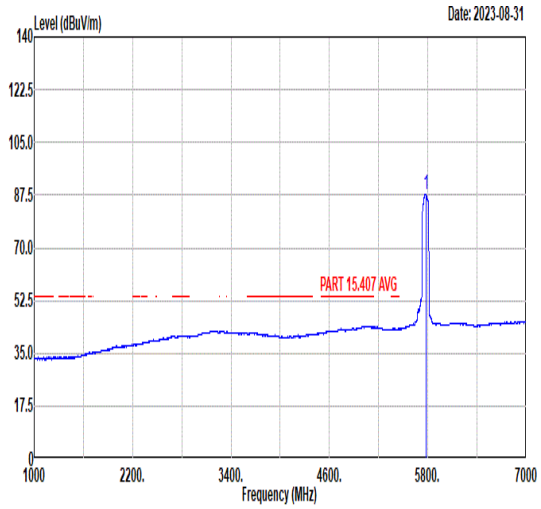 Freq Level Limit Line Margin (dB) Read Level Ant Factor Cable Loss Preamp Factor APos TPos Remark 1 5775.00 87.77 ------ ------ 73.38 35.18 11.63 32.42 100 218 AVERAGE

Mode	36	
	Band Edge - R	
	U-NII-3_5.725-5.85_802.11ac VHT80_CH155_5775MHz	
ANT	SISO	
Pol.	Horizontal	Fundamental
Peak	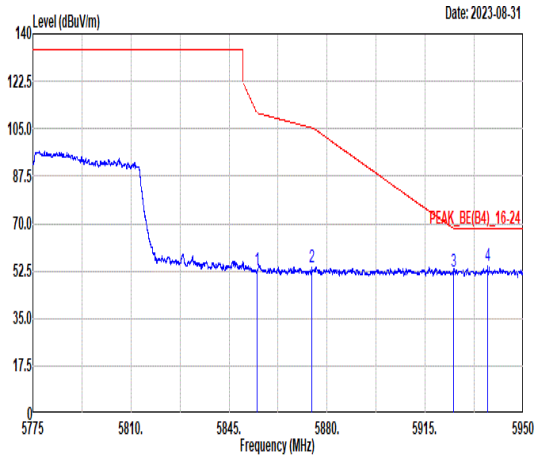 Freq Level Limit Line Margin (dB) Read Level Ant Factor Cable Loss Preamp Factor APos TPos Remark MHz dBuV/m dBuV/m dBuV dB/m dB dB cm deg 1 5854.91 52.61 111.02 -58.41 38.28 35.30 11.52 32.49 100 218 PEAK 2 5874.49 53.74 105.34 -51.60 39.43 35.32 11.49 32.50 100 218 PEAK 3 5924.99 52.38 68.21 -15.83 38.13 35.39 11.40 32.54 100 218 PEAK 4 5937.31 54.66 68.30 -13.64 40.42 35.41 11.38 32.55 100 218 PEAK	Blank

Mode	36	
	Band Edge - L	
	U-NII-3_5.725-5.85_802.11ac VHT80_CH155_5775MHz	
ANT	SISO	
Pol.	Vertical	Fundamental
Peak	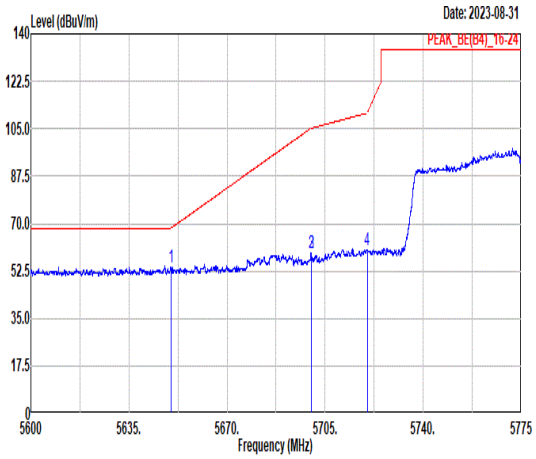 Freq Level Limit Line Margin (dB) Read Level Ant Factor Cable Loss Preamp Factor APos TPos Remark MHz dBuV/m dBuV/m dBuV dB/m dB dB cm deg 1 5650.02 53.88 68.31 -14.43 39.51 35.01 11.69 32.33 247 156 PEAK 2 5700.01 58.94 105.20 -46.26 44.57 35.08 11.66 32.37 247 156 PEAK 3 5700.01 58.94 105.20 -46.26 44.57 35.08 11.66 32.37 247 156 4 5720.02 60.09 110.83 -50.74 45.70 35.11 11.66 32.38 247 156 PEAK	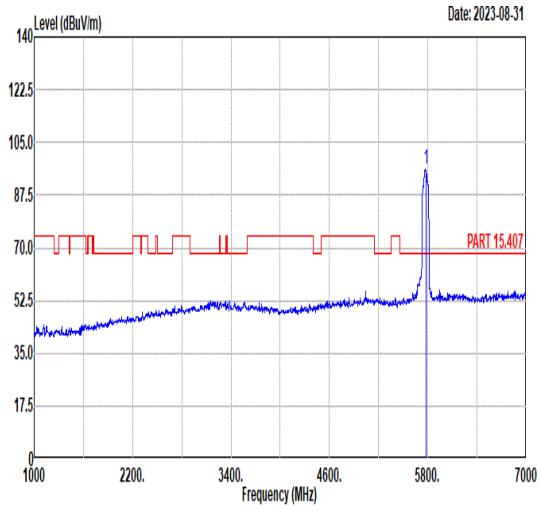 Freq Level Limit Line Margin (dB) Read Level Ant Factor Cable Loss Preamp Factor APos TPos Remark MHz dBuV/m dBuV/m dBuV dB/m dB dB cm deg 1 5775.00 96.10 ------ ------ 81.72 35.17 11.63 32.42 247 156 PEAK
Avg	Blank	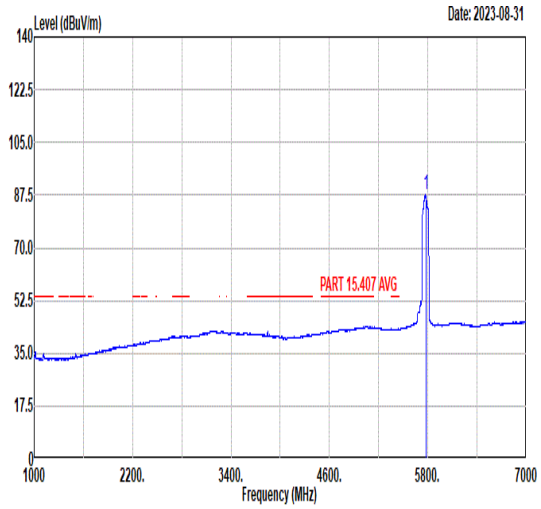 Freq Level Limit Line Margin (dB) Read Level Ant Factor Cable Loss Preamp Factor APos TPos Remark MHz dBuV/m dBuV/m dBuV dB/m dB dB cm deg 1 5775.00 87.56 ------ ------ 73.18 35.17 11.63 32.42 247 156 AVERAGE

Mode	36	
	Band Edge - R	
	U-NII-3_5.725-5.85_802.11ac VHT80_CH155_5775MHz	
ANT	SISO	
Pol.	Vertical	Fundamental
Peak	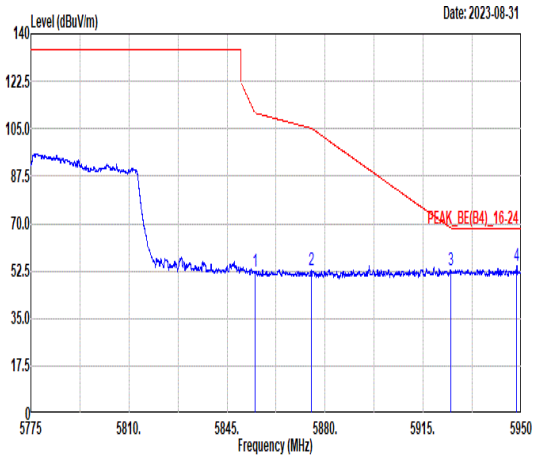 Freq Level Limit Line Margin (dB) Read Level Ant Factor Cable Loss Preamp Factor APos TPos Remark MHz dBuV/m dBuV/m dBuV dB/m dB dB cm deg 1 5854.99 52.09 110.82 -58.73 37.76 35.30 11.52 32.49 247 156 PEAK 2 5875.00 52.63 105.20 -52.57 38.32 35.32 11.49 32.50 247 156 PEAK 3 5924.73 52.83 68.40 -15.57 38.58 35.39 11.40 32.54 247 156 PEAK 4 5948.36 54.65 68.30 -13.65 40.42 35.43 11.36 32.56 247 156 PEAK	Blank

Mode	36	
	Harmonic	
	U-NII-3_5.725-5.85_802.11ac VHT80_CH155_5775MHz	
ANT	SISO	
Pol.	Horizontal	Vertical
Peak Avg	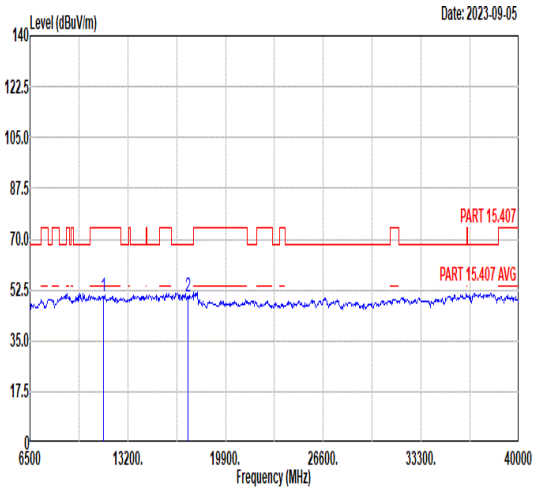 Freq Level Limit Line Margin (dB) Read Level Ant Factor Cable Loss Preamp Factor APos TPos Remark MHz dBuV/m dBuV/m dBuV dB/m dB dB cm deg 1 11550.00 50.06 74.00 -23.94 47.62 38.24 14.87 50.67 --- --- Peak 2 17325.00 50.23 68.30 -18.07 42.89 41.77 17.59 52.02 --- --- Peak	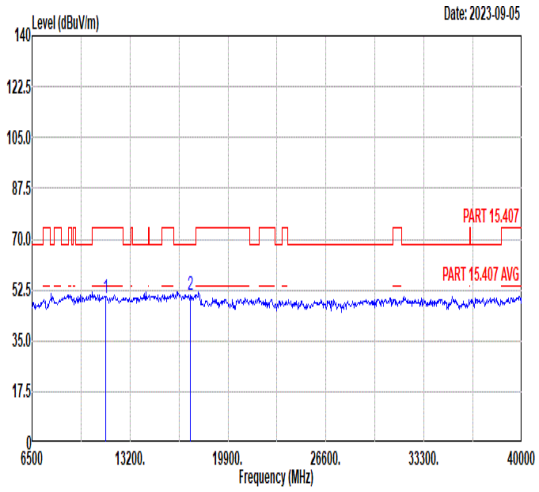 Freq Level Limit Line Margin (dB) Read Level Ant Factor Cable Loss Preamp Factor APos TPos Remark MHz dBuV/m dBuV/m dBuV dB/m dB dB cm deg 1 11550.00 49.89 74.00 -24.11 47.45 38.24 14.87 50.67 --- --- Peak 2 17325.00 50.51 68.30 -17.79 43.17 41.77 17.59 52.02 --- --- Peak

Mode	37
	LF
	U-NII-2A_5.25-5.35_802.11a_CH64 _5320MHz
ANT	SISO

Pol.	Horizontal	Vertical
QP/ Peak	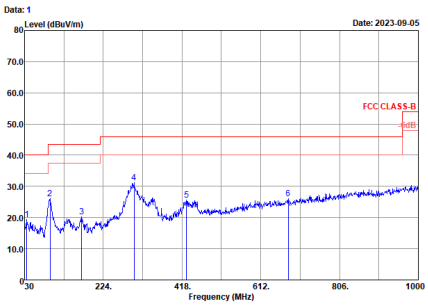 Freq Level Over Limit Limit Line ReadLevel Antenna Factor Cable Loss Preamp Factor A/Pos T/Pos Remark MHz dBuV/m dB dBuV/m dBuV dB/m dB dB cm deg 1 35.820 19.31 -20.69 40.00 34.03 18.80 1.30 34.82 --- --- Peak 2 93.050 26.03 -17.47 43.50 44.74 14.06 2.03 34.80 --- --- Peak 3 170.650 20.20 -23.30 43.50 34.71 17.75 2.44 34.70 --- --- Peak 4 299.660 31.10 -14.90 46.00 43.37 19.12 3.21 34.60 --- --- Peak 5 428.670 25.61 -20.39 46.00 34.53 22.18 3.40 34.50 --- --- Peak 6 679.900 26.02 -19.98 46.00 29.99 26.76 3.71 34.44 --- --- Peak	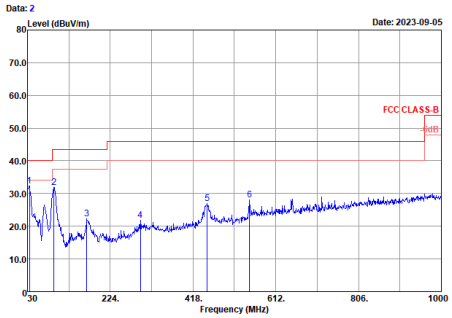 Freq Level Over Limit Limit Line ReadLevel Antenna Factor Cable Loss Preamp Factor A/Pos T/Pos Remark MHz dBuV/m dB dBuV/m dBuV dB/m dB dB cm deg 1 34.850 32.34 -7.66 40.00 39.97 22.30 1.27 31.20 --- --- Peak 2 92.080 31.94 -11.56 43.50 45.92 15.46 1.84 31.28 --- --- Peak 3 168.710 22.33 -21.17 43.50 35.22 15.85 2.29 31.03 --- --- Peak 4 294.810 21.76 -24.24 46.00 30.61 19.35 2.70 30.90 --- --- Peak 5 450.980 26.98 -19.02 46.00 31.36 23.01 3.31 30.70 --- --- Peak 6 550.890 28.06 -17.94 46.00 30.45 25.00 3.61 31.00 --- --- Peak

Mode	38
	LF
	U-NII-3_5.725-5.85_802.11ac VHT80 _5775MHz
ANT	SISO

Pol.	Horizontal	Vertical
QP/ Peak	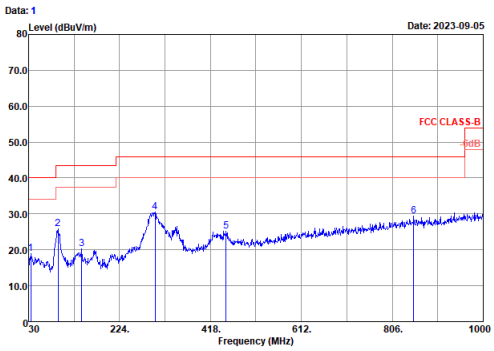 Freq Level Over Limit Limit Line ReadLevel Antenna Factor Cable Loss Preamp Factor A/Pos T/Pos Remark MHz dBuV/m dB dBuV/m dBuV dB/m dB dB cm deg 1 34.850 18.86 -21.14 40.00 26.49 22.30 1.27 31.20 --- --- Peak 2 93.050 25.82 -17.68 43.50 39.62 15.64 1.83 31.27 --- --- Peak 3 143.490 20.30 -23.20 43.50 32.17 17.07 2.17 31.11 --- --- Peak 4 299.660 30.48 -15.52 46.00 39.26 19.40 2.72 30.90 --- --- Peak 5 450.980 25.25 -20.75 46.00 29.63 23.01 3.31 30.70 --- --- Peak 6 851.590 29.34 -16.66 46.00 29.49 26.51 4.39 31.05 --- --- Peak	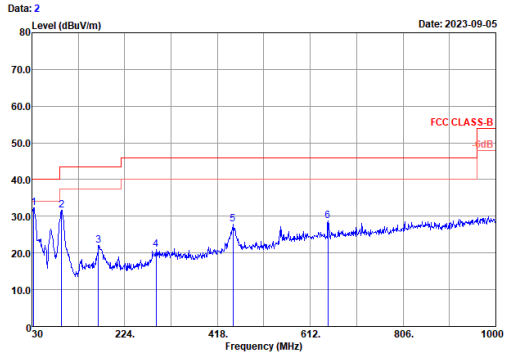 Freq Level Over Limit Limit Line ReadLevel Antenna Factor Cable Loss Preamp Factor A/Pos T/Pos Remark MHz dBuV/m dB dBuV/m dBuV dB/m dB dB cm deg 1 33.880 32.41 -7.59 40.00 39.48 22.88 1.25 31.20 --- --- Peak 2 92.080 31.69 -11.81 43.50 45.67 15.46 1.84 31.28 --- --- Peak 3 168.710 22.11 -21.39 43.50 35.00 15.85 2.29 31.03 --- --- Peak 4 289.960 20.85 -25.15 46.00 29.77 19.30 2.68 30.90 --- --- Peak 5 450.010 27.78 -18.22 46.00 32.17 23.00 3.31 30.70 --- --- Peak 6 648.860 28.74 -17.26 46.00 30.61 25.19 3.84 30.90 --- --- Peak

Mode	39	
	Band Edge	
	Co-location_802.11a_CH64_5320MHz+LTE Band13	
Pol.	Horizontal	Fundamental
Peak	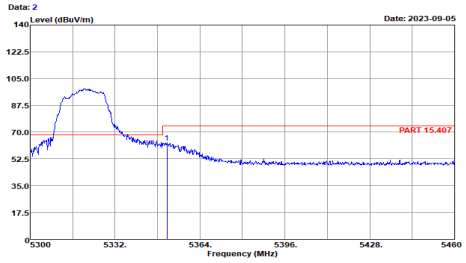 Freq Level Over Limit Limit Line ReadAntenna Level Cable Loss Preamp Factor A/Pos T/Pos Remark MHz dBuV/m dB dBuV/m dBuV dB/m dB dB cm deg 1 5351.520 63.10 -10.90 74.00 49.38 34.83 10.93 32.04 397 184 Peak	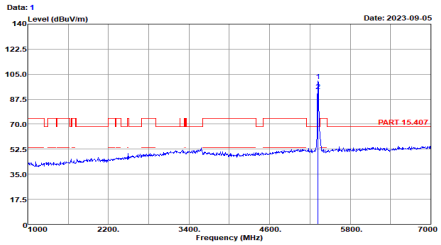 Freq Level Over Limit Limit Line ReadAntenna Level Cable Loss Preamp Factor A/Pos T/Pos Remark MHz dBuV/m dB dBuV/m dBuV dB/m dB dB cm deg 1 5320.000 100.37 32.07 68.30 86.55 34.84 10.96 31.98 397 184 Peak 2 5320.000 93.19 ------ ------ 79.37 34.84 10.96 31.98 397 184 Average
Avg	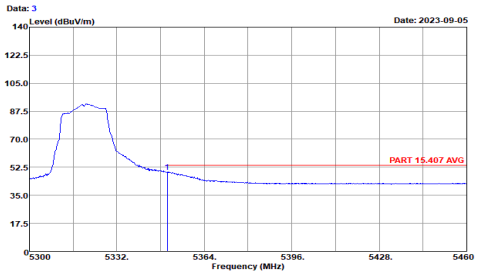 Freq Level Over Limit Limit Line ReadAntenna Level Cable Loss Preamp Factor A/Pos T/Pos Remark MHz dBuV/m dB dBuV/m dBuV dB/m dB dB cm deg 1 5350.400 49.68 -4.32 54.00 35.96 34.83 10.93 32.04 397 184 Average	NA

Mode	39	
	Band Edge	
	Co-location_802.11a_CH64_5320MHz+LTE Band13	
Pol.	Vertical	Fundamental
Peak	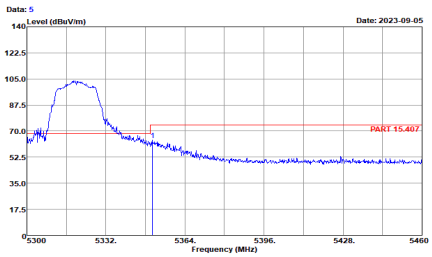 Freq Level Over Limit Limit Line ReadAntenna Level Factor Cable Loss Preamp Factor A/Pos T/Pos Remark MHz dBuV/m dB dBuV/m dBuV dB/m dB dB cm deg 1 5350.880 64.09 -9.91 74.00 50.37 34.83 10.93 32.04 --- --- Peak	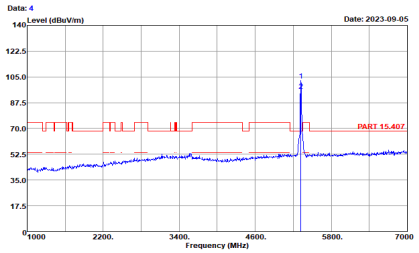 Freq Level Over Limit Limit Line ReadAntenna Level Factor Cable Loss Preamp Factor A/Pos T/Pos Remark MHz dBuV/m dB dBuV/m dBuV dB/m dB dB cm deg 1 5320.000 102.49 34.19 68.30 88.67 34.84 10.96 31.98 --- --- Peak 2 5320.000 95.36 ------ ------ 81.54 34.84 10.96 31.98 --- --- Average
Avg	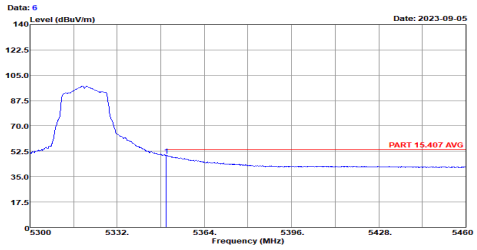 Freq Level Over Limit Limit Line ReadAntenna Level Factor Cable Loss Preamp Factor A/Pos T/Pos Remark MHz dBuV/m dB dBuV/m dBuV dB/m dB dB cm deg 1 5350.080 49.59 -4.41 54.00 35.87 34.83 10.93 32.04 --- --- Average	NA

Mode	39	
	Harmonic	
	Co-location_802.11a_CH64_5320MHz+LTE Band13	
ANT		
Pol.	Horizontal	Vertical
Peak Avg	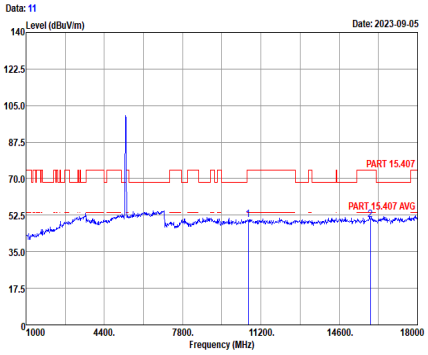 Freq Level Over Limit Limit Line ReadAntenna Level Factor Cable Loss Preamp Factor A/Pos T/Pos Remark MHz dBuV/m dB dBuV/m dBuV dB/m dB dB cm deg 1 10640.000 50.16 -23.84 74.00 47.17 39.47 14.32 50.80 --- --- Peak 2 15960.000 50.22 -23.78 74.00 42.71 42.08 17.20 51.77 --- --- Peak	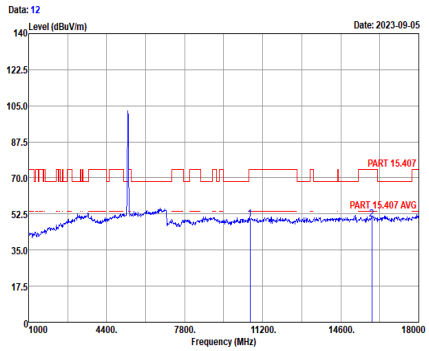 Freq Level Over Limit Limit Line ReadAntenna Level Factor Cable Loss Preamp Factor A/Pos T/Pos Remark MHz dBuV/m dB dBuV/m dBuV dB/m dB dB cm deg 1 10640.000 49.82 -24.18 74.00 46.83 39.47 14.32 50.80 --- --- Peak 2 15960.000 50.06 -23.94 74.00 42.55 42.08 17.20 51.77 --- --- Peak

Note: the highest signals over limit is WLAN 5G fundamental signal.

Mode	40
	Band Edge - L
	U-NII-2A_5.25-5.35_802.11a_CH56_5280MHz
ANT	SISO

Pol.	Horizontal	Pol.
Peak	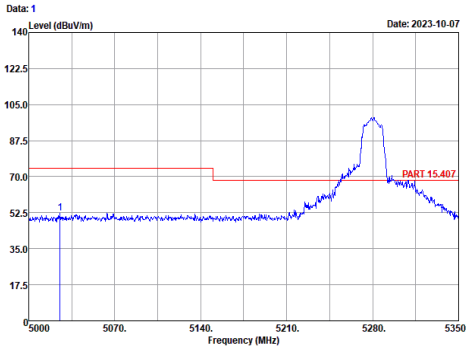 Site : 03CH01-SZ Condition : PART 15.407 3m HF_ANT(3117) HORIZONTAL : RBW:1000.000KHz VBW:3000.000KHz Project : 380711 Mode : 40 IMEI : 868862040702890 Plane : Y with Accessories MDB : 6M Power setting 14 1 5025.550 52.36 -21.64 74.00 37.94 34.89 11.16 31.63 100 137 Peak	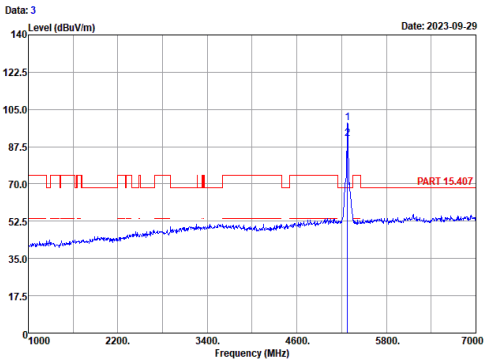 Site : 03CH01-SZ Condition : PART 15.407 3m HF_ANT(3117) HORIZONTAL : RBW:1000.000KHz VBW:3000.000KHz Project : 380711 Mode : 40 IMEI : 868862040702890 Plane : Y with Accessories MDB : 6M Power setting 14 1 5280.000 98.81 30.51 68.30 84.93 34.84 10.99 31.95 100 137 Peak 2 5280.000 91.25 ------ ------ 77.37 34.84 10.99 31.95 100 137 Average
Avg	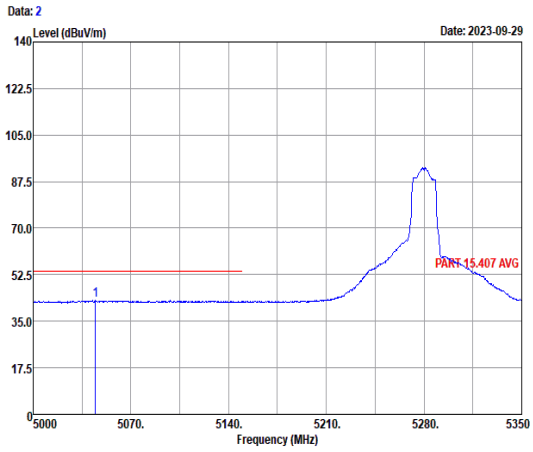 Site : 03CH01-SZ Condition : PART 15.407 AVG 3m HF_ANT(3117) HORIZONTAL : RBW:1000.000KHz VBW:1.000KHz Project : 380711 Mode : 40 IMEI : 868862040702890 Plane : Y with Accessories MDB : 6M Power setting 14 1 5044.450 42.75 -11.25 54.00 28.38 34.89 11.14 31.66 100 137 Average	Blank

Mode	40	
	Band Edge - R	
	U-NII-2A_5.25-5.35_802.11a_CH56_5280MHz	
ANT	SISO	
Pol.	Horizontal	Pol.
Peak	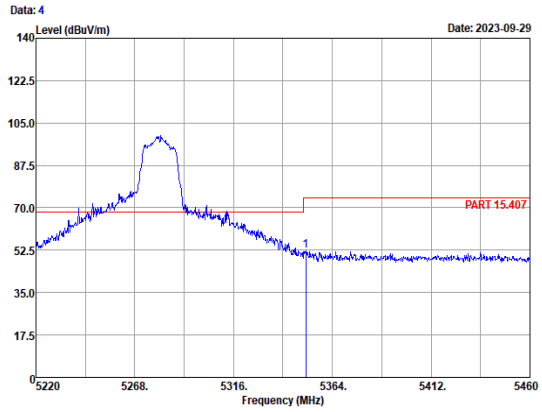 Site : 03CH01-SZ Condition : PART 15.407 3m HF_ANT(3117) HORIZONTAL : RBW:1000.000KHz VBW:3000.000KHz Project : 380711 Mode : 40 IMEI : 868862040702890 Plane : Y with Accessories MDB : 6M Power setting 14 Freq Level Over Limit Limit Line ReadAntenna Level Factor Cable Loss Preamp Factor A/Pos T/Pos Remark MHz dBuV/m dB dBuV/m dBuV dB/m dB dB cm deg 1 5351.040 52.12 -21.88 74.00 38.40 34.83 10.93 32.04 100 137 Peak	Blank
Avg	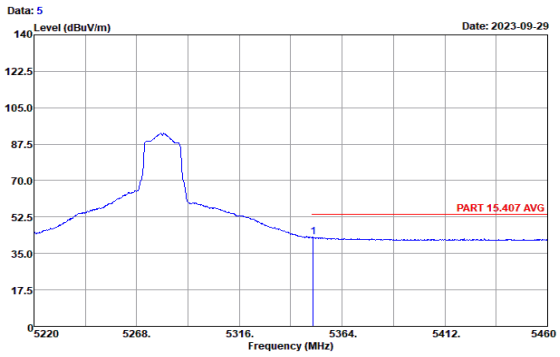 Site : 03CH01-SZ Condition : PART 15.407 AVG 3m HF_ANT(3117) HORIZONTAL : RBW:1000.000KHz VBW:1.000KHz Project : 380711 Mode : 40 IMEI : 868862040702890 Plane : Y with Accessories MDB : 6M Power setting 14 Freq Level Over Limit Limit Line ReadAntenna Level Factor Cable Loss Preamp Factor A/Pos T/Pos Remark MHz dBuV/m dB dBuV/m dBuV dB/m dB dB cm deg 1 5350.560 42.71 -11.29 54.00 28.99 34.83 10.93 32.04 100 137 Average	Blank

Mode	40	
	Band Edge - L	
	U-NII-2A_5.25-5.35_802.11a_CH56_5280MHz	
ANT	SISO	
Pol.	Vertical	Pol.
Peak	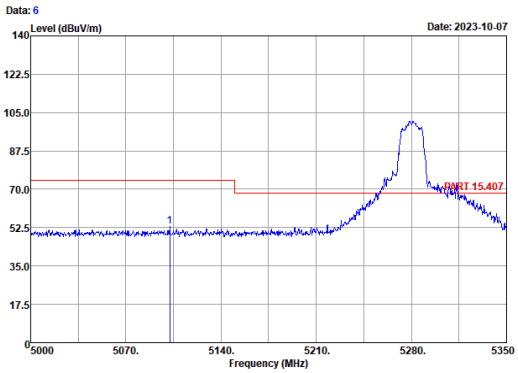 Site : 03CH01-SZ Condition : PART 15.407 3m HF_ANT(3117) VERTICAL : RBW:1000.000KHz VBW:3000.000KHz Project : 380711 Mode : 40 IMEI : 868862040702890 Plane : Y with Accessories MDB : 6M Power setting 14 1 5102.200 52.93 -21.07 74.00 38.66 34.88 11.12 31.73 100 212 Peak	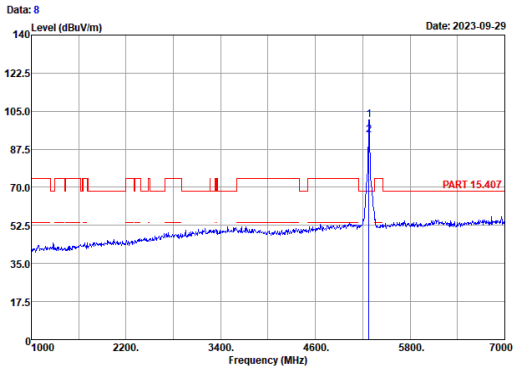 Site : 03CH01-SZ Condition : PART 15.407 3m HF_ANT(3117) VERTICAL : RBW:1000.000KHz VBW:3000.000KHz Project : 380711 Mode : 40 IMEI : 868862040702890 Plane : Y with Accessories MDB : 6M Power setting 14 1 5280.000 101.08 32.78 68.30 87.20 34.84 10.99 31.95 100 212 Peak 2 5280.000 94.15 ------ ------ 80.27 34.84 10.99 31.95 100 212 Average
Avg	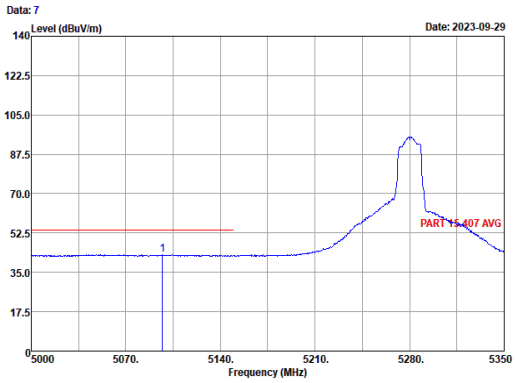 Site : 03CH01-SZ Condition : PART 15.407 AVG 3m HF_ANT(3117) VERTICAL : RBW:1000.000KHz VBW:1.000KHz Project : 380711 Mode : 40 IMEI : 868862040702890 Plane : Y with Accessories MDB : 6M Power setting 14 1 5096.950 42.85 -11.15 54.00 28.58 34.88 11.12 31.73 100 212 Average	Blank

Mode	40	
Mode	Band Edge - R	
Mode	U-NII-2A_5.25-5.35_802.11a_CH56_5280MHz	
ANT	SISO	
Pol.	Vertical	Pol.
Peak	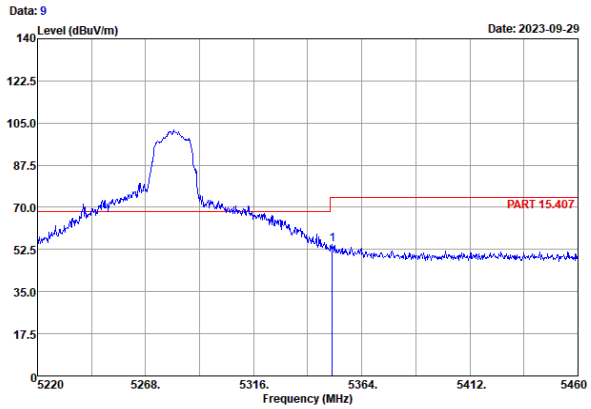 Site : 03CH01-SZ Condition : PART 15.407 3m HF_ANT(3117) VERTICAL : RBW:1000.000KHz VBW:3000.000KHz Project : 380711 Mode : 40 IMEI : 868862040702890 Plane : Y with Accessories MDB : 6M Power setting 14 1 5350.800 54.41 -19.59 74.00 40.69 34.83 10.93 32.04 100 212 Peak	Peak
Avg	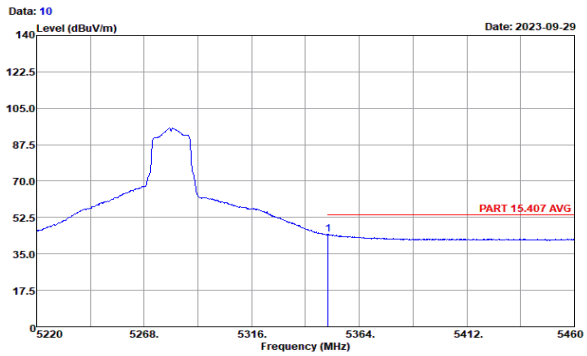 Site : 03CH01-SZ Condition : PART 15.407 AVG 3m HF_ANT(3117) VERTICAL : RBW:1000.000KHz VBW:1.000KHz Project : 380711 Mode : 40 IMEI : 868862040702890 Plane : Y with Accessories MDB : 6M Power setting 14 1 5350.080 44.35 -9.65 54.00 30.63 34.83 10.93 32.04 100 212 Average	Avg

Mode	41	
Mode	Band Edge - L	
Mode	U-NII-2A_5.25-5.35_802.11n HT20_CH56_5280MHz	
ANT	SISO	
Pol.	Horizontal	Pol.
Peak	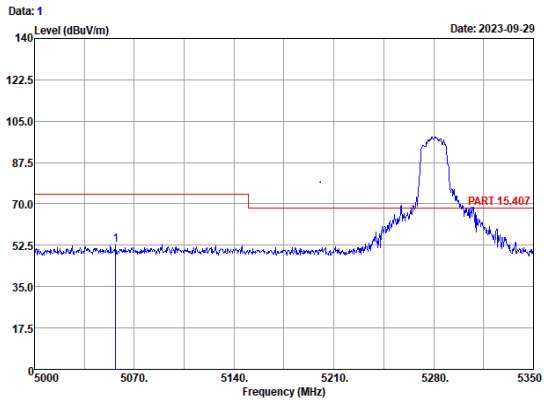 Site : 03CH01-SZ Condition : PART 15.407 3m HF_ANT(3117) HORIZONTAL : RBW:1000.000KHz VBW:3000.000KHz Project : 380711 Mode : 41 IMEI : 868862040702890 Plane : Y with Accessories MDB : MCS0 Power setting 14 1 5057.050 52.76 -21.24 74.00 38.39 34.89 11.14 31.66 270 135 Peak	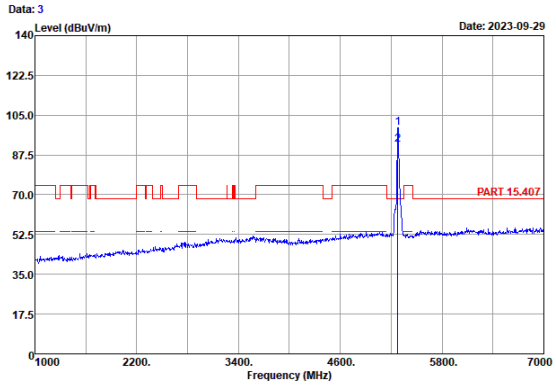 Site : 03CH01-SZ Condition : PART 15.407 3m HF_ANT(3117) HORIZONTAL : RBW:1000.000KHz VBW:3000.000KHz Project : 380711 Mode : 41 IMEI : 868862040702890 Plane : Y with Accessories MDB : MCS0 Power setting 14 1 5280.000 99.63 31.33 68.30 85.75 34.84 10.99 31.95 270 135 Peak 2 5280.000 92.16 ------ ------ 78.28 34.84 10.99 31.95 270 135 Average
Avg	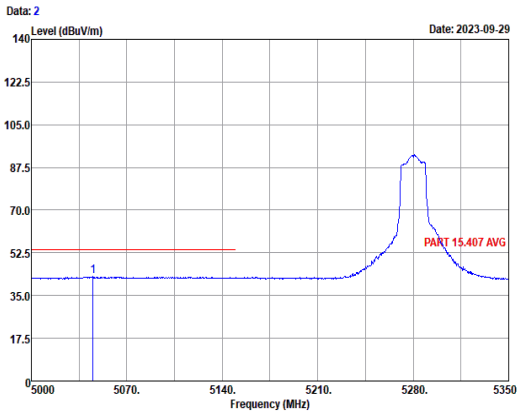 Site : 03CH01-SZ Condition : PART 15.407 AVG 3m HF_ANT(3117) HORIZONTAL : RBW:1000.000KHz VBW:1.000KHz Project : 380711 Mode : 41 IMEI : 868862040702890 Plane : Y with Accessories MDB : MCS0 Power setting 14 1 5045.150 42.79 -11.21 54.00 28.42 34.89 11.14 31.66 270 135 Average	Blank

Mode	41	
Mode	Band Edge - R	
Mode	U-NII-2A_5.25-5.35_802.11n HT20_CH56_5280MHz	
ANT	SISO	
Pol.	Horizontal	Pol.
Peak	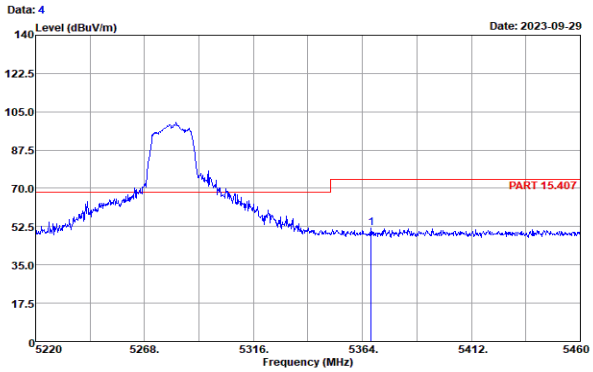 Site : 03CH01-SZ Condition : PART 15.407 3m HF_ANT(3117) HORIZONTAL : RBW:1000.000KHz VBW:3000.000KHz Project : 380711 Mode : 41 IMEI : 868862040702890 Plane : Y with Accessories MDB : MCS0 Power setting 14 Freq Level Over Limit Limit Line ReadAntenna Level Cable Loss Preamp Factor A/Pos T/Pos Remark MHz dBuV/m dB dBuV/m dBuV dB/m dB dB cm deg 1 5367.840 51.79 -22.21 74.00 38.07 34.83 10.93 32.04 270 135 Peak	Blank
Avg	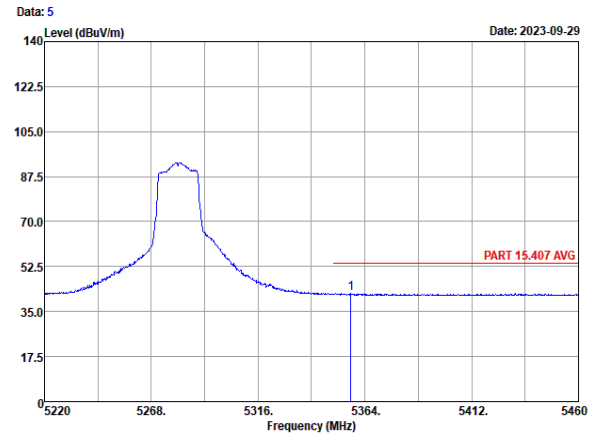 Site : 03CH01-SZ Condition : PART 15.407 AVG 3m HF_ANT(3117) HORIZONTAL : RBW:1000.000KHz VBW:1.000KHz Project : 380711 Mode : 41 IMEI : 868862040702890 Plane : Y with Accessories MDB : MCS0 Power setting 14 Freq Level Over Limit Limit Line ReadAntenna Level Cable Loss Preamp Factor A/Pos T/Pos Remark MHz dBuV/m dB dBuV/m dBuV dB/m dB dB cm deg 1 5357.760 42.09 -11.91 54.00 28.37 34.83 10.93 32.04 270 135 Average	Blank

Mode	41
Mode	Band Edge - L
Mode	U-NII-2A_5.25-5.35_802.11n HT20_CH56_5280MHz
ANT	SISO

Pol.	Vertical	Pol.
Peak	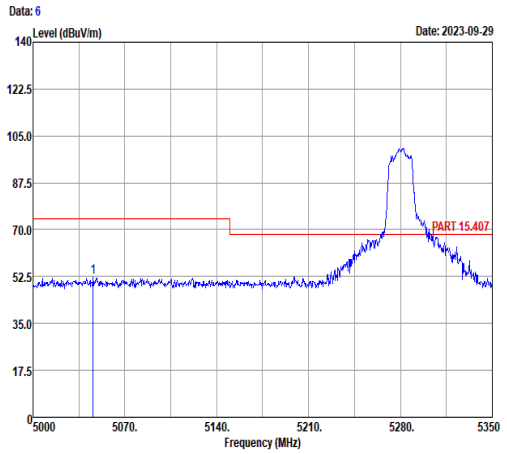 Site : 03CH01-SZ Condition : PART 15.407 3m HF_ANT(3117) VERTICAL : RBW:1000.000KHz VBW:3000.000KHz Project : 380711 Mode : 41 IMEI : 868862040702890 Plane : Y with Accessories MDB : MCS0 Power setting 14 1 5045.850 52.16 -21.84 74.00 37.79 34.89 11.14 31.66 100 210 Peak	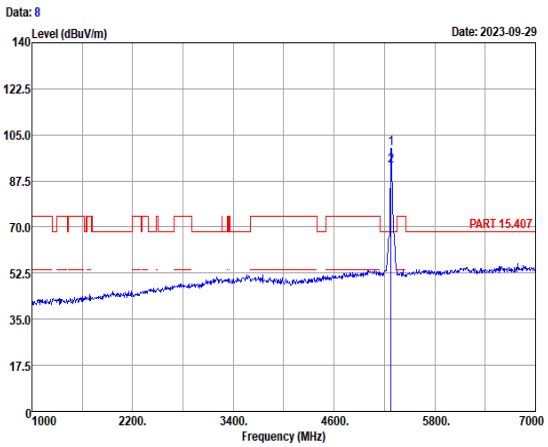 Site : 03CH01-SZ Condition : PART 15.407 3m HF_ANT(3117) VERTICAL : RBW:1000.000KHz VBW:3000.000KHz Project : 380711 Mode : 41 IMEI : 868862040702890 Plane : Y with Accessories MDB : MCS0 Power setting 14 1 5280.000 100.01 31.71 68.30 86.13 34.84 10.99 31.95 100 210 Peak 2 5280.000 93.30 ------ ------ 79.42 34.84 10.99 31.95 100 210 Average
Avg	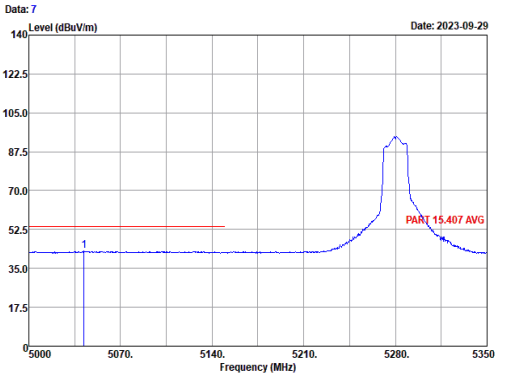 Site : 03CH01-SZ Condition : PART 15.407 AVG 3m HF_ANT(3117) VERTICAL : RBW:1000.000KHz VBW:1.000KHz Project : 380711 Mode : 41 IMEI : 868862040702890 Plane : Y with Accessories MDB : MCS0 Power setting 14 1 5042.000 42.72 -11.28 54.00 28.35 34.89 11.14 31.66 100 210 Average	Blank

	Freq	Level	Over Limit	Limit Line	ReadAntenna Level	Factor	Cable Loss	Preamp Factor	A/Pos	T/Pos	Remark
	MHz	dBuV/m	dB	dBuV/m	dBuV	dB/m	dB	dB	cm	deg	
1	5045.850	52.16	-21.84	74.00	37.79	34.89	11.14	31.66	100	210	Peak

	Freq	Level	Over Limit	Limit Line	ReadAntenna Level	Factor	Cable Loss	Preamp Factor	A/Pos	T/Pos	Remark
	MHz	dBuV/m	dB	dBuV/m	dBuV	dB/m	dB	dB	cm	deg	
1	5280.000	100.01	31.71	68.30	86.13	34.84	10.99	31.95	100	210	Peak
2	5280.000	93.30	------	------	79.42	34.84	10.99	31.95	100	210	Average

	Freq	Level	Over Limit	Limit Line	ReadAntenna Level	Factor	Cable Loss	Preamp Factor	A/Pos	T/Pos	Remark
	MHz	dBuV/m	dB	dBuV/m	dBuV	dB/m	dB	dB	cm	deg	
1	5042.000	42.72	-11.28	54.00	28.35	34.89	11.14	31.66	100	210	Average

Mode	41	
	Band Edge - R	
	U-NII-2A_5.25-5.35_802.11n HT20_CH56_5280MHz	
ANT	SISO	
Pol.	Vertical	Fundamental
Peak	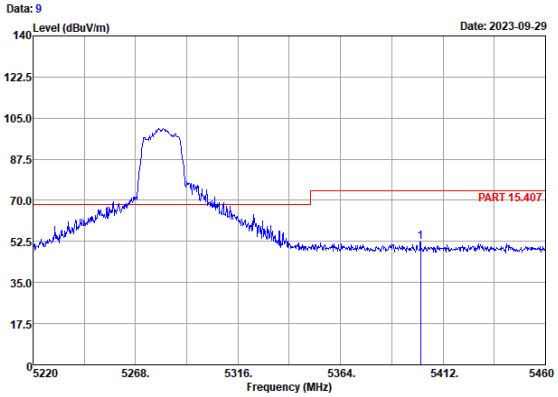 Site : 03CH01-SZ Condition : PART 15.407 3m HF_ANT(3117) VERTICAL : RBW:1000.000KHz VBW:3000.000KHz Project : 380711 Mode : 41 IMEI : 868862040702890 Plane : Y with Accessories MDB : MCS0 Power setting 14 Freq Level Over Limit Limit Line ReadAntenna Level Factor Cable Loss Preamp Factor A/Pos T/Pos Remark MHz dBuV/m dB dBuV/m dBuV dB/m dB dB cm deg 1 5401.440 52.15 -21.85 74.00 38.54 34.82 10.90 32.11 100 210 Peak	Blank
Avg	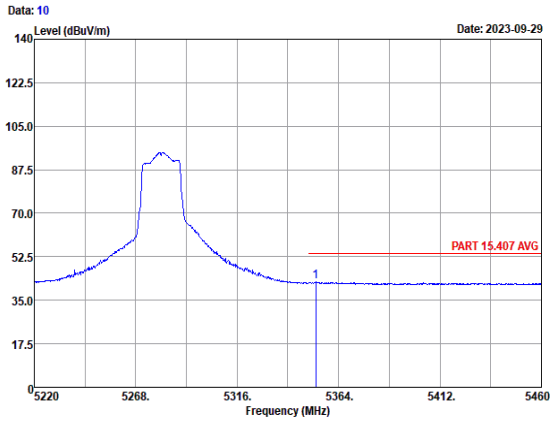 Site : 03CH01-SZ Condition : PART 15.407 AVG 3m HF_ANT(3117) VERTICAL : RBW:1000.000KHz VBW:1.000KHz Project : 380711 Mode : 41 IMEI : 868862040702890 Plane : Y with Accessories MDB : MCS0 Power setting 14 Freq Level Over Limit Limit Line ReadAntenna Level Factor Cable Loss Preamp Factor A/Pos T/Pos Remark MHz dBuV/m dB dBuV/m dBuV dB/m dB dB cm deg 1 5353.200 42.35 -11.65 54.00 28.63 34.83 10.93 32.04 100 210 Average	Blank

Appendix D. Duty Cycle Plots

Band	Duty Cycle(%)	T(ms)	1/T(kHz)	VBW Setting
802.11a	93.33	1.4	0.714	1KHz
802.11ac VHT20	92.25	1.31	0.763	1KHz
802.11n HT40	94.20	0.65	1.538	3KHz
802.11ac VHT80	63.64	0.07	14.286	15KHz

802.11a

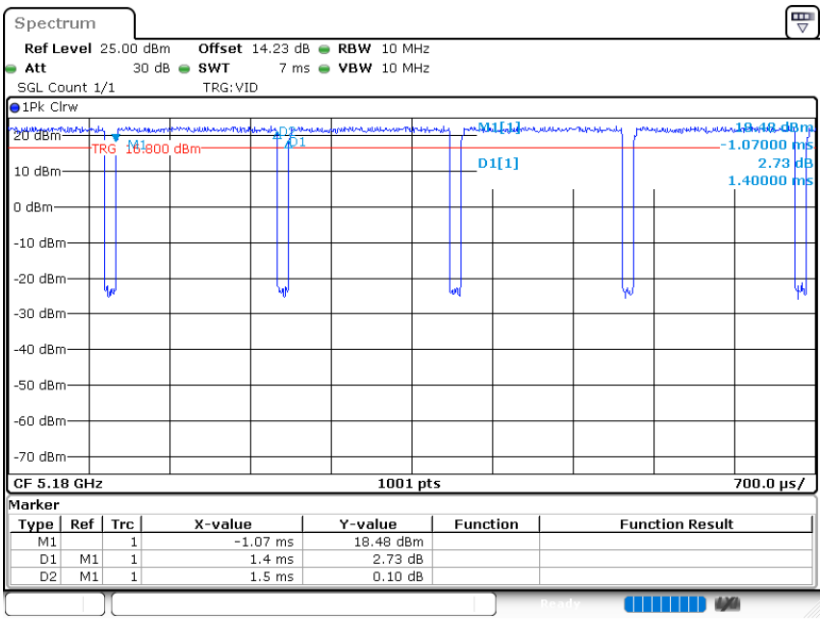

Date: 22.AUG.2023 13:29:15

802.11ac VHT 20

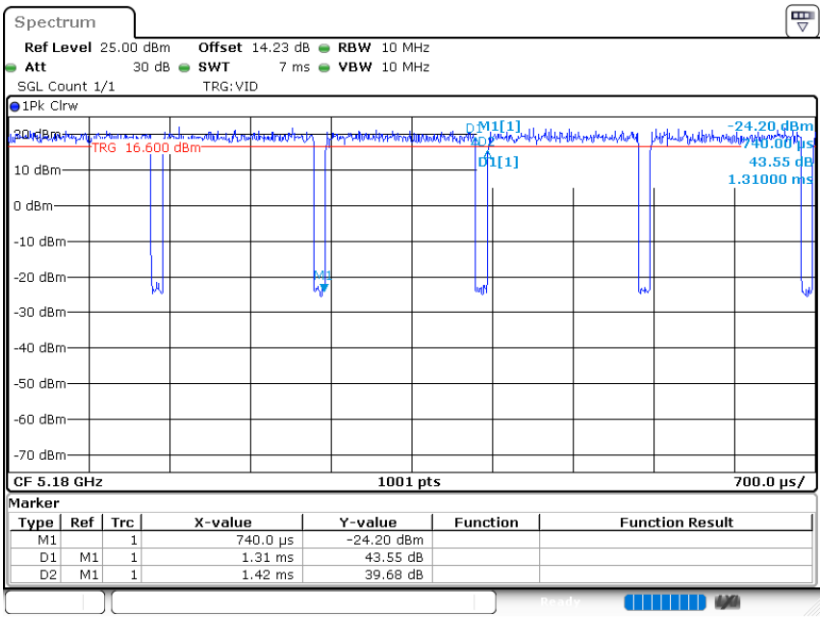

Marker

Type	Ref	Trc	X-value	Y-value	Function	Function Result
M1		1	740.0 µs	-24.20 dBm		
D1	M1	1	1.31 ms	43.55 dB		
D2	M1	1	1.42 ms	39.68 dB		

Date: 22.AUG.2023 19:21:02

802.11n HT40

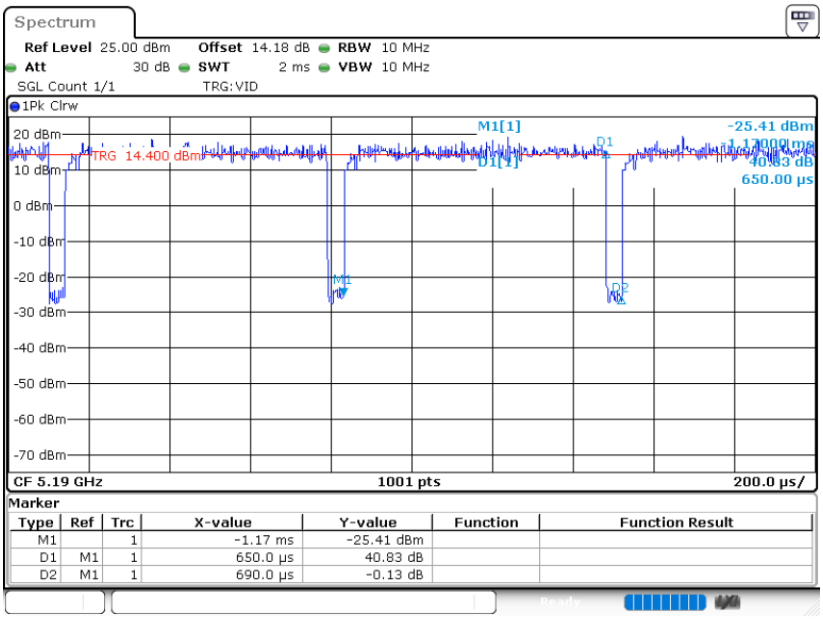

Marker

Type	Ref	Trc	X-value	Y-value	Function	Function Result
M1		1	-1.17 ms	-25.41 dBm		
D1	M1	1	650.0 µs	40.83 dB		
D2	M1	1	690.0 µs	-0.13 dB		

Date: 22.AUG.2023 19:30:22

802.11ac VHT80

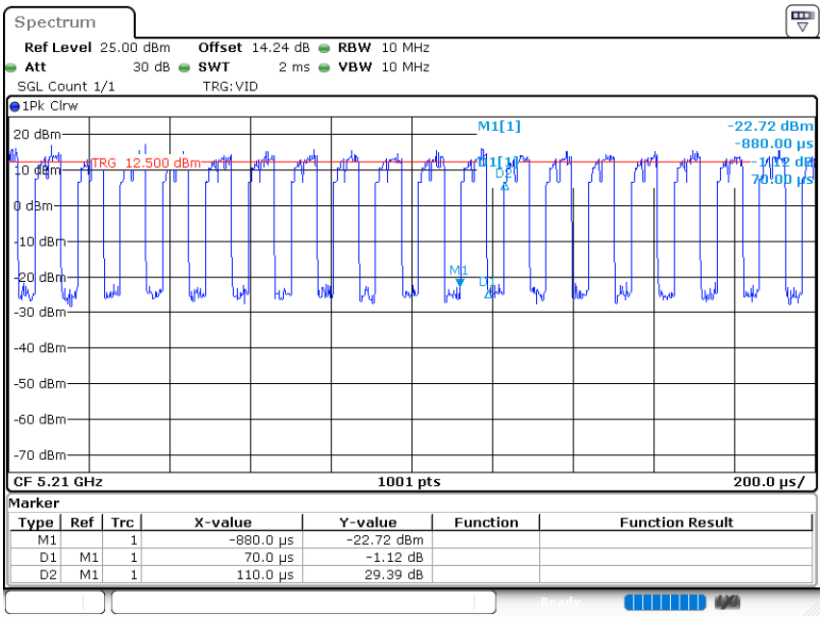

Date: 22.AUG.2023 19:47:43