


FCC ID: 2APD4-P26A

Test Setup Photos

1. Conducted emission main's port front view



2. Conducted emission main's port side view




3. Radiated emission (9KHz-30MHz)



4. Radiated emission (30MHz-1GHz)




5. Radiated emission (above 1GHz)



6. Conducted measurement Setup



(BLE)



(WIFI2.4G)