


## 11. SETUP PHOTOS

### RADIATED EMISSION BELOW 30 MHz

RADIATED EMISSIONS BELOW 30MHz (FRONT)



RADIATED EMISSIONS BELOW 30MHz (REAR)




**RADIATED EMISSION ABOVE 30 MHz**

RADIATED EMISSIONS ABOVE 30 MHz (FRONT)



RADIATED EMISSIONS ABOVE 30 MHz (REAR)



**PORTABLE CONFIGURATION**

X-AXIS ORIENTATION




Y-AXIS ORIENTATION






Z-AXIS ORIENTATION – Worst-Case




**AC MAINS LINE CONDUCTED EMISSIONS**


LINE CONDUCTED EMISSION (FRONT)



LINE CONDUCTED EMISSION (REAR)



**FREQUENCY TOLERANCE OVER EXTREME CONDITIONS**



**END OF REPORT**