


Appendix D

Photographs


1. SAR measurement System
2. Photographs of Tissue Simulate Liquid
3. Photographs of EUT test position
4. EUT Constructional Details



1. SAR measurement System









2. Photographs of Tissue Simulate Liquid

Photo 1: Tissue Simulant Liquid for HBBL600-10000MHz	NA
	NA

3. Photographs of EUT test position

Left earbuds:

Photo 2: Front side 0mm	Photo 3: Back side 0mm
	
Photo 4: Left side 0mm	Photo 5: Right side 0mm
	
Photo 6: Top side 0mm	Photo 7: Bottom side 0mm
	







SGS-CSTC Standards Technical Services Co., Ltd. Shenzhen Branch

SZSAR-TRF-01-A02 Rev. A/1 Aug 16,2024

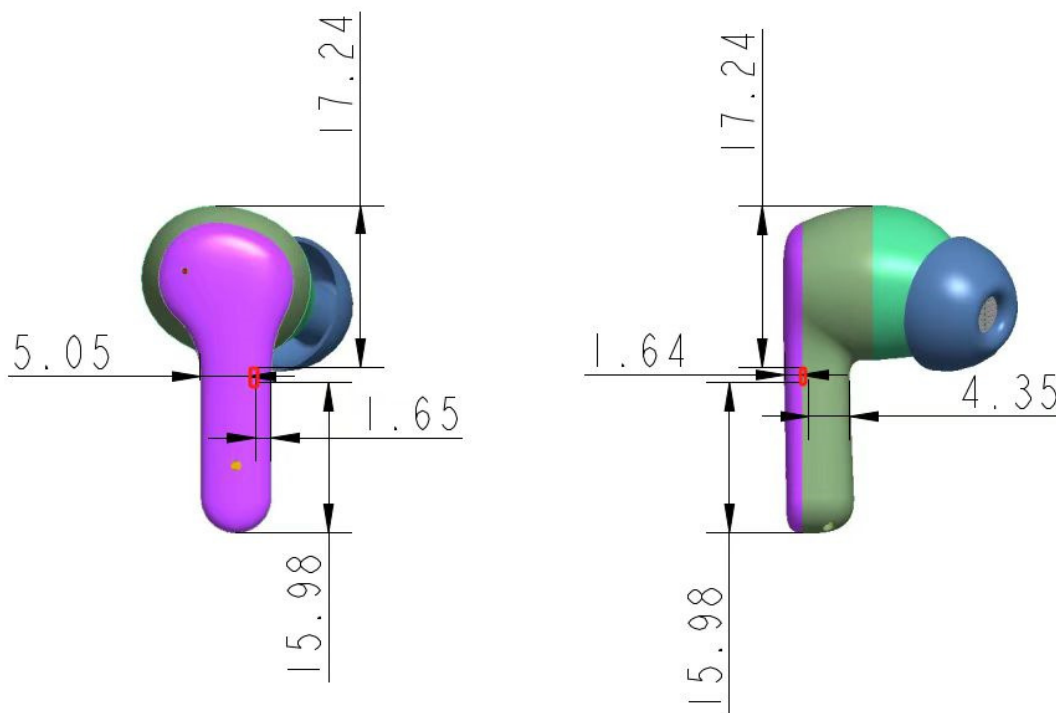
Report No.: SZCR240900348804

Page: 5 of 7

Right earbuds:

Photo 8: Front side 0mm	Photo 9: Back side 0mm
	
Photo 10: Left side 0mm	Photo 11: Right side 0mm
	
Photo 12: Top side 0mm	Photo 13: Bottom side 0mm
	

4. EUT Antenna Locations



5. EUT Constructional Details

Details please Refer to Appendix – Photographs for SZCR2409003488AT.

- End of the Appendix –

