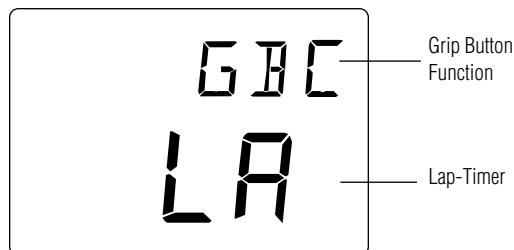


## Grip Button C Function Select (System Mode)

The Grip Button C function of the XR3i allows you to select from 3 different functions available. Use the information below to select the correct Grip Button C assignment for your particular installation.

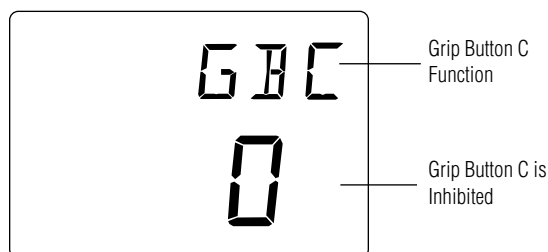


"0": Off. (Default) If "AUX " is "2P ", then "2P " replaces "0" in this screen.  
 "Eb": ESB (Emergency Steering Button.) To cancel the "STG" regulation for panic steering.  
 "LA": Lap timer.

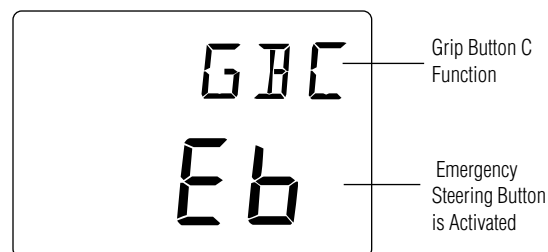
**Note:** If "LA" or "Eb" is selected and "2P" is assigned to the Auxiliary Channel 3 function, the Auxiliary Channel 3 function is moved to Grip Dial A.

(Factory preset)

**0** = The 0, or off function, is the default setting and does not assign a function to Grip Button C. If the Auxiliary Channel 3 function is set to "2P" or 2-position, "2P" will appear in this screen in place of "0" and Grip Button C will function as the gear select button.



**Eb** = The Eb or Emergency Steering Button function is designed to override the value of Grip Dial B and provide 100% steering rate. This feature is useful if you have reduced the steering rate to make your vehicle easier to drive but need full steering in an emergency situation such as a collision.



**LA** = The LA or Lap-Timer function is designed to be used when you want to enable the recording of individual lap time. The Lap-Timer function is described on page 27.

