

DATE: September 9th, 2015

Federal Communications Commission
Authorization and Evaluation Division
7435 Oakland Mills Road
Columbia, Maryland 21046

Dear Sir/Madame:

Pursuant to Section 2.1043 Siklu herein submits application for Class II Permissive Change in Siklu's V-band Wireless Ethernet Link:

Original FCC Identifier: 2ACYESK-60GTDD-A1
Date of original approval: October 9th, 2014

In terms of form fit and function: the new hardware revision is identical to the originally certified equipment.

The changes done in the equipment (Hardware revision C0) is the replacement of the RF PCB, with a new RF PCB that is electrically equivalent with the previous RF board. The board is having:

- 1) Identical RF performance, in terms all radio characteristics (transmitted power, frequency accuracy, emissions, transmitted envelope...)
- 2) Identical interface to the BB board
- 3) Identical RF interface to the filter and antenna (both unchanged from previous HW version)
- 4) Identical clock source components – no change in frequency accuracy over time/temperature

While you will find some differences in the measured results of the output spectrum, these differences are resulting from changes in the test setup settings, as requested by the FCC. The original measurements were done with average detector using RBW of 1 MHz, while the new measurements were done according to FCC guidance with RBW of 8 MHz. These will of course show a higher power, as the integration is done over a larger bandwidth. Yet, the characteristics of the transmitted spectrum are exactly identical, as evident from measurements done with the RBW settings identical to those in the original filing. Measurements for the system after the change with the same settings in the original filings are attached to this letter, showing identical results to the original measurements.

An extensive compliance testing with part 15C was repeated to ensure similar performance identical with the originally certified Hardware revision

If there are any further questions or additional information needed concerning this filing, please contact me, Yaron Fein, by telephone at +972 54 6669202 or via E-mail at: aron.f@siklu.com

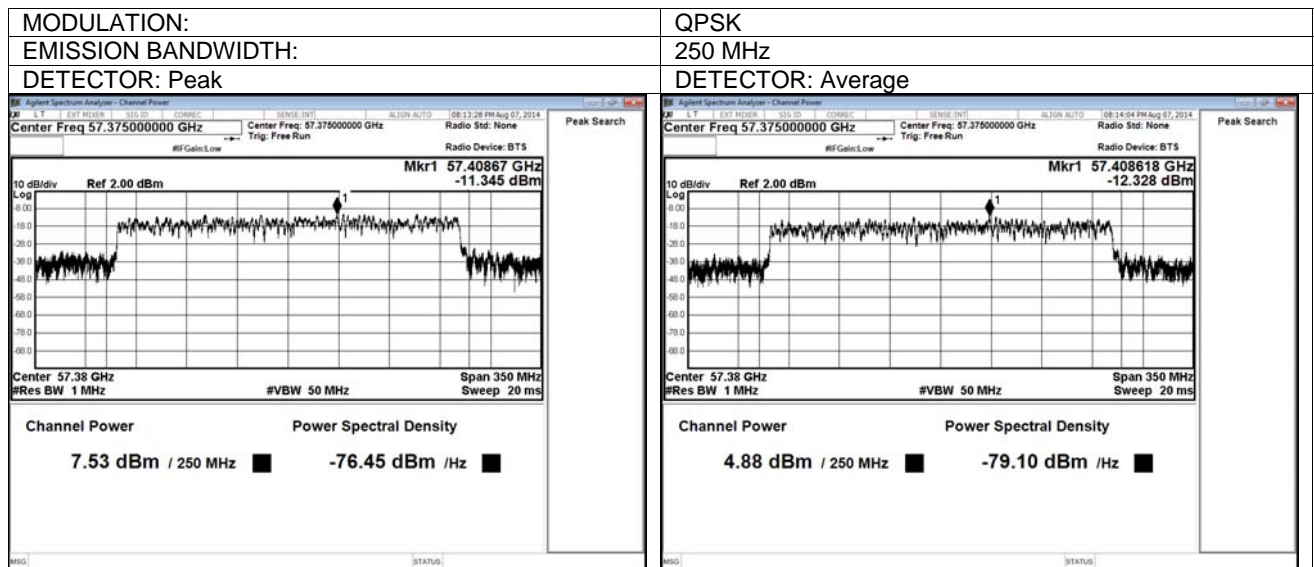
Regards,



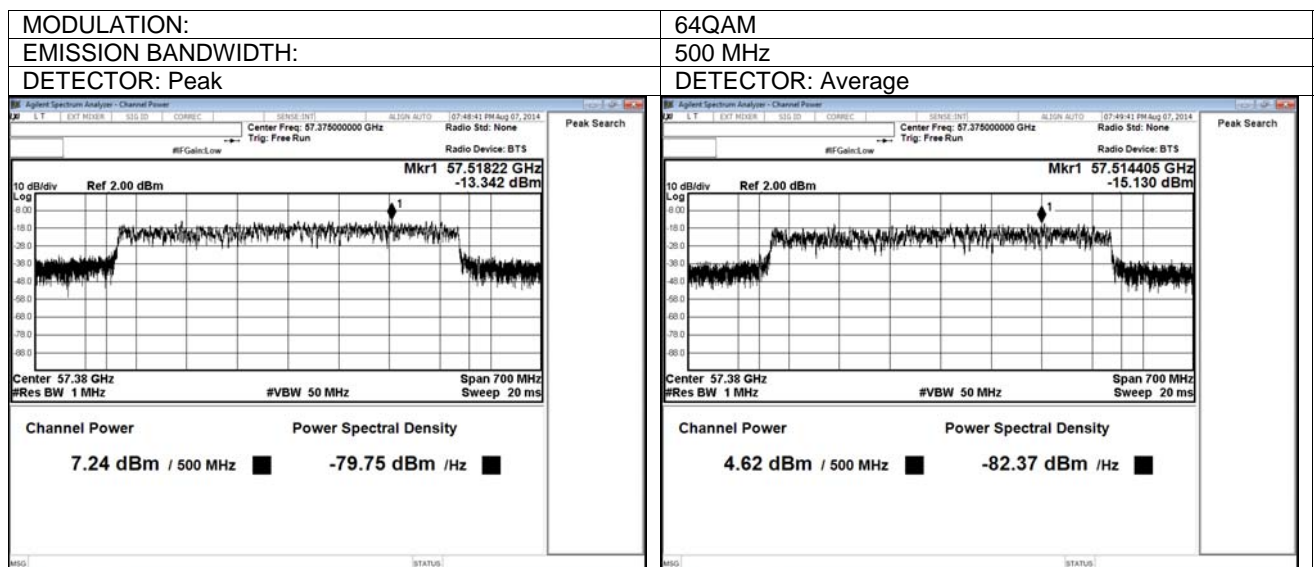
Yaron Fein
VP R&D, Siklu Communications Ltd.

1.1 Peak output power test in original Application FCC ID:2ACYESK-60GTDD-A1

Plot 1.1.1 Output power test result at the low frequency

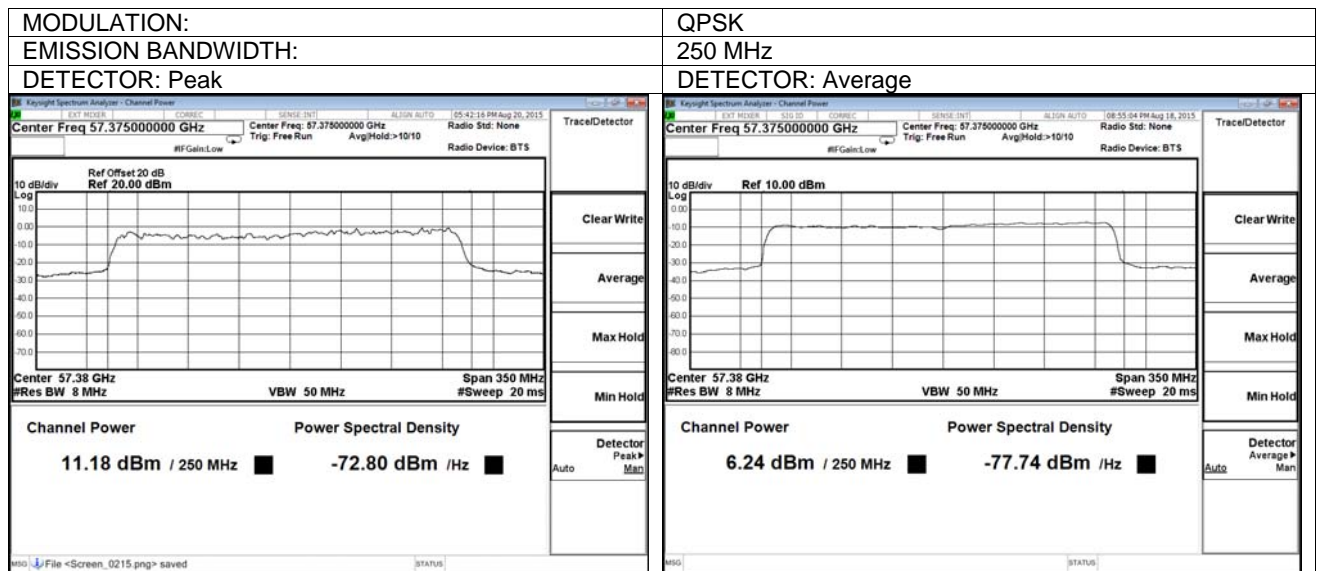


Plot 1.1.2 Output power test result at the low frequency

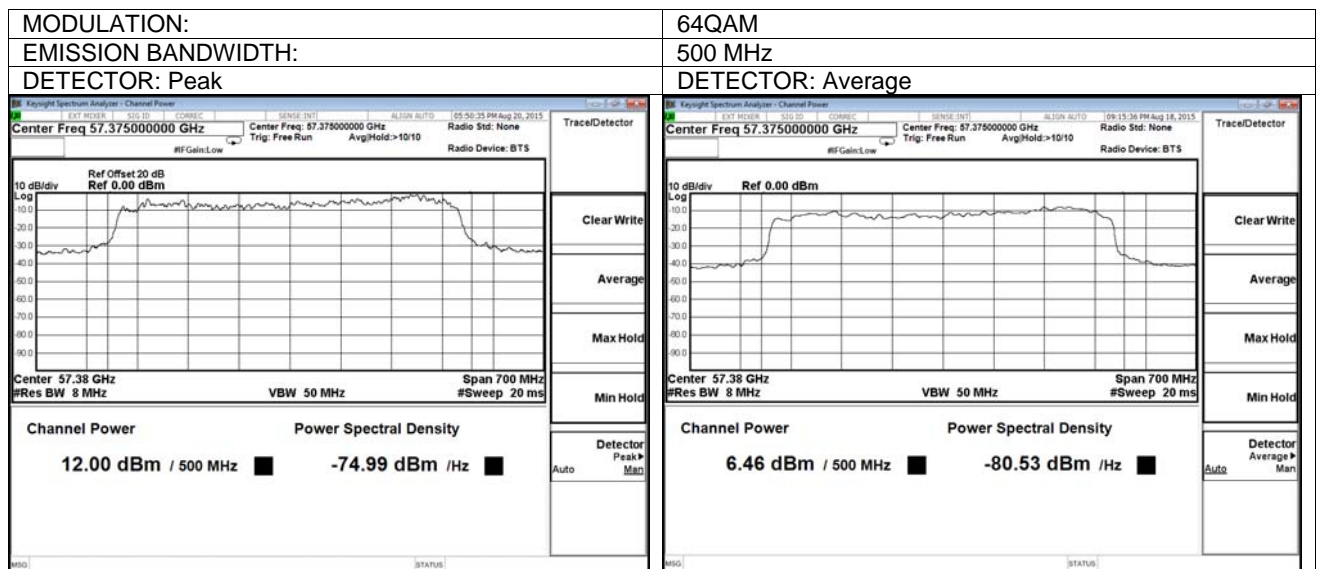


1.2 Peak output power test for PC Class II request

Plot 1.2.1 Output power test result at the low frequency

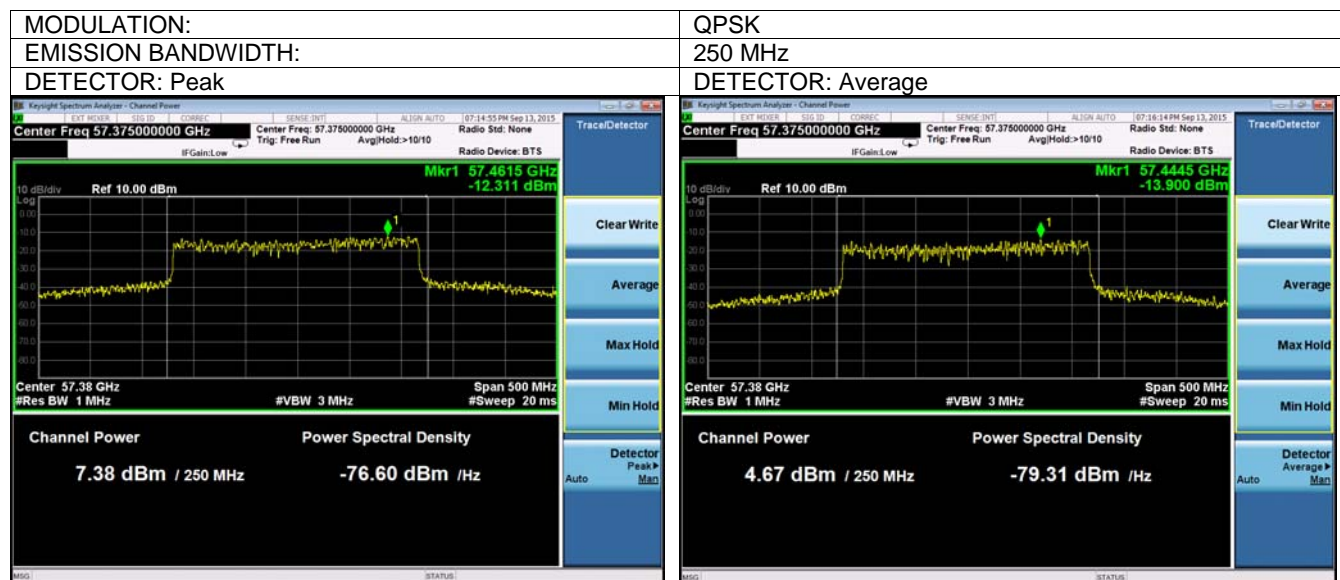


Plot 1.2.2 Output power test result at the low frequency



1.3 Peak output power test according to old configuration and method of measurement

Plot 1.3.1 Output power test result at the low frequency



Plot 1.3.2 Output power test result at the low frequency

