



16. TEST SETUP PHOTOGRAPHS

FCC ID: ZNFL423DL		HAC (T-COIL) TEST REPORT		Approved by: Quality Manager
Filename: 1M1811280213-10-R2.ZNF	Test Dates: 12/10/2018 - 12/26/2018	DUT Type: Portable Handset	Page 79 of 82	

© 2018 PCTEST Engineering Laboratory, Inc.

REV 3.2.M
04/17/2018

© 2018 PCTEST Engineering Laboratory, Inc. All rights reserved. Unless otherwise specified, no part of this report may be reproduced or utilized in any part, form or by any means, electronic or mechanical, including photocopying and microfilm, without permission in writing from PCTEST Engineering Laboratory, Inc. If you have any questions about this international copyright or have an enquiry about obtaining additional rights to this report or assembly of contents thereof, please contact INFO@PCTEST.COM.




Figure 16-1
Test Setup for Wireless Device







Figure 16-2
Test Setup for Wireless Device

FCC ID: ZNFL423DL		HAC (T-COIL) TEST REPORT		Approved by: Quality Manager
Filename: 1M1811280213-10-R2.ZNF	Test Dates: 12/10/2018 - 12/26/2018	DUT Type: Portable Handset		Page 80 of 82

© 2018 PCTEST Engineering Laboratory, Inc.

REV 3.2.M
04/17/2018

© 2018 PCTEST Engineering Laboratory, Inc. All rights reserved. Unless otherwise specified, no part of this report may be reproduced or utilized in any part, form or by any means, electronic or mechanical, including photocopying and microfilm, without permission in writing from PCTEST Engineering Laboratory, Inc. If you have any questions about this international copyright or have an enquiry about obtaining additional rights to this report or assembly of contents thereof, please contact INFO@PCTEST.COM.





Axial

Radial (Transverse)

Figure 16-3
T-Coil Scan Overlay Magnetic Field Distributions (CMRS Testing)


Note: Final measurement locations are indicated by a cursor on the contour plots.

FCC ID: ZNFL423DL		HAC (T-COIL) TEST REPORT		Approved by: Quality Manager
Filename: 1M1811280213-10-R2.ZNF	Test Dates: 12/10/2018 - 12/26/2018	DUT Type: Portable Handset		Page 81 of 82

© 2018 PCTEST Engineering Laboratory, Inc.

REV 3.2.M
04/17/2018

© 2018 PCTEST Engineering Laboratory, Inc. All rights reserved. Unless otherwise specified, no part of this report may be reproduced or utilized in any part, form or by any means, electronic or mechanical, including photocopying and microfilm, without permission in writing from PCTEST Engineering Laboratory, Inc. If you have any questions about this international copyright or have an enquiry about obtaining additional rights to this report or assembly of contents thereof, please contact INFO@PCTEST.COM.





Axial

Radial (Transverse)

Figure 16-4
T-Coil Scan Overlay Magnetic Field Distributions (OTT VoIP Testing)

Note: Final measurement locations are indicated by a cursor on the contour plots.

FCC ID: ZNFL423DL		HAC (T-COIL) TEST REPORT		Approved by: Quality Manager
Filename: 1M1811280213-10-R2.ZNF	Test Dates: 12/10/2018 - 12/26/2018	DUT Type: Portable Handset		Page 82 of 82

© 2018 PCTEST Engineering Laboratory, Inc.

REV 3.2.M
04/17/2018

© 2018 PCTEST Engineering Laboratory, Inc. All rights reserved. Unless otherwise specified, no part of this report may be reproduced or utilized in any part, form or by any means, electronic or mechanical, including photocopying and microfilm, without permission in writing from PCTEST Engineering Laboratory, Inc. If you have any questions about this international copyright or have an enquiry about obtaining additional rights to this report or assembly of contents thereof, please contact INFO@PCTEST.COM.