


INTERTEK TESTING SERVICES

3.4 Line Conducted Emission Configuration Photograph

Worst Case Line-Conducted Configuration

Front View

at 0.470 MHz




INTERTEK TESTING SERVICES

3.4 Line Conducted Emission Configuration Photograph (cont)

Worst Case Line-Conducted Configuration

Rear View

at 0.470 MHz




INTERTEK TESTING SERVICES

3.4 Line Conducted Emission Configuration Photograph (cont)

Worst Case Line-Conducted Configuration

Side View

at 0.470 MHz




INTERTEK TESTING SERVICES

3.2 Radiated Emission Configuration Photograph

Worst Case Radiated Emission

Front View

at 304.263 MHz



INTERTEK TESTING SERVICES

3.2 Radiated Emission Configuration Photograph (cont)

Worst Case Radiated Emission

Rear View

at 304.263 MHz

