

STEVAL-25R200SA (all configurations)

Conducted emissions


TEST SETUP PHOTO(S) – POWER SUPPLY USED FOR CONDUCTED MEASUREMENT




STEVAL-25R200SA (with Main antenna and NFC tag ST25TN01K)

Radiated emissions

TEST SETUP PHOTO(S) EUT POSITION



TEST SETUP PHOTO(S) RADIATED EMISSIONS (9KHz TO 30MHz)



TEST SETUP PHOTO(S) RADIATED EMISSIONS (30MHz TO 1GHz)



TEST SETUP PHOTO(S) – EUT POSITION




TEST SETUP PHOTO(S)




STEVAL-25R200SA (with Dual antenna)

Radiated emissions

TEST SETUP PHOTO(S) EUT POSITION



TEST SETUP PHOTO(S) RADIATED EMISSIONS (9KHz TO 30MHz)



TEST SETUP PHOTO(S) RADIATED EMISSIONS (30 MHz TO 1 GHz)



TEST SETUP PHOTO(S) – EUT POSITION




TEST SETUP PHOTO(S)




STEVAL-25R200SA (with Flex antenna)

Radiated emissions

TEST SETUP PHOTO(S) EUT POSITION



TEST SETUP PHOTO(S) RADIATED EMISSIONS (9KHz TO 30MHz)



TEST SETUP PHOTO(S) RADIATED EMISSIONS (30 MHz TO 1 GHz)



TEST SETUP PHOTO(S)




TEST SETUP PHOTO(S)




STEVAL-25R200SA (with 50 Ω antenna)

Radiated emissions

TEST SETUP PHOTO(S) EUT POSITION



TEST SETUP PHOTO(S) RADIATED EMISSIONS (9KHz TO 30MHz)



TEST SETUP PHOTO(S) RADIATED EMISSIONS (30 MHz TO 1 GHz)



TEST SETUP PHOTO(S)




TEST SETUP PHOTO(S)




STEVAL-25R200SA (with Main antenna and NFC tag ST25TV)

Radiated emissions

TEST SETUP PHOTO(S) EUT POSITION



TEST SETUP PHOTO(S) RADIATED EMISSIONS (9KHz TO 30MHz)



TEST SETUP PHOTO(S) RADIATED EMISSIONS (30 MHz TO 1 GHz)



TEST SETUP PHOTO(S)




TEST SETUP PHOTO(S)




STEVAL-25R200SA (with Main antenna and NFC tag ST25TN)

Radiated emissions

TEST SETUP PHOTO(S) EUT POSITION



TEST SETUP PHOTO(S) RADIATED EMISSIONS (9KHz TO 30MHz)



TEST SETUP PHOTO(S) RADIATED EMISSIONS (30MHz TO 1GHz)



TEST SETUP PHOTO(S)



TEST SETUP PHOTO(S)

