

KB-7200說明書

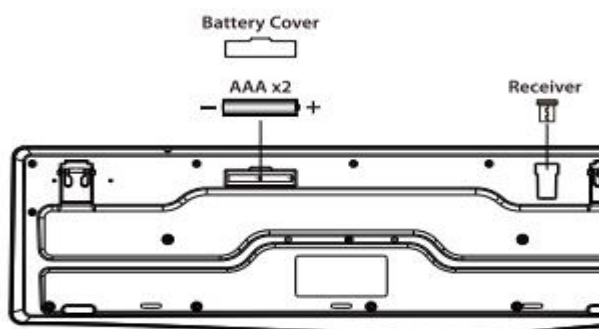
KB-7200 Wireless Keyboard



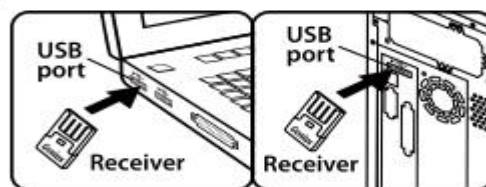
Multi-language Quick Guide Copyright© KYE SYSTEMS CORP.


Figure

- 1 Remove the battery cover from the keyboard.
Install two AAA batteries into the keyboard.



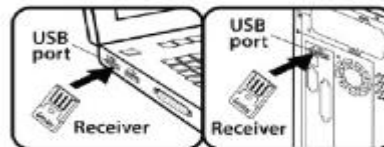
- 2 Plug the receiver into your computer



 Connect both devices, wait 5-10 seconds and you ready to begin

Hardware Installation:

1. Install two AAA battery into the keyboard.
2. Receiver plugs into a USB port on your PC.

**Function keys**

	Fn + F1	Media Player
	Fn + F2	Volume —
	Fn + F3	Volume +
	Fn + F4	Mute
	Fn + F5	Previous Track
	Fn + F6	Next Track
	Fn + F7	Play / Pause
	Fn + F8	Stop Playing
	Fn + F9	Web / Home
	Fn + F10	Email
	Fn + F11	My Computer



FCC Warning Statement: Changes or modifications to this unit not expressly approved by the party responsible for compliance could void the user's authority to operate the equipment. This equipment has been tested and found to comply with the limits for a Class B digital device, pursuant to Part 15 of the FCC Rules. These limits are designed to provide reasonable protection against harmful interference in a residential installation. This equipment generates, uses and can radiate radio frequency energy and, if not installed and used in accordance with the instructions, may cause harmful interference to radio communications.

However, there is no guarantee that interference will not occur in a particular installation. If this equipment does cause harmful interference to radio or television reception, which can be determined by turning the equipment off and on, the user is encouraged to try to correct the interference by one or more of the following measures:

- Reorient or relocate the receiving antenna.
- Increase the separation between the equipment and receiver.
- Connect the equipment into an outlet on a circuit different from that to which the receiver is connected.
- Consult the dealer or an experienced radio/TV technician for help.

This device complies with Part 15 of the FCC Rules. Operation is subject to the following two conditions: (1) this device may not cause harmful interference, and (2) this device must accept any interference received, including interference that may cause undesired operation.

FCC Radiation Exposure Statement

The device has been evaluated to meet general RF exposure requirement. The device can be used in portable exposure condition without restriction.