



Conducted Antenna Port Measurements




Radiated Emissions Below 30MHz





Radiated Emissions 30MHz – 1GHz



Radiated Emissions Above 1GHz