


Figure 3




Test Setup for Radiated Emissions – 30MHz to 1GHz, Horizontal Polarization




Test Setup for Radiated Emissions – 30MHz to 1GHz, Vertical Polarization

Figure 4



Test Setup for Radiated Emissions – 1GHz to 18GHz, Horizontal Polarization




Test Setup for Radiated Emissions – 1GHz to 18GHz, Vertical Polarization



Figure 5



Test Setup for Radiated Emissions – 18GHz to 26.5GHz, Horizontal Polarization




Test Setup for Radiated Emissions – 18GHz to 26.5GHz, Vertical Polarization

Figure 6



Test Setup for Radiated Emissions – 26.5GHz to 40GHz, Horizontal Polarization



Test Setup for Radiated Emissions – 26.5GHz to 40GHz, Vertical Polarization