









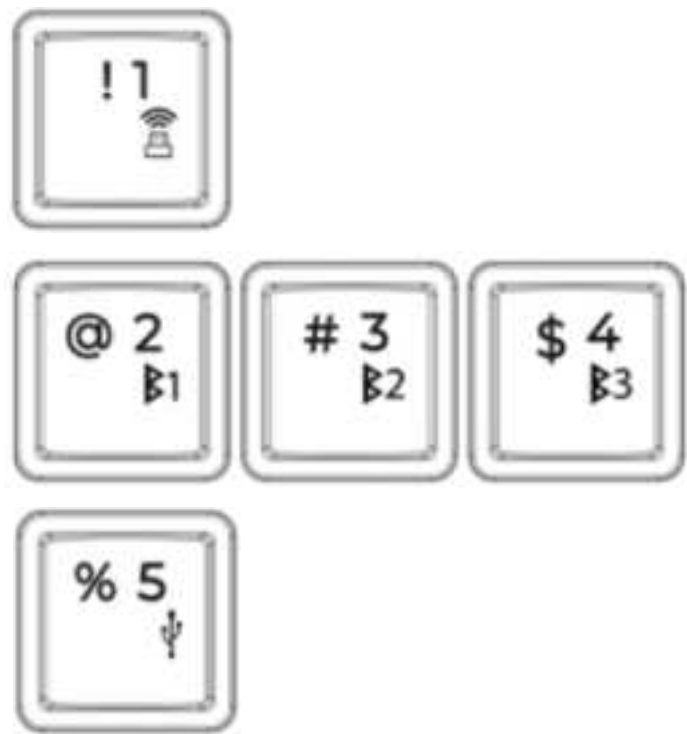
84-key US Layout

Indicator LEDs



Status Logo	LED Color	Definition
	Blue LED	WB Coleus BT#1
	Blue LED	WB Coleus BT#2
	Blue LED	WB Coleus BT#3
	Green LED	RF 2.4GHz Connection
	Red Led	Battery status
	White LED /Light Blue LED	Apple Macintosh /Microsoft Windows

Wireless Connection



Press directly	Shift + (US layout)	Press Fn + (1 seconds)	Press Fn + (3 seconds)
1	!	RF connection	Searching RF Dongle to pair
2	@	BT #1 connection	Searching host BT#1 to pair
3	#	BT #2 connection	Searching host BT#2 to pair
4	\$	BT #3 connection	Searching host BT#3 to pair
5	%	USB connection	/

This device complies with part 15 of the FCC Rules. Operation is subject to the following two conditions: (1) this device may not cause harmful interference, and (2) this device must accept any interference received, including interference that may cause undesired operation.

Any changes or modifications not expressly approved by the party responsible for compliance could void the user's authority to operate the equipment.

NOTE: This equipment has been tested and found to comply with the limits for a Class B digital device, pursuant to Part 15 of the FCC Rules. These limits are designed to provide reasonable protection against harmful interference in a residential installation. This equipment generates, uses and can radiate radio frequency energy and, if not installed and used in accordance with the instructions, may cause harmful interference to radio communications.

However, there is no guarantee that interference will not occur in a particular installation. If this equipment does cause harmful interference to radio or television reception,

which can be determined by turning the equipment off and on, the user is encouraged to try to correct the interference by one or more of the following measures:

- Reorient or relocate the receiving antenna.
- Increase the separation between the equipment and receiver.
- Connect the equipment into an outlet on a circuit different from that to which the receiver is connected.
- Consult the dealer or an experienced radio/TV technician for help.

The device has been evaluated to meet general RF exposure requirement. The device can be used in portable exposure condition without restriction