

EXHIBIT 18 – PHOTOS – EMC AND SAR SETUP

Figure E18.1 – Setup, Antenna Port Conducted




Figure E18.2 – Setup, Modulation Characteristics




Figure E18.3 – Setup, Modulation Characteristics



Figure E18.4 – Setup, Radiated Emissions Below 30MHz, without Accessories



Figure E18.5 – Setup, Radiated Emissions Below 30MHz, with Accessories



Figure E18.6 – Setup, Radiated Emissions, Accessories



Figure E18.7 – Setup, Radiated Emissions 30 - 1000MHz, without Accessories




Figure E18.8 – Setup, Radiated Emissions 30 - 1000MHz, with Accessories



Figure E18.9 – Setup, Frequency Stability




Figure E18.10 – Setup, Frequency Stability

