




APPENDIX: PHOTOGRAPHS OF TEST CONFIGURATION

AC Power Line Conducted Emission



Radiated Band edge and Spurious Emission





APPENDIX: PHOTOGRAPHS OF THE EUT

External

RVTWSBLK:


















RVTWSWHT:





















RVTWSCLR:











