

# TEST REPORT

**Product Name** : Bluetooth Earbuds with Charging case  
iH-B15, iH-B15B, iH-B15W, iH-B15X (X could be  
**Model Number** : single or multiple digits by any alphabets and  
punctuation marks denoting different year  
version, buyers and colors)  
**FCC ID** : EMOB15A

**Prepared for** : SDI Technologies Inc.  
**Address** : 1299, Main Street, Rahway, NJ 07065, U.S.A.

**Prepared by** : EMTEK (DONGGUAN) CO., LTD.  
**Address** : -1&2/F., Building 2, Zone A, Zhongda Marine Biotechnology  
Research and Development Base, No.9, Xincheng Avenue,  
Songshanhu High-technology Industrial Development Zone,  
Dongguan, Guangdong, China

TEL: +86-0769-22807078  
FAX: +86-0769-22807079

**Report Number** : EDG2306290283E00402R  
**Date(s) of Tests** : June 29, 2023 to August 15, 2023  
**Date of issue** : August 15, 2023

## Table of Contents

1. TEST RESULT CERTIFICATION .....	3
2. EUT SPECIFICATION .....	5
3. TEST REQUIREMENT .....	6
4. MEASUREMENT RESULT .....	7



## 1. TEST RESULT CERTIFICATION

Applicant : SDI Technologies Inc.  
Address : 1299, Main Street, Rahway, NJ 07065, U.S.A.  
Manufacturer : eKids, LLC. / KIDDESIGNS INC.  
Address : 1299, Main Street, Rahway, NJ 07065, U.S.A.  
Factory : Shenzhen Lisaier Tronics Co.,Ltd.  
Address : NO.22,Xihu Industrial Park,Xikeng,Henggang Town,Longgang District  
Shenzhen China  
EUT : Bluetooth Earbuds with Charging case  
Model Name : iH-B15, iH-B15B, iH-B15W, iH-B15X (X could be single or multiple digits by any  
alphabets and punctuation marks denoting different year version, buyers and  
colors)  
Trademark : iHome, eKids


Measurement Procedure Used:


APPLICABLE STANDARDS	
STANDARD	TEST RESULT
§ 15.247(i), § 2.1093	PASS


The above equipment was tested by EMTEK(DONGGUAN) CO., LTD. The test data, data evaluation, test procedures, and equipment configurations shown in this report were made in accordance with the procedures given in ANSI C63.10 (2013) and the energy emitted by the sample EUT tested as described in this report is in compliance with the requirements of FCC Rules **FCC § 15.247(i), § 2.1093.**

The test results of this report relate only to the tested sample identified in this report

Date of Test : June 29, 2023 to August 15, 2023

Prepared by :   
Xia Yang /Editor

Reviewer :   
Tim Dong/ Supervisor

Approve & Authorized Signer :   
Sam Lv / Manager

## Modified History

Version	Report No.	Revision Date	Summary
	EDG2306290283E00402R	/	Original Report



## 2. EUT Specification

Characteristics	Description
<b>Product:</b>	Bluetooth Earbuds with Charging case
<b>Model Number:</b>	iH-B15, iH-B15B, iH-B15W, iH-B15X (X could be single or multiple digits by any alphabets and punctuation marks denoting different year version, buyers and colors) All products are the same, only the model number and color of appearance are different Here we selected iH-B15B.FXv23 for all the test
<b>Sample:</b>	1#
<b>Device Type:</b>	Bluetooth V5.3
<b>Data Rate:</b>	1Mbps for GFSK modulation 2Mbps for $\pi/4$ -DQPSK modulation 3Mbps for 8DPSK modulation
<b>Modulation:</b>	GFSK, $\pi/4$ -DQPSK, 8DPSK
<b>Operating Frequency Range(s) :</b>	2402-2480MHz
<b>Number of Channels:</b>	79 channels
<b>Transmit Power Max:</b>	-10.53 dBm(0.000089W)
<b>Antenna Type:</b>	Chip Antenna
<b>Antenna Gain:</b>	2.7 dBi
<b>Evaluation applied:</b>	<input type="checkbox"/> MPE Evaluation <input checked="" type="checkbox"/> SAR Evaluation

### 3. Test Requirement

#### RF EXPOSURE EVALUATION

According to §15.247(i) and §1.1307(b)(1), systems operating under the provisions of this section shall be operated in a manner that ensures that the public is not exposed to radio frequency energy level in excess of the Commission's guidelines.

The 1-g and 10-g SAR test exclusion thresholds for 100 MHz to 6 GHz at *test separation distances*  $\leq 50$  mm are determined by:

$$[(\text{max. power of channel, including tune-up tolerance, mW})/(\text{min. test separation distance, mm})] \cdot [\sqrt{f_{\text{(GHz)}}}] \leq 3.0 \text{ for 1-g SAR and } \leq 7.5 \text{ for 10-g extremity SAR,}^{24} \text{ where}$$

- $f_{\text{(GHz)}}$  is the RF channel transmit frequency in GHz
- Power and distance are rounded to the nearest mW and mm before calculation<sup>25</sup>
- The result is rounded to one decimal place for comparison
- 3.0 and 7.5 are referred to as the numeric thresholds in the step 2 below

The test exclusions are applicable only when the minimum *test separation distance* is  $\leq 50$  mm and for transmission frequencies between 100 MHz and 6 GHz. When the minimum *test separation distance* is  $< 5$  mm, a distance of 5 mm according to 5) in section 4.1 is applied to determine SAR test exclusion.

Routine SAR evaluation refers to that specifically required by § 2.1093, using measurements or computer simulation. When routine SAR evaluation is not required, portable transmitters with output power greater than the applicable low threshold require SAR evaluation to qualify for TCB approval.

One antenna is available for the EUT. The minimum separation distance is 5mm.

#### 4. Measurement Result

Antenna gain: 2.7 dBi

When a single module works, the measurement results are as follows:

BT

Transmit Frequency (MHz)	Mode	Measured Power (dBm)	E.I.R.P (dBm)	Tune up Power (dBm)	Max tune up power (dBm)	Calculation Result	1-g SAR
2402	GFSK	-11.05	-8.35	-9±1	-8	0.0491266	3
2441	GFSK	-11.22	-8.52	-9±1	-8	0.0495238	3
2480	GFSK	-12.55	-9.85	-10±1	-9	0.0396512	3
2402	Π/4-DQPSK	-10.53	-7.83	-8±1	-7	0.0618467	3
2441	Π/4-DQPSK	-11.07	-8.37	-9±1	-8	0.0495238	3
2480	Π/4-DQPSK	-12.17	-9.47	-10±1	-9	0.0396512	3
2402	8DPSK	-10.84	-8.14	-9±1	-8	0.0491266	3
2441	8DPSK	-11.03	-8.33	-9±1	-8	0.0495238	3
2480	8DPSK	-12.01	-9.31	-10±1	-9	0.0396512	3

According to KDB 447498, no stand-alone required for antenna, and no simultaneous SAR measurement is required.

\*\*\* End of Report \*\*\*