

FCC ID: ESD-SA824894NE

Exhibit 2

**Engineering Report
a)ERP (2.1046)**



Assessment of Compliance

for

Effective Radiated Power (ERP) in accordance with the FCC
Rules & Regulations Part 2.1046

Rugged handheld computer with
integrated wireless communications

Sidearm ALL-Terrain Handheld PCä

Melard Technologies, Inc.



October 2000

MELB-Novatel Expedite CDPD Sidearm-3606

51 Spectrum Way Nepean ON K2R 1E6
Tel: (613) 820-2730 Fax: (613) 820-4161
email: info@aprel.com

Engineering Report

Subject: Measurement of Effective Radiated Power (ERP) in accordance with the FCC Rules & Regulations Part 2.1046

FCC ID: ESD-SA824894NE



Equipment: Rugged handheld Computer with integrated wireless communications

Model: Sidearm ALL-Terrain Handheld PC™

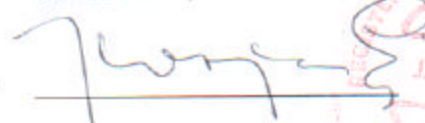
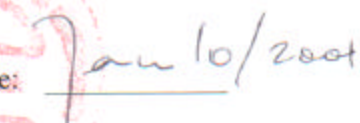
Client: Melard Technologies, Inc.
28 Kaysal Court
Armonk, NY 10504
U.S.A.

Project #: MELB -Novatel Expedite CDPD Sidearm - 3606

Prepared by: APREL Laboratories,
Regulatory Compliance Division
51 Spectrum Way
Nepean, Ontario
K2R 1E6

Approved by:  **Date:**  Jan 10, 2001

Jay Sarkar
Technical Director, Standards & Certification

Released by:  **Date:**  Jan 10/2001

Dr. Jack J. Wojcik, P.Eng.

"SOLUTIONS FOR THE WIRELESS FUTURE"

FCC ID: ESD-SA824894NE
Applicant: Melard Technologies Inc.
Equipment: Rugged Handheld computer with integrated wireless communications
Model: Sidearm ALL-Terrain Handheld PC™
Standard: FCC Rules and Regulations Part 2.1046

ENGINEERING SUMMARY

This report contains the results of the effective radiated power (ERP) measurement performed on a Melard Rugged Handheld Computer with integrated wireless communications operating with a built-in Novatel Wireless CDPD radio transmitter. The measurements were carried out in accordance with the FCC Rules and Regulations Part 2.1046. The product was evaluated for ERP when it was set at the maximum power level.

It was tested for ERP at high, middle, and low frequencies with the maximum ERP obtained at channel No.: 799 with the frequency being 848.97 MHz. The test data is presented in this report under the section: Test Results. The measured ERP is 0.372W

(The results presented in this report relate only to the sample tested.)

Summary of the Results

Test Description	Page No.	Test Set-up Figure No.	Results Summary
RF Power Output as Radiated Ref. Paragraph 2.1046	8	1	Passed

INTRODUCTION

General

This report describes the results of the effective radiated power (ERP) measurement conducted on a Melard Technologies Rugged handheld computer with integrated wireless communications operating with a built-in Novatel Wireless CDPD radio transmitter.

Test Facility

The tests were performed for Melard Technologies, Inc. by APREL Laboratories at APREL's EMI facility located in Nepean, Ontario, Canada. The laboratory operates an (3m and 10m) Open Area Test Site (OATS). The measurement facility is calibrated in accordance with ANSI C63.4-1992.

A description of the measurement facility in accordance with the radiated and AC line conducted test site criteria per ANSI C63.4-1992 is on file with the Federal Communications Commission and is in compliance with the requirements of Section 2.948 of the Commissions rules and regulations.

APREL's registration number is: 90416

APREL is accredited by Standard Council of Canada. APREL is also accredited by Industry Canada and recognised by the Federal Communications Commissions (FCC).

Standard

The evaluation and analysis were conducted in accordance with FCC Rules and Regulations Parts 2.1046 and the appropriate limits.

Test Equipment

The test equipment used during the evaluation is listed in Appendix A with calibration due dates.

Environmental Conditions

Measurements were conducted in open area test site.

- Temperature: 25 °C ± 2
- Relative Humidity: 30 - 50 %
- Air Pressure: 101 kPa ± 3

FCC SUBMISSION INFORMATION

FCC ID: ESD-SA824894NE

Equipment: Rugged handheld computer with integrated wireless communications

Model: Sidearm ALL-Terrain Handheld PC™

For: Certification

Applicant: **Melard Technologies Inc.**
28 Kaysal Court
Armonk, NY 10504
U.S.A.

Manufacturer: **Melard Technologies Inc.**
28 Kaysal Court
Armonk, NY 10504
U.S.A.

Evaluated by: **APREL Laboratories**
51 Spectrum Way
Nepean, Ontario
Canada K2R 1E6

Test: RF Power Output as Radiated (ERP)

Ref.: FCC Part 2 paragraph 2.1046

Criteria: N/A

Set-up: See Figure No. 1.

Equipment: See Appendix A.

Methodology: RF Power Measurement by Radiated Method (ERP):

Test site: The radiated RF power measurement was taken at APREL Laboratory's open area test site (OATS). This open area test site is calibrated to ANSI C63.4 document and a description of the measurement facility is on file with the Federal Communications Commission and is in compliance with the requirement of Section 2.948 of the Commissions rules and regulations. (FCC File No.: 90416)

The test was set-up as illustrated in Fig.1. The DUI was configured to operate at maximum power with carrier **unmodulated**. The equipment under test was placed on a turntable positioned 3 m away from the calibrated receiving antenna, which in turn was connected to the spectrum analyzer.

For each transmitter frequency, the received signal was **maximised** by rotating the turntable and adjusting the height of the receiving antenna. To obtain the actual ERP, the DUI was replaced by a vertically polarised half-wave dipole antenna resonant to that frequency and fed by a RF power amplifier and signal generator. The center of the dipole antenna was placed precisely in the same location as the DUI. It was ensured that the orientation of the rotating table and the height of the receiving antenna were unmoved. The signal generator level was adjusted until the peak reading on the spectrum analyzer was identical to that obtained when the DUI was on the turntable. The two signals were matched by superimposing one signal to the other on the spectrum analyzer screen. The output of power amplifier was disconnected from the substitute dipole antenna and connected to a RF power meter. **The effective radiated power was read directly form the power meter.**

The process was repeated for two more channels.

Results: See Table 1

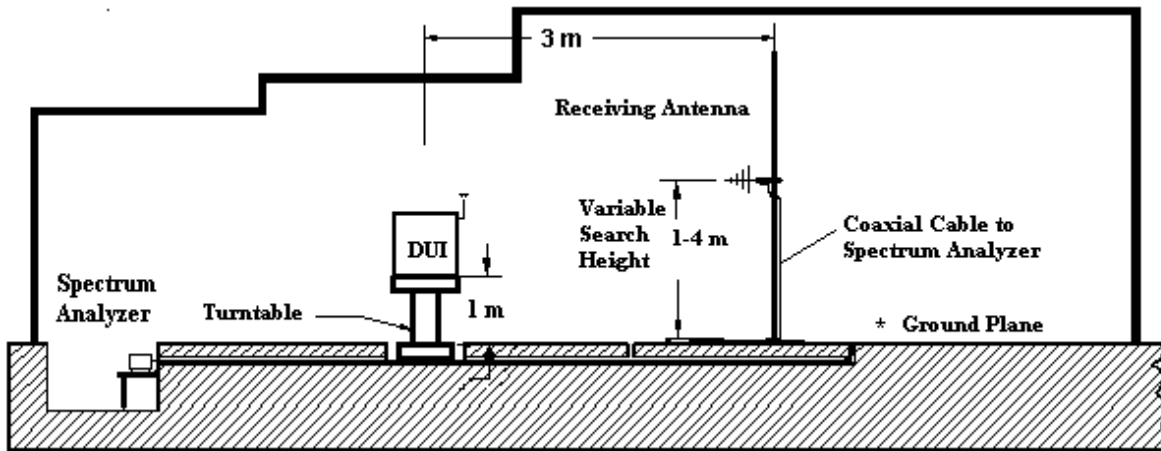


Figure 1.a Test set up for the Radiated Power (ERP) Measurement in OATS (not to scale)



Fig. 1.b APREL's OATS (Open Area Test Site)

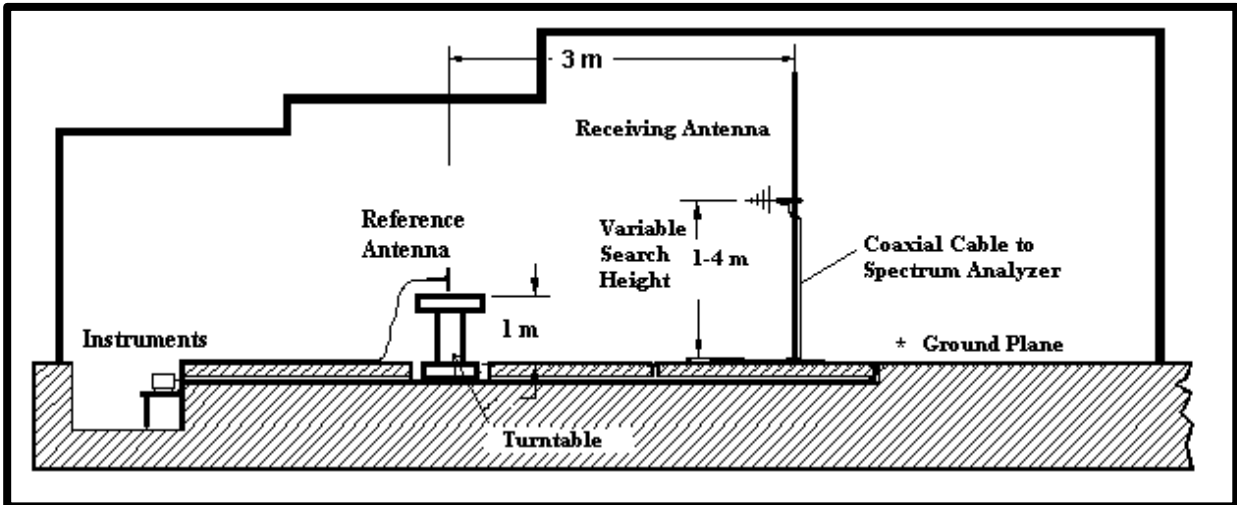


Figure 1.c Test set up for the Radiated Power (ERP) Measurement in OATS (not to scale)
The DUI is replaced by Reference Dipole Antenna.

Table 1.
RF Output Power Measurement
ERP

Channel No.	Nominal Transmit Frequency	Measured Output Power ERP	ERP
	(MHz)	(dBm)	(W)
799	848.97	25.7	0.372
367	836.01	25.5	0.355
991	824.04	24.9	0.309

Test performed by: Ku Chen Roman Date: October, 2000

APPENDIX A

List of Test Equipment

List of Equipment used


Description	Manufacturer	Model #	Asset #	Calibration Due Data
Spectrum Analyzer	Anritsu	MS2661C	301330	Dec 10, 2000
Power Meter	Rhode & Schwarz	NRVS	100851	July 21, 2001
20 dB Attenuator	Pasternack	PE7002-20	301370	May 18, 2001
Signal Generator	Hewlett-Packard	HP 8340B	100955	Oct 5, 2001
RF Power Amplifier	Amplifier Research	25W100M	100735	CBT
Reference Half wave Dipole	APREL Inc.	D-8355	N/A	June 16, 2001
Log Periodic Antenna	Eaton	ALP-1	100553	July 21, 2001
Turntable with Controller	EMCO	1060-1.241	100506	CNR
Computer Controlled Antenna Position Mast	EMCO	1051-12	100507	CNR
OATS	APREL Inc.	3m & 10m	N/A	N/A

APPENDIX B

PHOTOGRAPHS



**Melard Handheld Wireless Computer
Sidearm Novatel Expedite CDPD**



Sidearm All-Terrain Handheld PCä with Novatel Expedite CDPD radio Tested for ERP at the OATS



Reference Dipole Antenna Used for ERP Measurement