Mode	4	
	Band Edge	
	2400-2483.5_802.11g_CH01_2412MHz	
ANT	CDD 1+2	
Pol.	Vertical	Fundamental
Peak	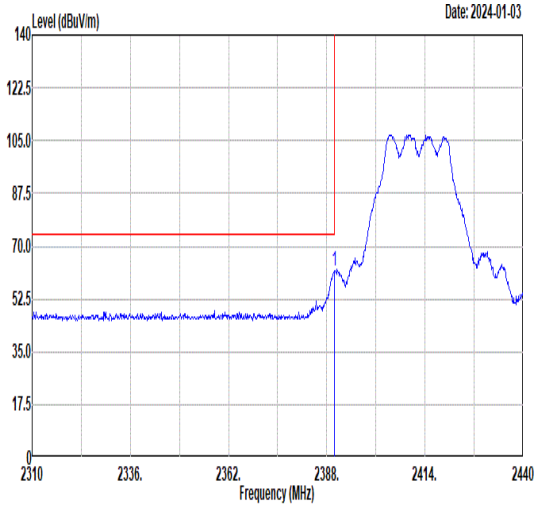 Freq Level Limit Line Margin (dB) Read Level Ant Factor Cable Loss Preamp Factor APos TPos Remark MHz dBuV/m dBuV/m dBuV dB/m dB dB cm deg 1 2389.95 61.72 74.00 -12.28 53.78 32.26 7.76 32.08 100 34 PEAK	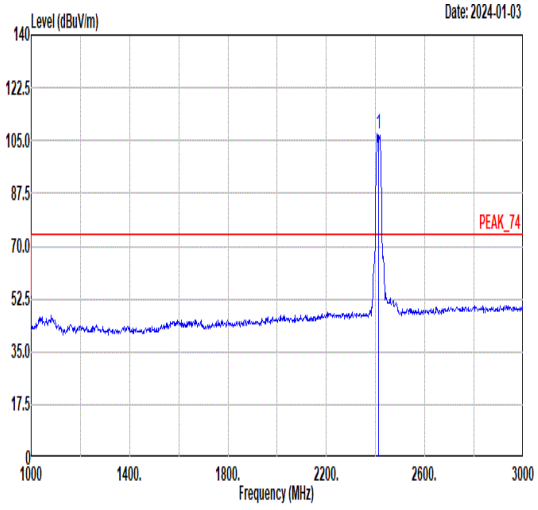 Freq Level Limit Line Margin (dB) Read Level Ant Factor Cable Loss Preamp Factor APos TPos Remark MHz dBuV/m dBuV/m dBuV dB/m dB dB cm deg 1 2412.00 107.04 ------ ------ 99.03 32.29 7.80 32.08 100 34 PEAK
Avg	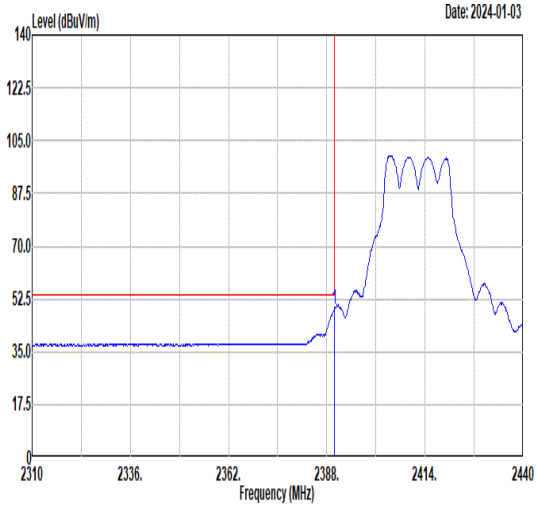 Freq Level Limit Line Margin (dB) Read Level Ant Factor Cable Loss Preamp Factor APos TPos Remark MHz dBuV/m dBuV/m dBuV dB/m dB dB cm deg 1 2389.95 49.25 54.00 -4.75 41.31 32.26 7.76 32.08 100 34 AVERAGE	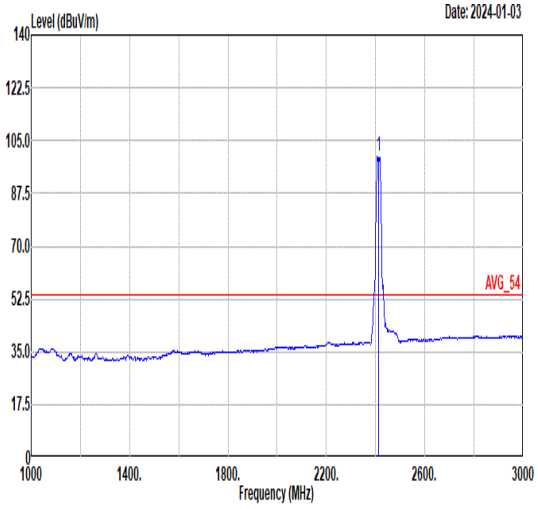 Freq Level Limit Line Margin (dB) Read Level Ant Factor Cable Loss Preamp Factor APos TPos Remark MHz dBuV/m dBuV/m dBuV dB/m dB dB cm deg 1 2412.00 99.85 ------ ------ 91.84 32.29 7.80 32.08 100 34 AVERAGE

Mode	4	
	Harmonic	
	2400-2483.5_802.11g_CH01_2412MHz	
ANT	CDD 1+2	
Pol.	Horizontal	Vertical
Peak Avg	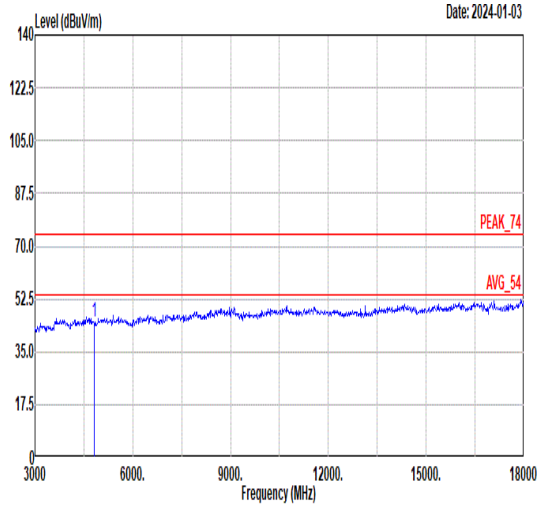 Freq Level Limit Line Margin Read Level Ant Factor Cable Loss Preamp Factor APos TPos Remark MHz dBuV/m dBuV/m dB dBuV dB/m dB dB cm deg 1 4824.00 44.82 74.00 -29.18 50.48 34.83 11.08 51.57 -- -- Peak	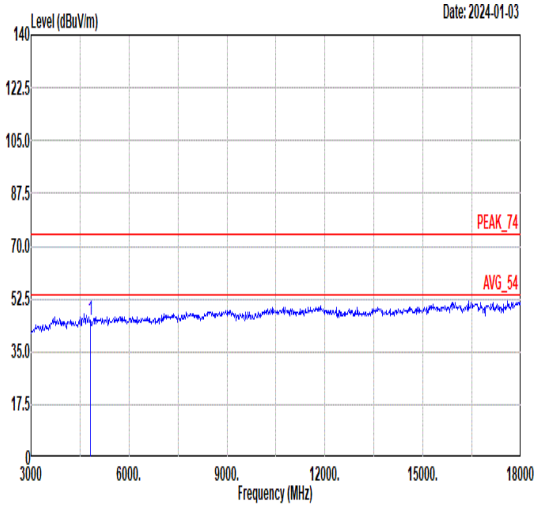 Freq Level Limit Line Margin Read Level Ant Factor Cable Loss Preamp Factor APos TPos Remark MHz dBuV/m dBuV/m dB dBuV dB/m dB dB cm deg 1 4824.00 45.50 74.00 -28.50 51.16 34.83 11.08 51.57 -- -- Peak

Mode	5	
	Harmonic	
	2400-2483.5_802.11g_CH06_2437MHz	
ANT	CDD 1+2	
Pol.	Horizontal	Vertical
Peak Avg	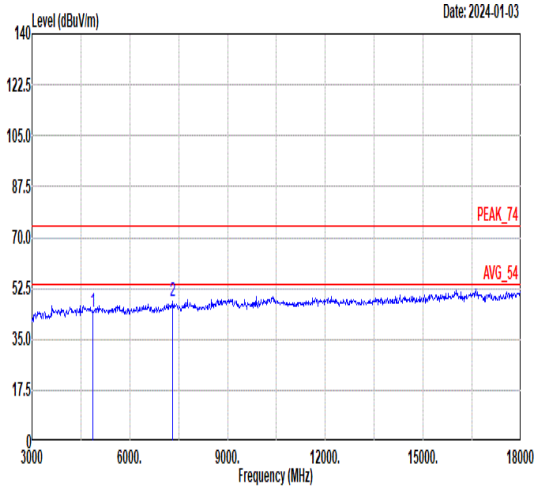 Freq Level Limit Line Margin Read Level Ant Factor Cable Loss Preamp Factor APos TPos Remark MHz dBuV/m dBuV/m dB dBuV dB/m dB dB cm deg 1 4874.00 44.30 74.00 -29.70 49.90 34.85 11.10 51.55 -- -- Peak 2 7311.00 47.81 74.00 -26.19 49.57 36.32 13.08 51.16 -- -- Peak	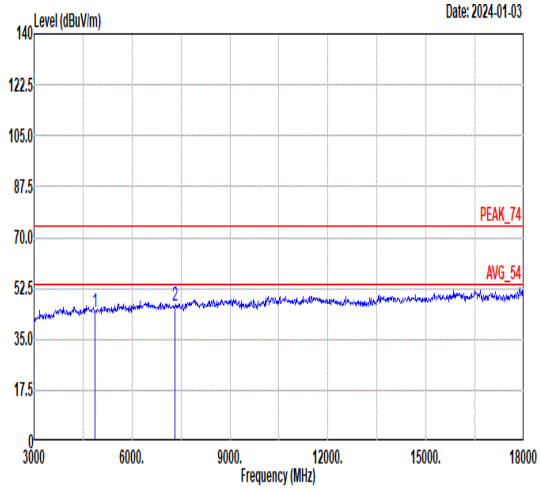 Freq Level Limit Line Margin Read Level Ant Factor Cable Loss Preamp Factor APos TPos Remark MHz dBuV/m dBuV/m dB dBuV dB/m dB dB cm deg 1 4874.00 44.58 74.00 -29.42 50.18 34.85 11.10 51.55 -- -- Peak 2 7311.00 46.73 74.00 -27.27 48.49 36.32 13.08 51.16 -- -- Peak

Mode	6	
	Band Edge	
	2400-2483.5_802.11g_CH11_2462MHz	
ANT	CDD 1+2	
Pol.	Horizontal	Fundamental
Peak	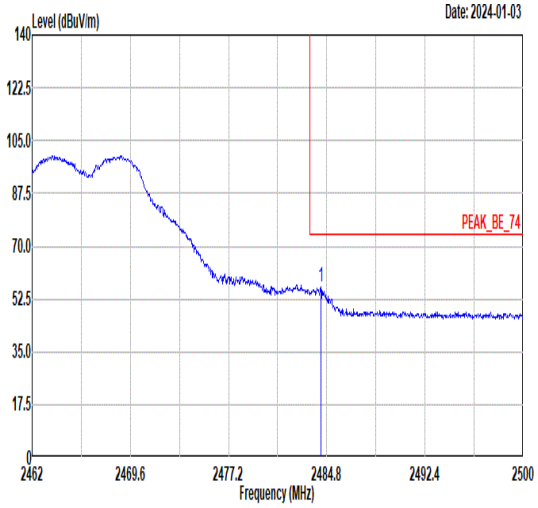 Freq Level Limit Line Margin (dB) Read Level Ant Factor Cable Loss Preamp Factor APos TPos Remark 1 2484.34 56.55 74.00 -17.45 48.30 32.47 7.88 32.10 300 106 PEAK	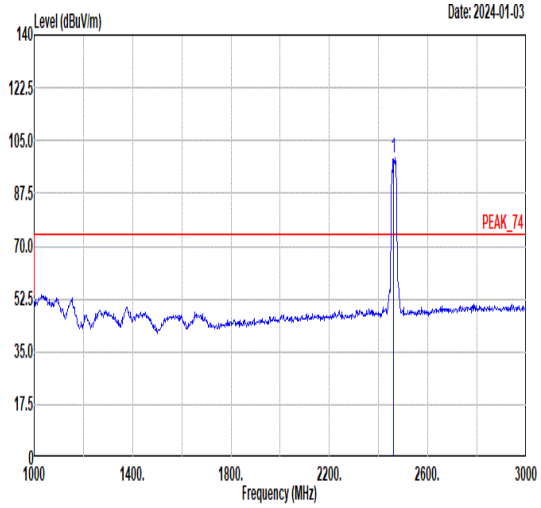 Freq Level Limit Line Margin (dB) Read Level Ant Factor Cable Loss Preamp Factor APos TPos Remark 1 2462.00 99.24 ------ ------ 91.04 32.43 7.86 32.09 300 106 PEAK
Avg	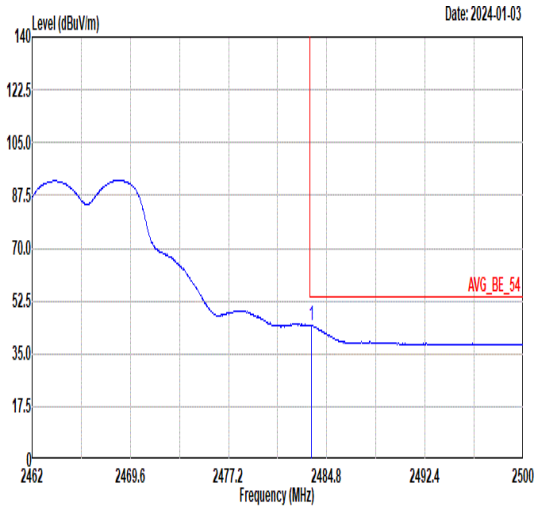 Freq Level Limit Line Margin (dB) Read Level Ant Factor Cable Loss Preamp Factor APos TPos Remark 1 2483.58 44.58 54.00 -9.42 36.34 32.46 7.88 32.10 300 106 AVERAGE	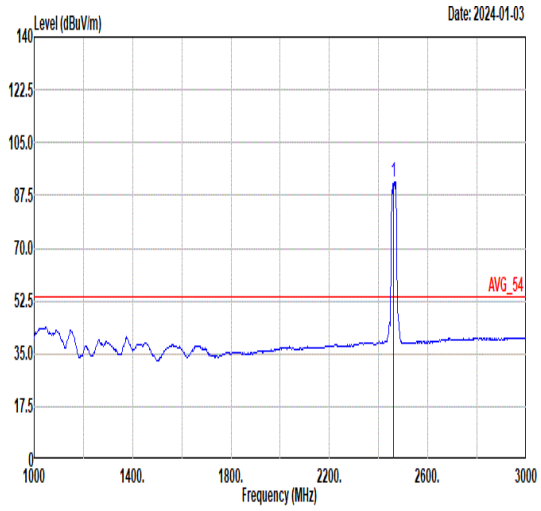 Freq Level Limit Line Margin (dB) Read Level Ant Factor Cable Loss Preamp Factor APos TPos Remark 1 2462.00 92.13 ------ ------ 83.93 32.43 7.86 32.09 300 106 AVERAGE

Mode	6	
	Band Edge	
	2400-2483.5_802.11g_CH11_2462MHz	
ANT	CDD 1+2	
Pol.	Vertical	Fundamental
Peak	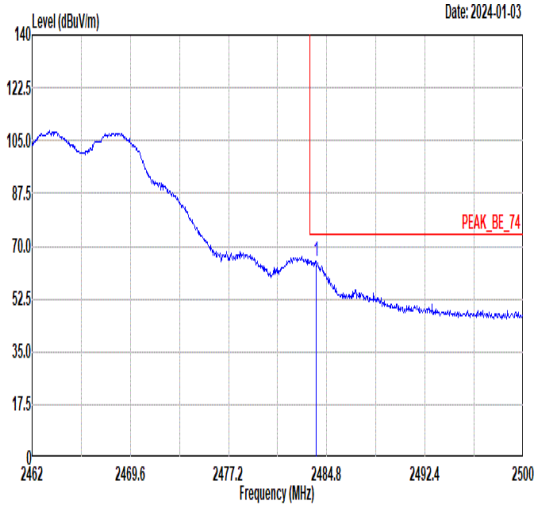 Freq Level Limit Line Margin (dB) Read Level Ant Factor Cable Loss Preamp Factor APos TPos Remark MHz dBuV/m dBuV/m dBuV dB/m dB dB cm deg 1 2483.96 65.19 74.00 -8.81 56.95 32.46 7.88 32.10 100 297 PEAK	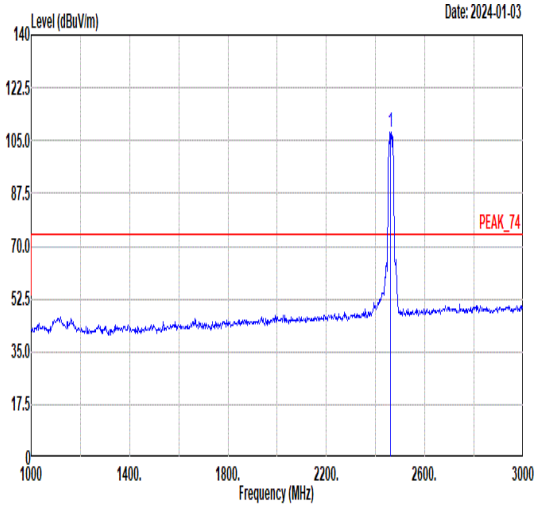 Freq Level Limit Line Margin (dB) Read Level Ant Factor Cable Loss Preamp Factor APos TPos Remark MHz dBuV/m dBuV/m dBuV dB/m dB dB cm deg 1 2462.00 107.72 ------ ------ 99.55 32.41 7.85 32.09 100 297 PEAK
Avg	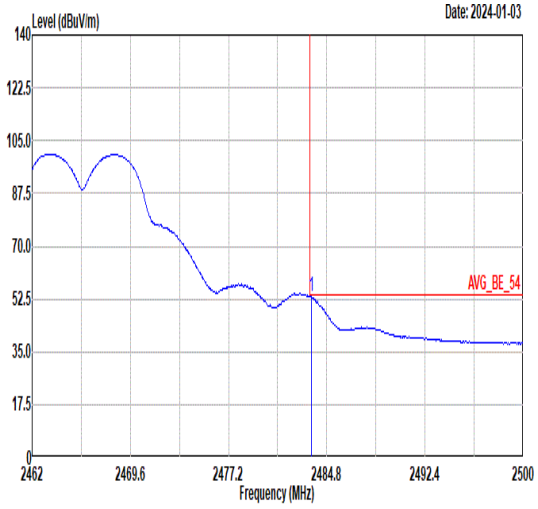 Freq Level Limit Line Margin (dB) Read Level Ant Factor Cable Loss Preamp Factor APos TPos Remark MHz dBuV/m dBuV/m dBuV dB/m dB dB cm deg 1 2483.58 53.38 54.00 -0.62 45.14 32.46 7.88 32.10 100 297 AVERAGE	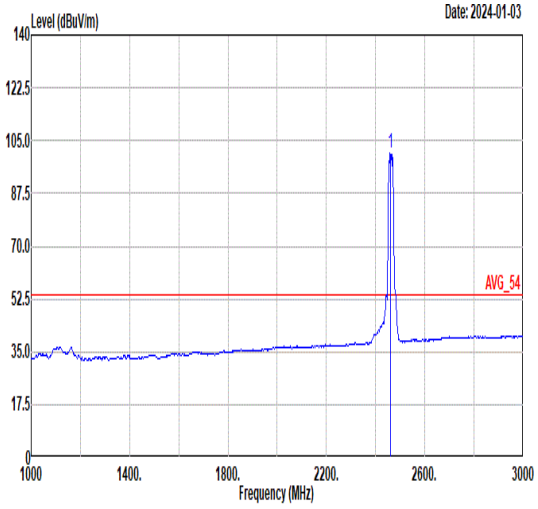 Freq Level Limit Line Margin (dB) Read Level Ant Factor Cable Loss Preamp Factor APos TPos Remark MHz dBuV/m dBuV/m dBuV dB/m dB dB cm deg 1 2462.00 100.65 ------ ------ 92.48 32.41 7.85 32.09 100 297 AVERAGE

Mode	6	
	Harmonic	
	2400-2483.5_802.11g_CH11_2462MHz	
ANT	CDD 1+2	
Pol.	Horizontal	Vertical
Peak Avg	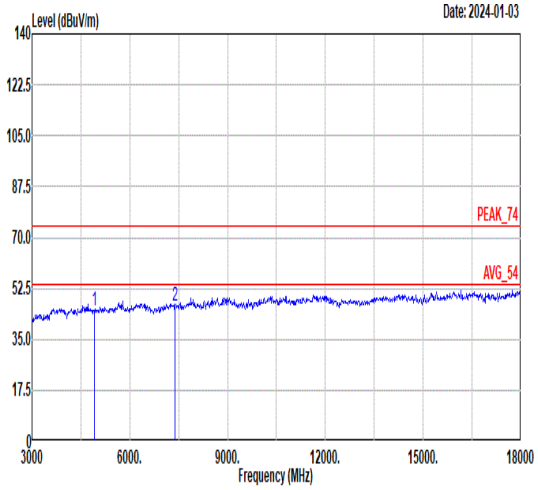 Freq Level Limit Line Margin Read Level Ant Factor Cable Loss Preamp Factor APos TPos Remark MHz dBuV/m dBuV/m dB dBuV dB/m dB dB cm deg 1 4924.00 44.65 74.00 -29.35 50.19 34.87 11.12 51.53 -- -- Peak 2 7386.00 46.68 74.00 -27.32 48.38 36.35 13.13 51.18 -- -- Peak	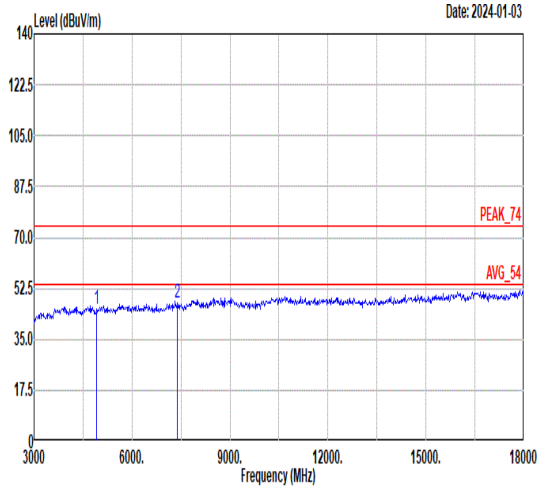 Freq Level Limit Line Margin Read Level Ant Factor Cable Loss Preamp Factor APos TPos Remark MHz dBuV/m dBuV/m dB dBuV dB/m dB dB cm deg 1 4924.00 45.69 74.00 -28.31 51.23 34.87 11.12 51.53 -- -- Peak 2 7386.00 47.48 74.00 -26.52 49.18 36.35 13.13 51.18 -- -- Peak

Mode	7	
	Band Edge	
	2400-2483.5_802.11ax HE20_CH01_Full_2412MHz	
ANT	CDD 1+2	
Pol.	Horizontal	Fundamental
Peak	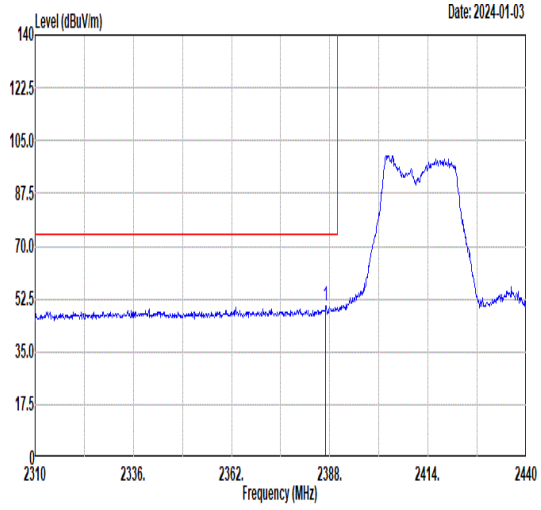 Freq Level Limit Line Margin (dB) Read Level Ant Factor Cable Loss Preamp Factor APos TPos Remark 1 2386.96 49.94 74.00 -24.06 42.02 32.25 7.75 32.08 288 102 PEAK	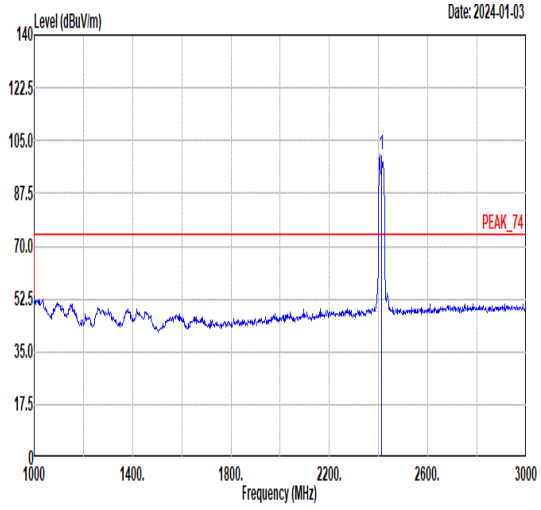 Freq Level Limit Line Margin (dB) Read Level Ant Factor Cable Loss Preamp Factor APos TPos Remark 1 2412.00 100.55 ------ ------ 92.54 32.29 7.80 32.08 288 102 PEAK
Avg	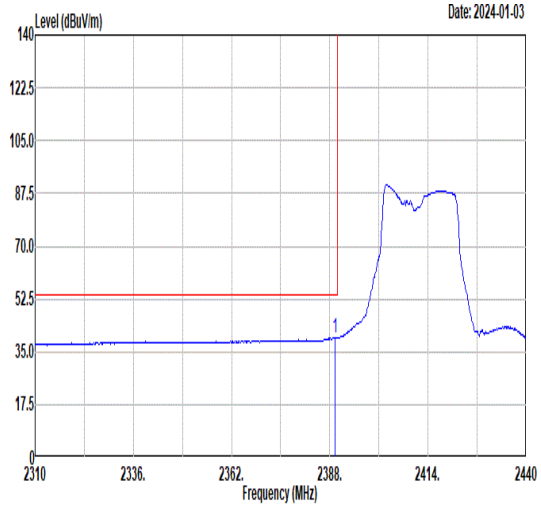 Freq Level Limit Line Margin (dB) Read Level Ant Factor Cable Loss Preamp Factor APos TPos Remark 1 2389.30 39.84 54.00 -14.16 31.90 32.26 7.76 32.08 288 102 AVERAGE	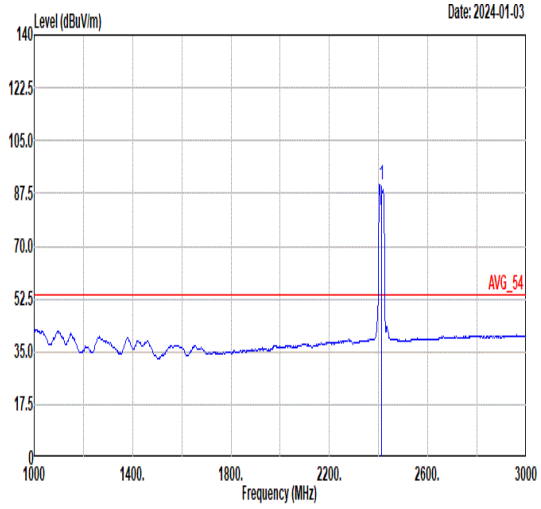 Freq Level Limit Line Margin (dB) Read Level Ant Factor Cable Loss Preamp Factor APos TPos Remark 1 2412.00 90.51 ------ ------ 82.50 32.29 7.80 32.08 288 102 AVERAGE

Mode	7	
	Band Edge	
	2400-2483.5_802.11ax HE20_CH01_Full_2412MHz	
ANT	CDD 1+2	
Pol.	Vertical	Fundamental
Peak	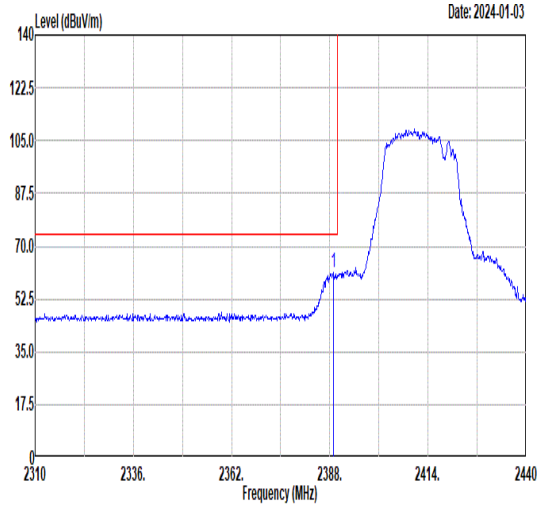 Freq Level Limit Line Margin (dB) Read Level Ant Factor Cable Loss Preamp Factor APos TPos Remark MHz dBuV/m dBuV/m dBuV dB/m dB dB cm deg 1 2388.91 61.15 74.00 -12.85 53.21 32.26 7.76 32.08 100 1 PEAK	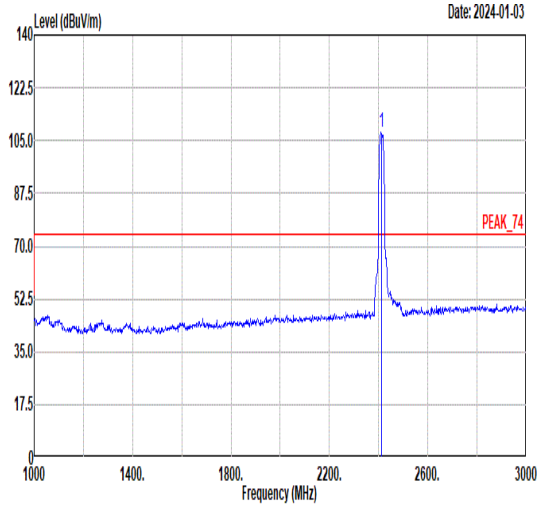 Freq Level Limit Line Margin (dB) Read Level Ant Factor Cable Loss Preamp Factor APos TPos Remark MHz dBuV/m dBuV/m dBuV dB/m dB dB cm deg 1 2412.00 107.80 ------ ------ 99.77 32.30 7.81 32.08 100 1 PEAK
Avg	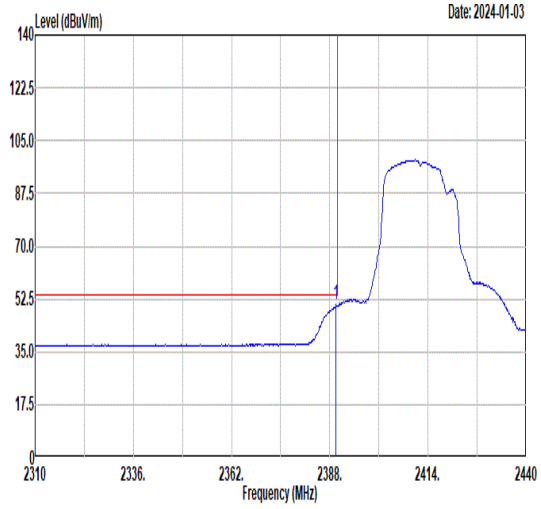 Freq Level Limit Line Margin (dB) Read Level Ant Factor Cable Loss Preamp Factor APos TPos Remark MHz dBuV/m dBuV/m dBuV dB/m dB dB cm deg 1 2389.69 50.60 54.00 -3.40 42.66 32.26 7.76 32.08 100 1 AVERAGE	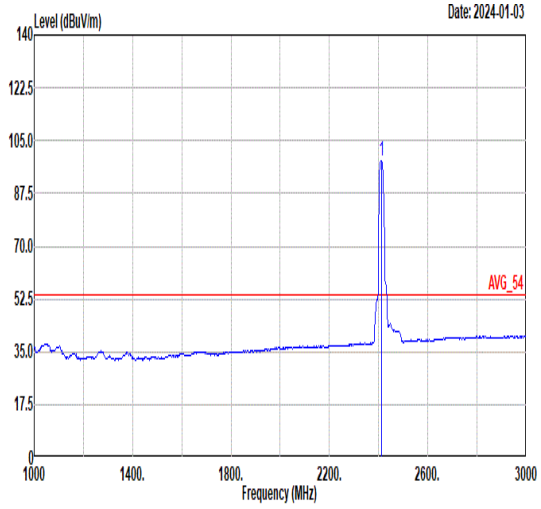 Freq Level Limit Line Margin (dB) Read Level Ant Factor Cable Loss Preamp Factor APos TPos Remark MHz dBuV/m dBuV/m dBuV dB/m dB dB cm deg 1 2412.00 98.50 ------ ------ 90.47 32.30 7.81 32.08 100 1 AVERAGE

Mode	7	
	Harmonic	
	2400-2483.5_802.11ax HE20_CH01_Full_2412MHz	
ANT	CDD 1+2	
Pol.	Horizontal	Vertical
Peak Avg	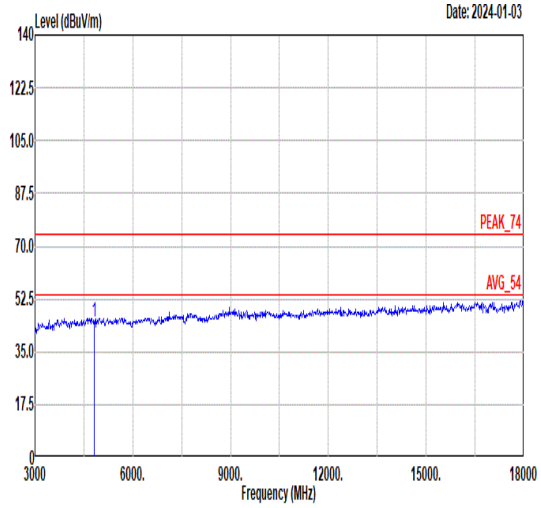 Freq Level Limit Line Margin Read Level Ant Factor Cable Loss Preamp Factor APos TPos Remark MHz dBuV/m dBuV/m dB dBuV dB/m dB dB cm deg 1 4824.00 45.14 74.00 -28.86 50.80 34.83 11.08 51.57 -- -- Peak	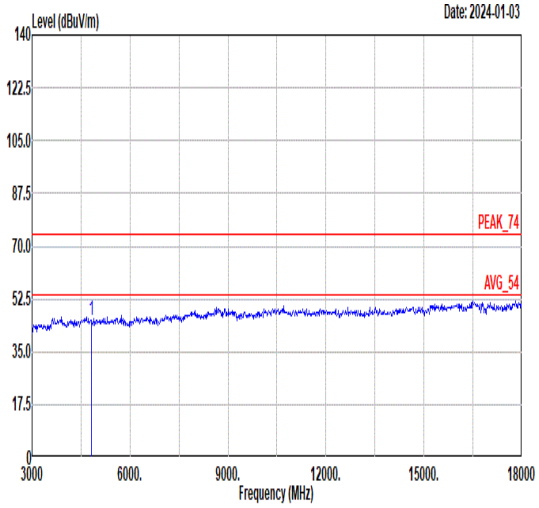 Freq Level Limit Line Margin Read Level Ant Factor Cable Loss Preamp Factor APos TPos Remark MHz dBuV/m dBuV/m dB dBuV dB/m dB dB cm deg 1 4824.00 45.23 74.00 -28.77 50.89 34.83 11.08 51.57 -- -- Peak

Mode	8	
	Harmonic	
	2400-2483.5_802.11ax HE20_CH06_Full_2437MHz	
ANT	CDD 1+2	
Pol.	Horizontal	Vertical
Peak Avg	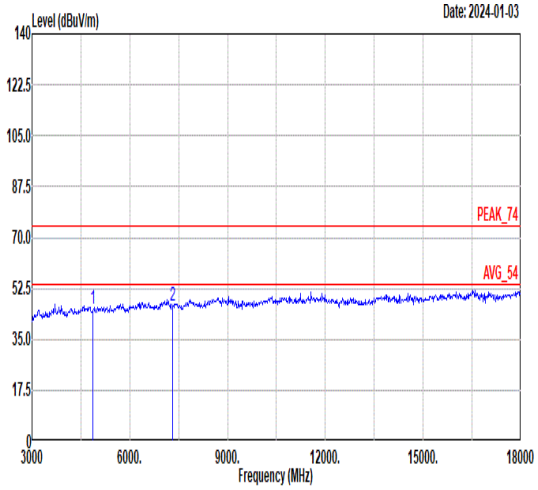 Freq Level Limit Line Margin Read Level Ant Factor Cable Loss Preamp Factor APos TPos Remark MHz dBuV/m dBuV/m dB dBuV dB/m dB dB cm deg 1 4874.00 45.57 74.00 -28.43 51.17 34.85 11.10 51.55 -- -- Peak 2 7311.00 46.54 74.00 -27.46 48.30 36.32 13.08 51.16 -- -- Peak	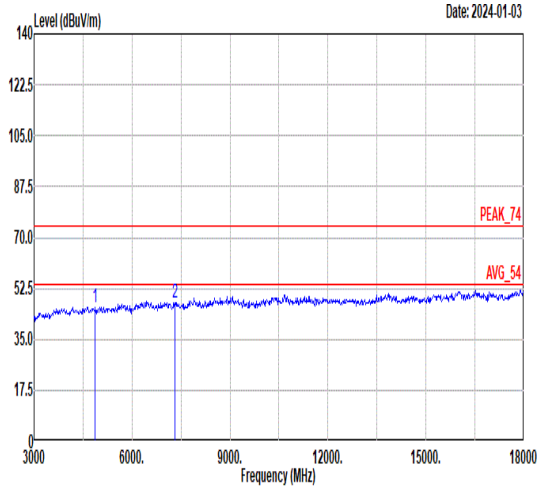 Freq Level Limit Line Margin Read Level Ant Factor Cable Loss Preamp Factor APos TPos Remark MHz dBuV/m dBuV/m dB dBuV dB/m dB dB cm deg 1 4874.00 45.79 74.00 -28.21 51.39 34.85 11.10 51.55 -- -- Peak 2 7311.00 47.75 74.00 -26.25 49.51 36.32 13.08 51.16 -- -- Peak

Mode	9	
	Band Edge	
	2400-2483.5_802.11ax HE20_CH11_Full_2462MHz	
ANT	CDD 1+2	
Pol.	Horizontal	Fundamental
Peak	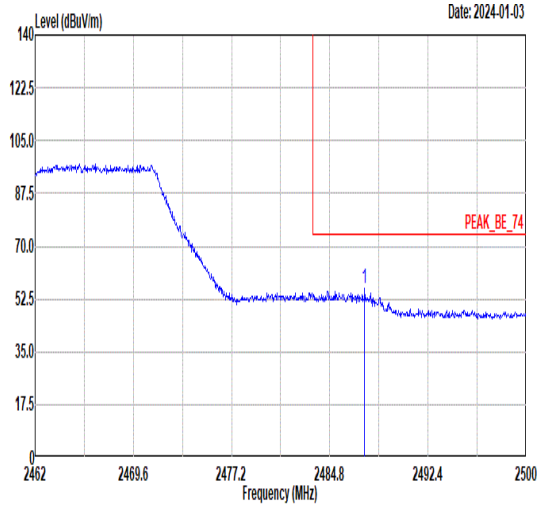 Freq Level Limit Line Margin (dB) Read Level Ant Factor Cable Loss Preamp Factor APos TPos Remark 1 2487.50 55.80 74.00 -18.20 47.55 32.47 7.88 32.10 300 75 PEAK	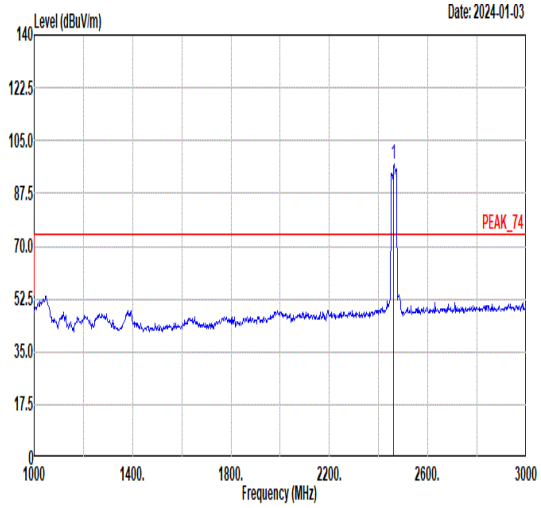 Freq Level Limit Line Margin (dB) Read Level Ant Factor Cable Loss Preamp Factor APos TPos Remark 1 2462.00 97.23 ------ ------ 89.04 32.42 7.86 32.09 300 75 PEAK
Avg	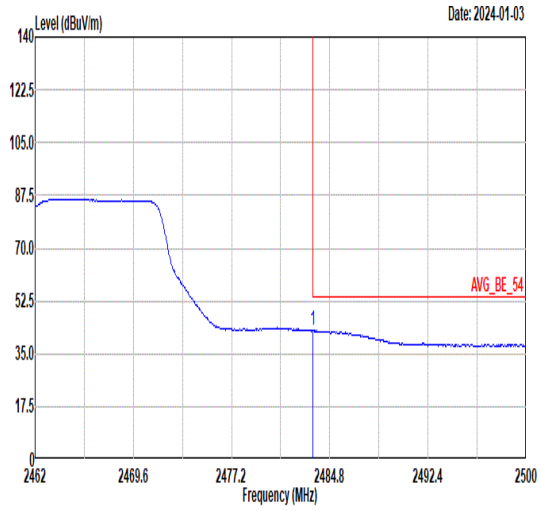 Freq Level Limit Line Margin (dB) Read Level Ant Factor Cable Loss Preamp Factor APos TPos Remark 1 2483.51 42.63 54.00 -11.37 34.39 32.46 7.88 32.10 300 75 AVERAGE	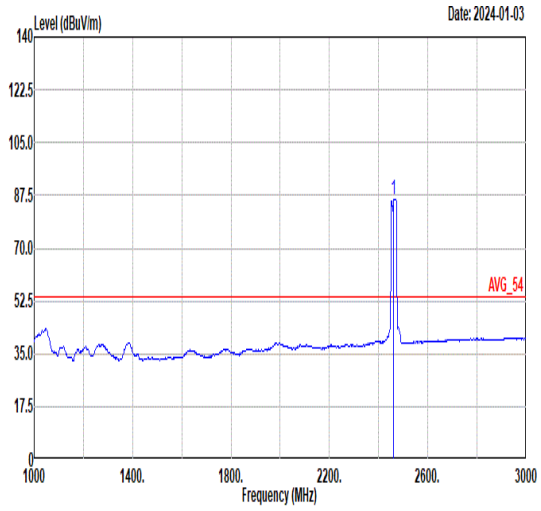 Freq Level Limit Line Margin (dB) Read Level Ant Factor Cable Loss Preamp Factor APos TPos Remark 1 2462.00 86.28 ------ ------ 78.09 32.42 7.86 32.09 300 75 AVERAGE

Mode	9	
	Band Edge	
	2400-2483.5_802.11ax HE20_CH11_Full_2462MHz	
ANT	CDD 1+2	
Pol.	Vertical	Fundamental
Peak	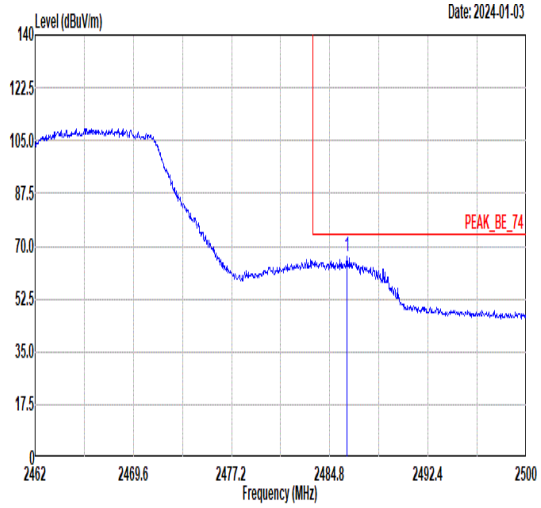 Freq Level Limit Line Margin (dB) Read Level Ant Factor Cable Loss Preamp Factor APos TPos Remark 1 2486.13 66.47 74.00 -7.53 58.22 32.47 7.88 32.10 100 295 PEAK	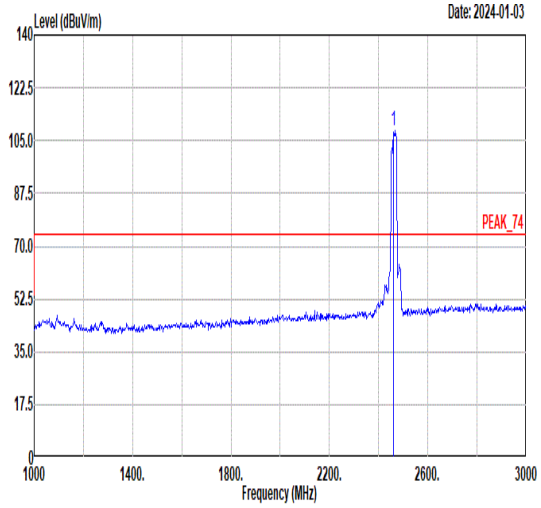 Freq Level Limit Line Margin (dB) Read Level Ant Factor Cable Loss Preamp Factor APos TPos Remark 1 2462.00 108.51 ------ ------ 100.31 32.43 7.86 32.09 100 295 PEAK
Avg	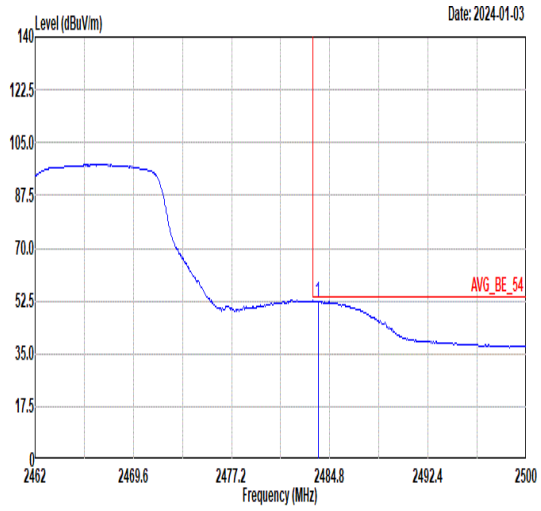 Freq Level Limit Line Margin (dB) Read Level Ant Factor Cable Loss Preamp Factor APos TPos Remark 1 2483.89 52.41 54.00 -1.59 44.17 32.46 7.88 32.10 100 295 AVERAGE	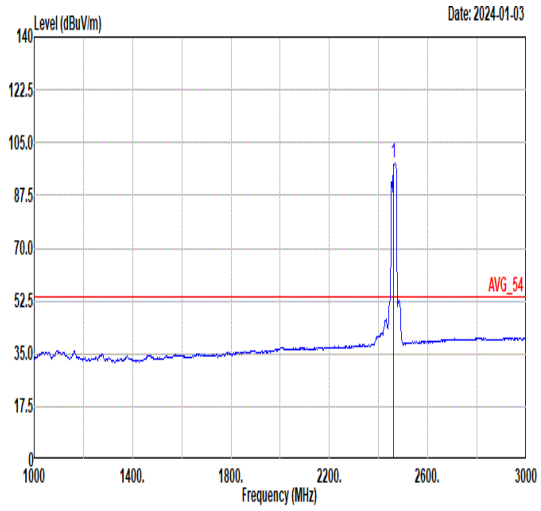 Freq Level Limit Line Margin (dB) Read Level Ant Factor Cable Loss Preamp Factor APos TPos Remark 1 2462.00 98.09 ------ ------ 89.89 32.43 7.86 32.09 100 295 AVERAGE

Mode	9	
	Harmonic	
	2400-2483.5_802.11ax HE20_CH11_Full_2462MHz	
ANT	CDD 1+2	
Pol.	Horizontal	Vertical
Peak Avg	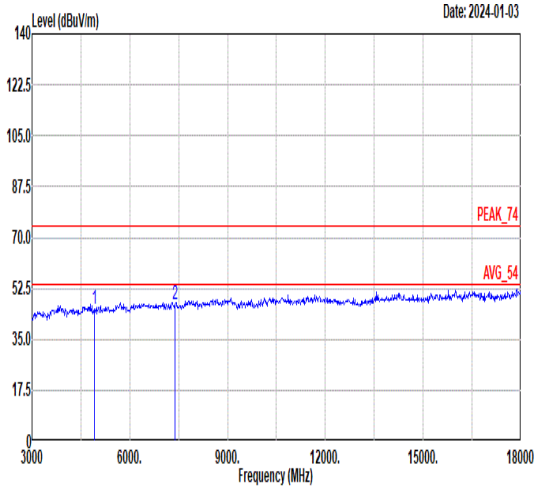 Freq Level Limit Line Margin Read Level Ant Factor Cable Loss Preamp Factor APos TPos Remark MHz dBuV/m dBuV/m dB dBuV dB/m dB dB cm deg 1 4924.00 45.53 74.00 -28.47 51.07 34.87 11.12 51.53 -- -- Peak 2 7386.00 47.06 74.00 -26.94 48.76 36.35 13.13 51.18 -- -- Peak	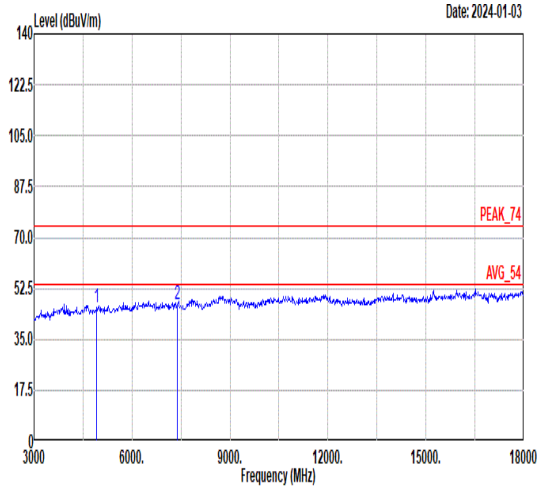 Freq Level Limit Line Margin Read Level Ant Factor Cable Loss Preamp Factor APos TPos Remark MHz dBuV/m dBuV/m dB dBuV dB/m dB dB cm deg 1 4924.00 45.88 74.00 -28.12 51.42 34.87 11.12 51.53 -- -- Peak 2 7386.00 47.21 74.00 -26.79 48.91 36.35 13.13 51.18 -- -- Peak

Mode	10	
	Band Edge	
	2400-2483.5_802.11ax HE20_CH01_Partial_2412MHz	
ANT	CDD 1+2	
Pol.	Horizontal	Fundamental
Peak	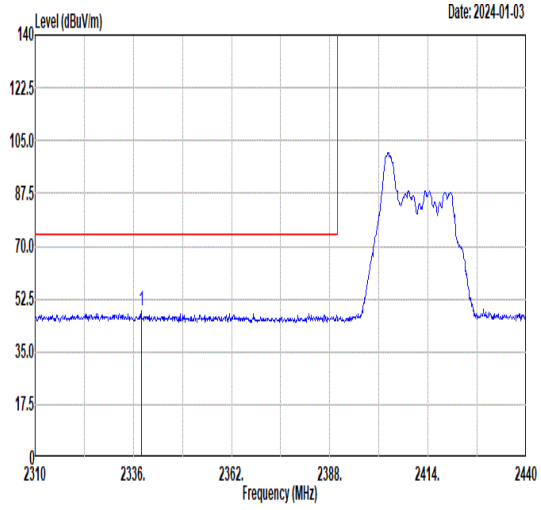 Freq Level Limit Line Margin (dB) Read Level Ant Factor Cable Loss Preamp Factor APos TPos Remark MHz dBuV/m dBuV/m dBuV dB/m dB dB cm deg 1 2338.08 48.59 74.00 -25.41 40.91 32.14 7.61 32.07 393 95 PEAK	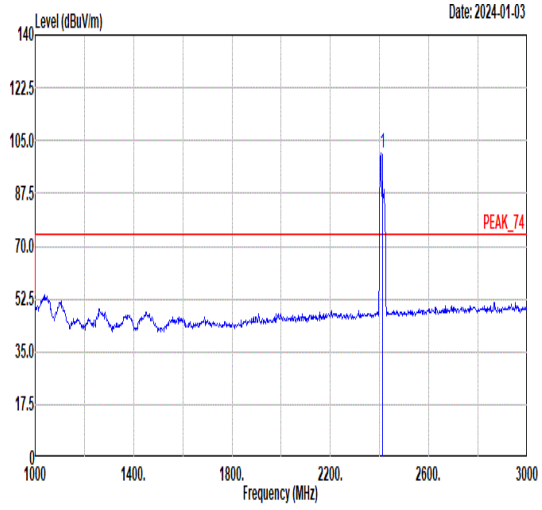 Freq Level Limit Line Margin (dB) Read Level Ant Factor Cable Loss Preamp Factor APos TPos Remark MHz dBuV/m dBuV/m dBuV dB/m dB dB cm deg 1 2412.00 100.92 ------ ------ 92.91 32.29 7.80 32.08 393 95 PEAK
Avg	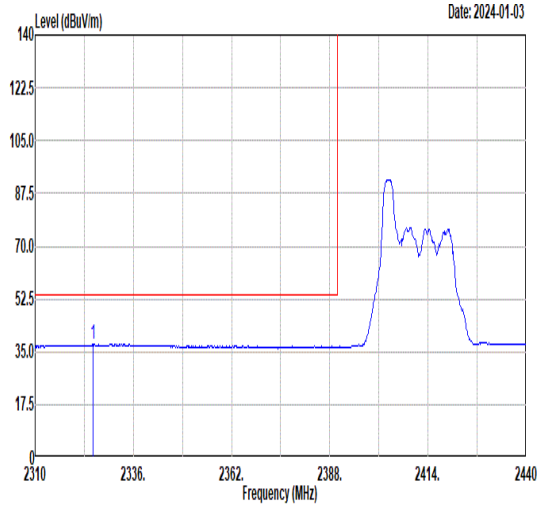 Freq Level Limit Line Margin (dB) Read Level Ant Factor Cable Loss Preamp Factor APos TPos Remark MHz dBuV/m dBuV/m dBuV dB/m dB dB cm deg 1 2325.34 37.40 54.00 -16.60 29.76 32.12 7.58 32.06 393 95 AVERAGE	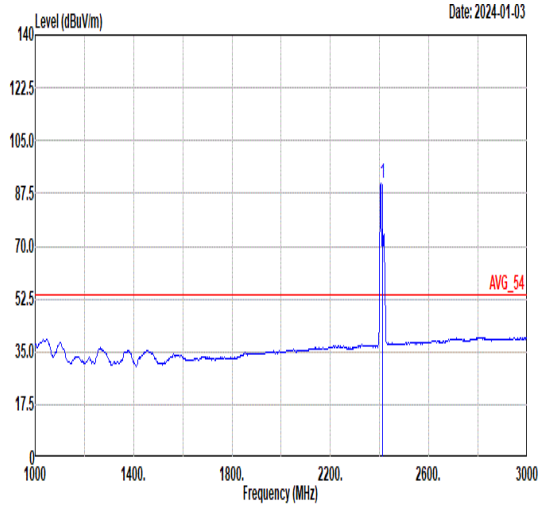 Freq Level Limit Line Margin (dB) Read Level Ant Factor Cable Loss Preamp Factor APos TPos Remark MHz dBuV/m dBuV/m dBuV dB/m dB dB cm deg 1 2412.00 90.69 ------ ------ 82.68 32.29 7.80 32.08 393 95 AVERAGE

Mode	10	
	Band Edge	
	2400-2483.5_802.11ax HE20_CH01_Partial_2412MHz	
ANT	CDD 1+2	
Pol.	Vertical	Fundamental
Peak	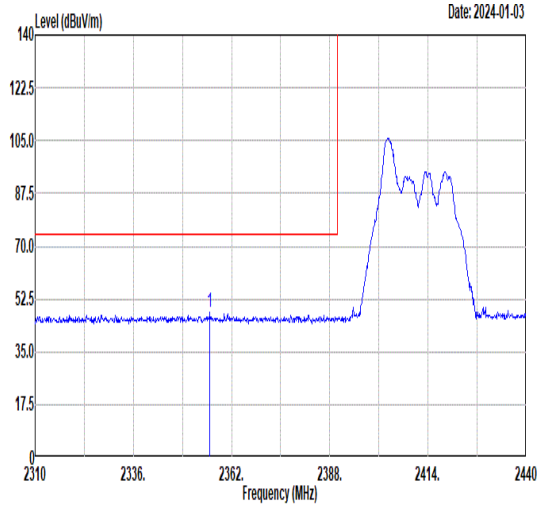 Freq Level Limit Line Margin (dB) Read Level Ant Factor Cable Loss Preamp Factor APos TPos Remark 1 2356.28 47.90 74.00 -26.10 40.12 32.18 7.67 32.07 100 87 PEAK	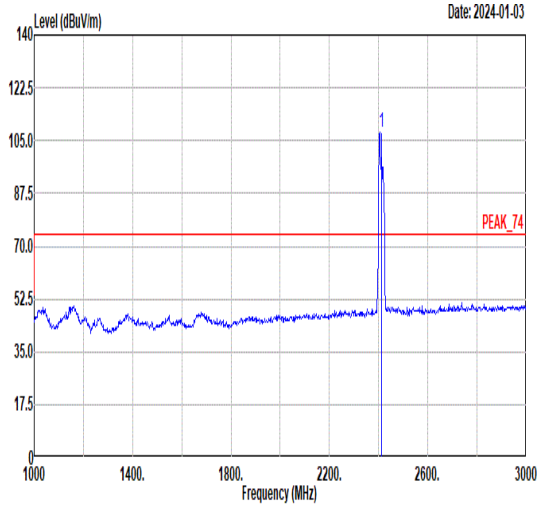 Freq Level Limit Line Margin (dB) Read Level Ant Factor Cable Loss Preamp Factor APos TPos Remark 1 2412.00 107.87 ------ ------ 99.86 32.29 7.80 32.08 100 87 PEAK
Avg	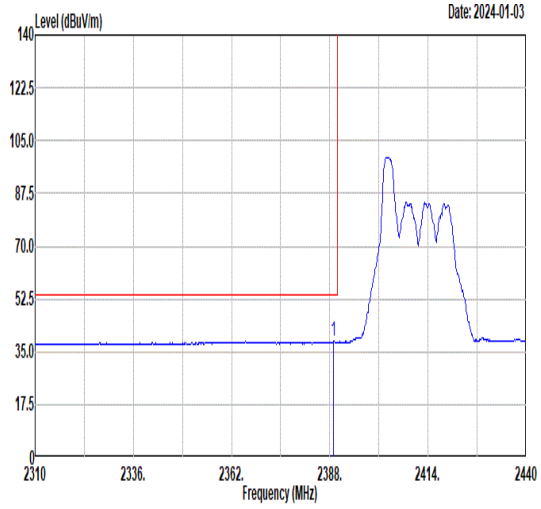 Freq Level Limit Line Margin (dB) Read Level Ant Factor Cable Loss Preamp Factor APos TPos Remark 1 2389.04 38.44 54.00 -15.56 30.50 32.26 7.76 32.08 100 87 AVERAGE	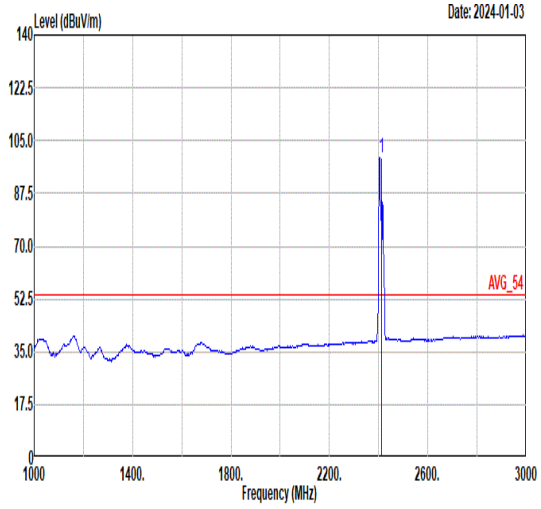 Freq Level Limit Line Margin (dB) Read Level Ant Factor Cable Loss Preamp Factor APos TPos Remark 1 2412.00 99.52 ------ ------ 91.51 32.29 7.80 32.08 100 87 AVERAGE

Mode	11	
	Band Edge	
	2400-2483.5_802.11ax HE20_CH01_Partial_2412MHz	
ANT	CDD 1+2	
Pol.	Horizontal	Fundamental
Peak	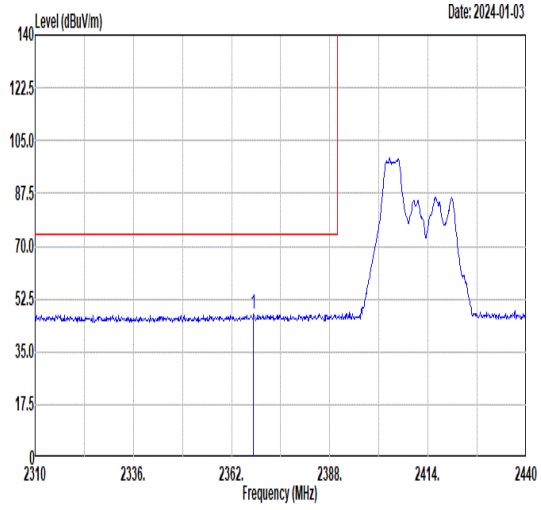 Freq Level Limit Line Margin (dB) Read Level Ant Factor Cable Loss Preamp Factor APos TPos Remark MHz dBuV/m dBuV/m dBuV dB/m dB dB cm deg 1 2367.85 47.72 74.00 -26.28 39.88 32.21 7.70 32.07 335 159 PEAK	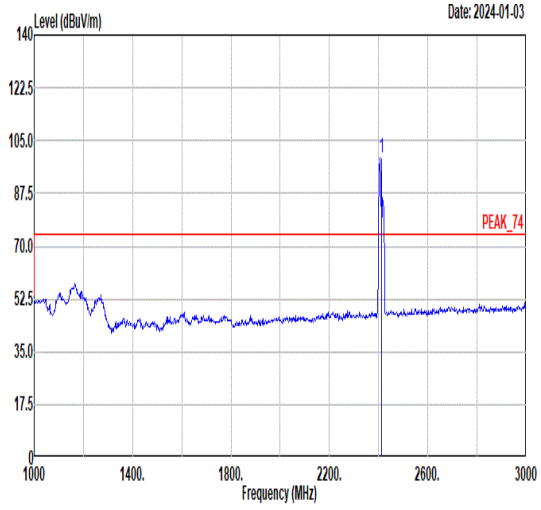 Freq Level Limit Line Margin (dB) Read Level Ant Factor Cable Loss Preamp Factor APos TPos Remark MHz dBuV/m dBuV/m dBuV dB/m dB dB cm deg 1 2412.00 99.32 ------ ------ 91.31 32.29 7.80 32.08 335 159 PEAK
Avg	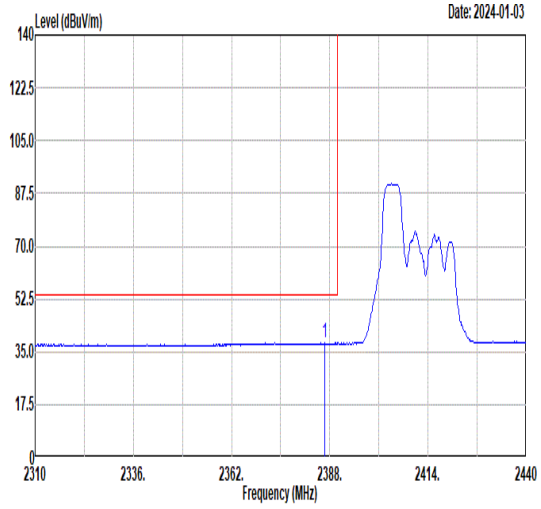 Freq Level Limit Line Margin (dB) Read Level Ant Factor Cable Loss Preamp Factor APos TPos Remark MHz dBuV/m dBuV/m dBuV dB/m dB dB cm deg 1 2386.70 38.05 54.00 -15.95 30.13 32.25 7.75 32.08 335 159 AVERAGE	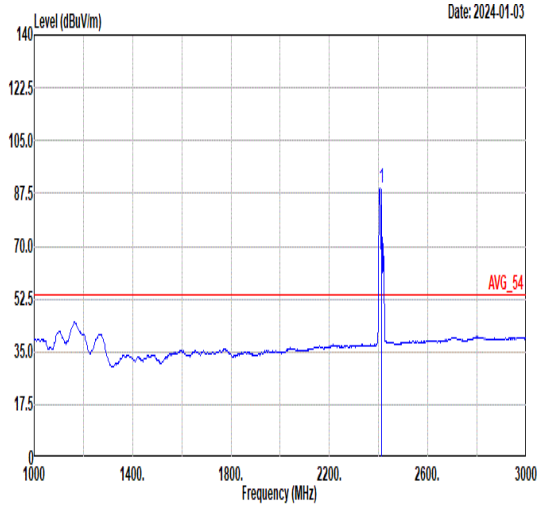 Freq Level Limit Line Margin (dB) Read Level Ant Factor Cable Loss Preamp Factor APos TPos Remark MHz dBuV/m dBuV/m dBuV dB/m dB dB cm deg 1 2412.00 89.43 ------ ------ 81.42 32.29 7.80 32.08 335 159 AVERAGE

Mode	11	
	Band Edge	
	2400-2483.5_802.11ax HE20_CH01_Partial_2412MHz	
ANT	CDD 1+2	
Pol.	Vertical	Fundamental
Peak	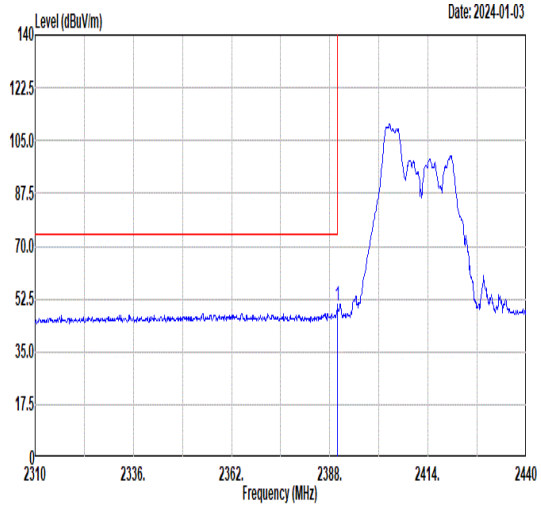 Freq Level Limit Line Margin (dB) Read Level Ant Factor Cable Loss Preamp Factor APos TPos Remark 1 2389.95 50.41 74.00 -23.59 42.47 32.26 7.76 32.08 303 141 PEAK	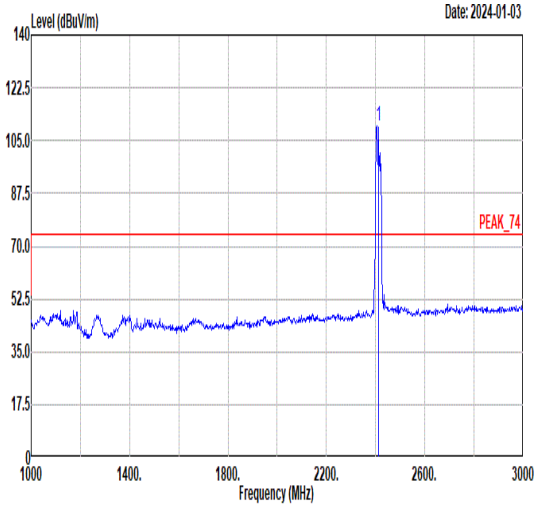 Freq Level Limit Line Margin (dB) Read Level Ant Factor Cable Loss Preamp Factor APos TPos Remark 1 2412.00 109.82 ------ ------ 101.81 32.29 7.80 32.08 303 141 PEAK
Avg	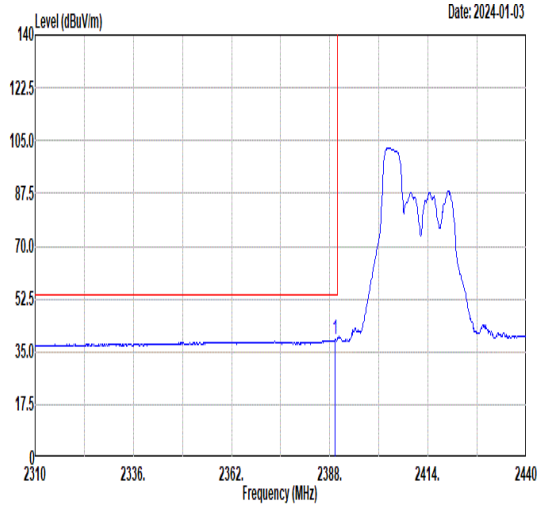 Freq Level Limit Line Margin (dB) Read Level Ant Factor Cable Loss Preamp Factor APos TPos Remark 1 2389.43 39.09 54.00 -14.91 31.15 32.26 7.76 32.08 303 141 AVERAGE	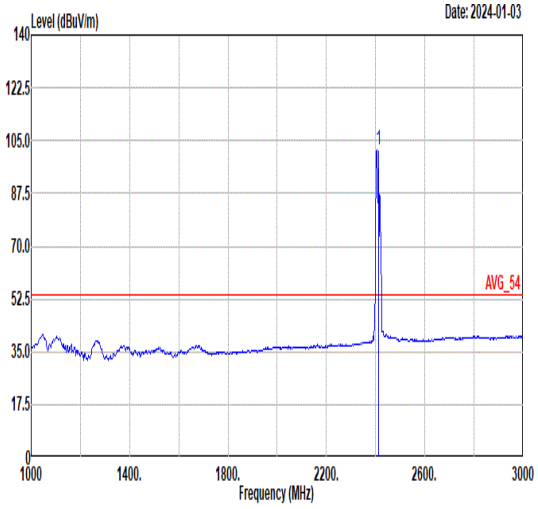 Freq Level Limit Line Margin (dB) Read Level Ant Factor Cable Loss Preamp Factor APos TPos Remark 1 2412.00 102.06 ------ ------ 94.05 32.29 7.80 32.08 303 141 AVERAGE

Mode	12	
	Band Edge	
	2400-2483.5_802.11ax HE20_CH01_Partial_2412MHz	
ANT	CDD 1+2	
Pol.	Horizontal	Fundamental
Peak	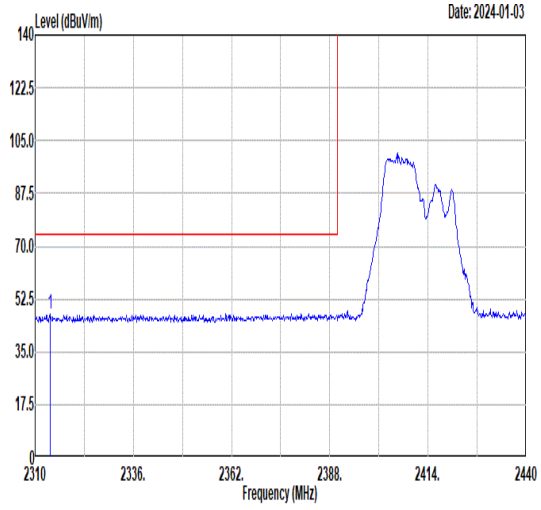 Freq Level Limit Line Margin (dB) Read Level Ant Factor Cable Loss Preamp Factor APos TPos Remark MHz dBuV/m dBuV/m dBuV dB/m dB dB cm deg 1 2313.90 47.69 74.00 -26.31 40.11 32.09 7.55 32.06 337 158 PEAK	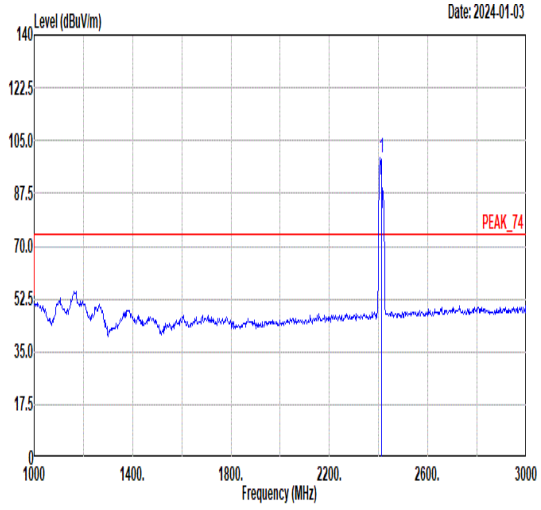 Freq Level Limit Line Margin (dB) Read Level Ant Factor Cable Loss Preamp Factor APos TPos Remark MHz dBuV/m dBuV/m dBuV dB/m dB dB cm deg 1 2412.00 99.52 ------ ------ 91.51 32.29 7.80 32.08 337 158 PEAK
Avg	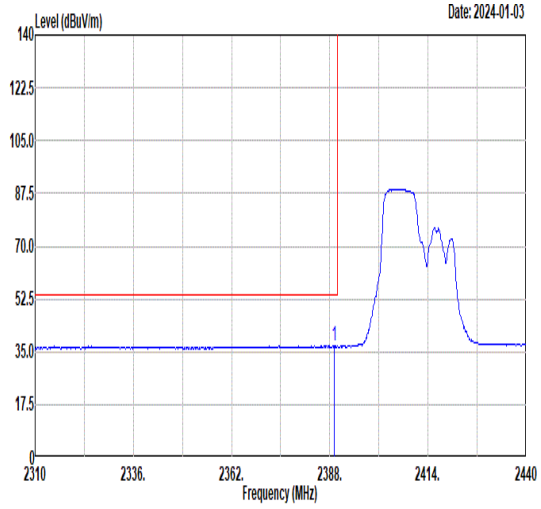 Freq Level Limit Line Margin (dB) Read Level Ant Factor Cable Loss Preamp Factor APos TPos Remark MHz dBuV/m dBuV/m dBuV dB/m dB dB cm deg 1 2389.17 36.94 54.00 -17.06 29.00 32.26 7.76 32.08 337 158 AVERAGE	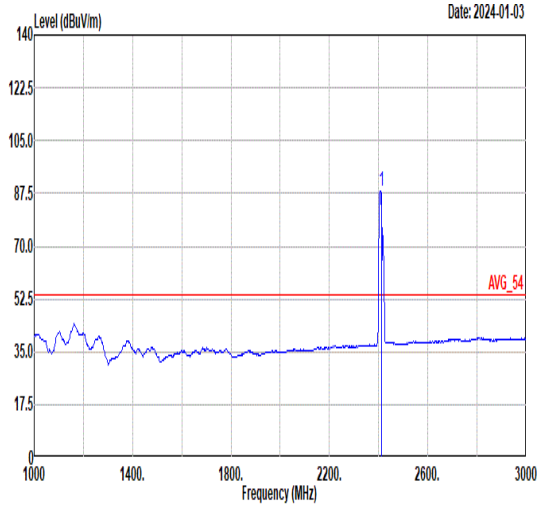 Freq Level Limit Line Margin (dB) Read Level Ant Factor Cable Loss Preamp Factor APos TPos Remark MHz dBuV/m dBuV/m dBuV dB/m dB dB cm deg 1 2412.00 88.29 ------ ------ 80.28 32.29 7.80 32.08 337 158 AVERAGE

Mode	12	
	Band Edge	
	2400-2483.5_802.11ax HE20_CH01_Partial_2412MHz	
ANT	CDD 1+2	
Pol.	Vertical	Fundamental
Peak	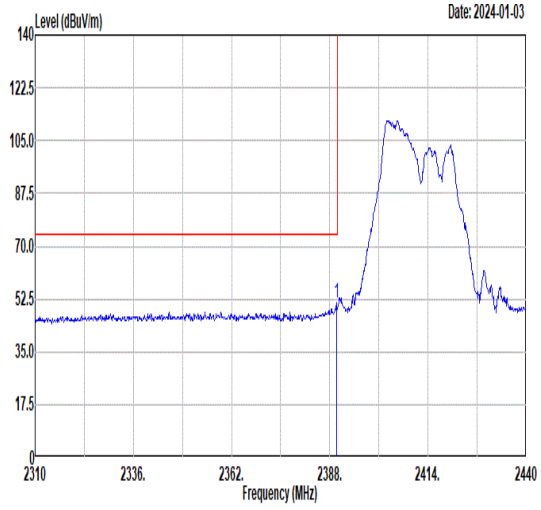 Freq Level Limit Line Margin (dB) Read Level Ant Factor Cable Loss Preamp Factor APos TPos Remark 1 2389.82 51.30 74.00 -22.70 43.36 32.26 7.76 32.08 307 142 PEAK	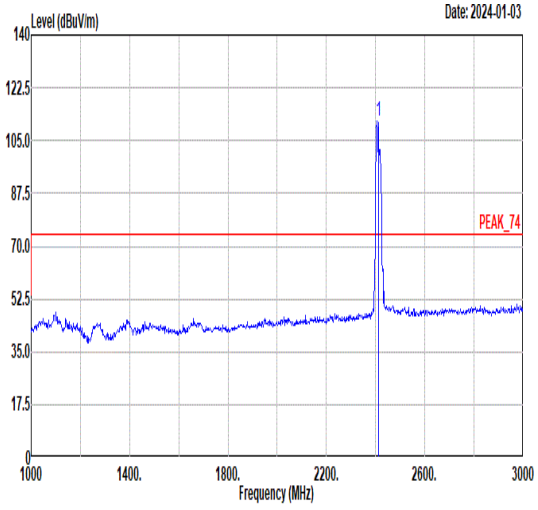 Freq Level Limit Line Margin (dB) Read Level Ant Factor Cable Loss Preamp Factor APos TPos Remark 1 2412.00 111.28 ------ ------ 103.27 32.29 7.80 32.08 307 142 PEAK
Avg	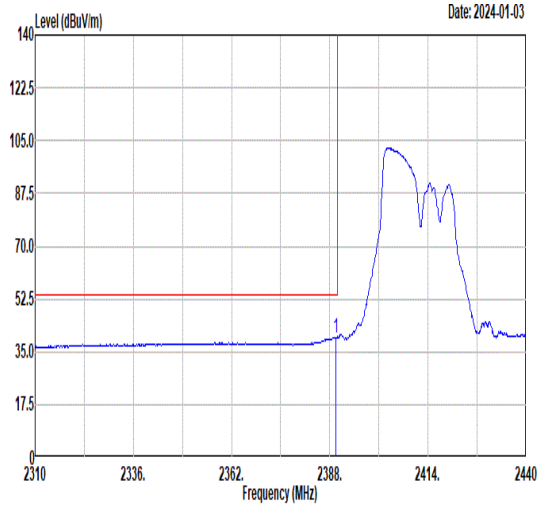 Freq Level Limit Line Margin (dB) Read Level Ant Factor Cable Loss Preamp Factor APos TPos Remark 1 2389.56 39.84 54.00 -14.16 31.90 32.26 7.76 32.08 307 142 AVERAGE	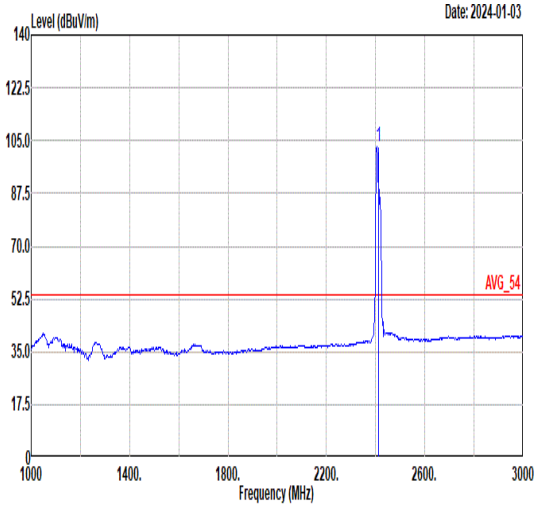 Freq Level Limit Line Margin (dB) Read Level Ant Factor Cable Loss Preamp Factor APos TPos Remark 1 2412.00 102.81 ------ ------ 94.80 32.29 7.80 32.08 307 142 AVERAGE

Mode	13	
	Band Edge	
	2400-2483.5_802.11ax HE20_CH11_Partial_2462MHz	
ANT	CDD 1+2	
Pol.	Horizontal	Fundamental
Peak	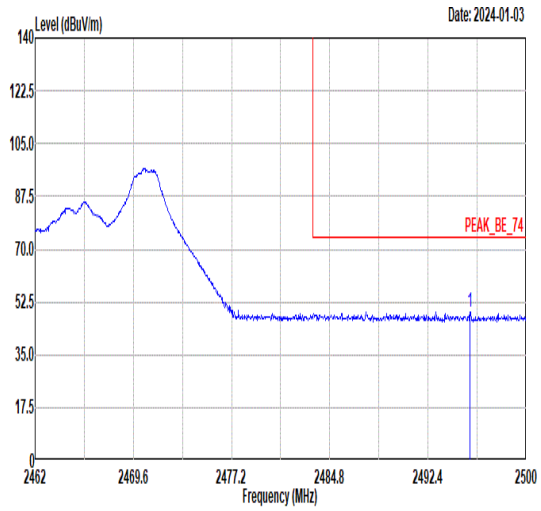 Freq Level Limit Line Margin (dB) Read Level Ant Factor Cable Loss Preamp Factor APos TPos Remark 1 2495.67 49.34 74.00 -24.66 41.06 32.49 7.89 32.10 327 148 PEAK	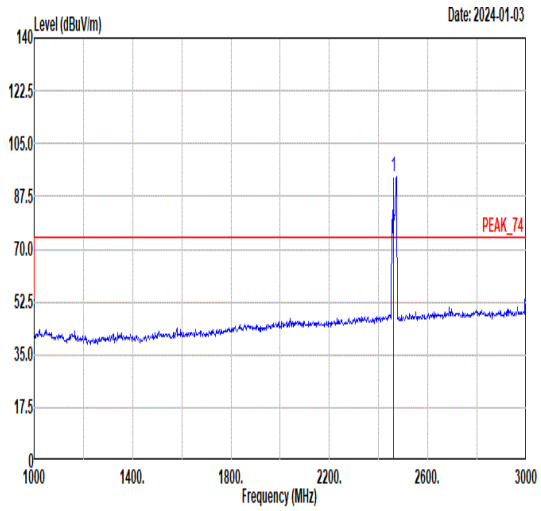 Freq Level Limit Line Margin (dB) Read Level Ant Factor Cable Loss Preamp Factor APos TPos Remark 1 2462.00 93.81 ------ ------ 85.59 32.44 7.87 32.09 327 148 PEAK
Avg	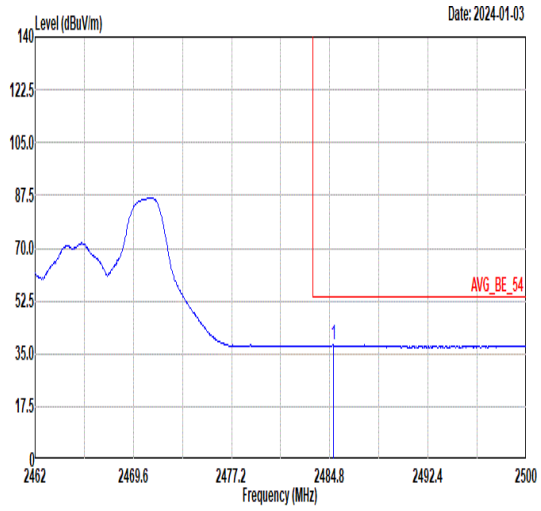 Freq Level Limit Line Margin (dB) Read Level Ant Factor Cable Loss Preamp Factor APos TPos Remark 1 2485.07 37.83 54.00 -16.17 29.58 32.47 7.88 32.10 327 148 AVERAGE	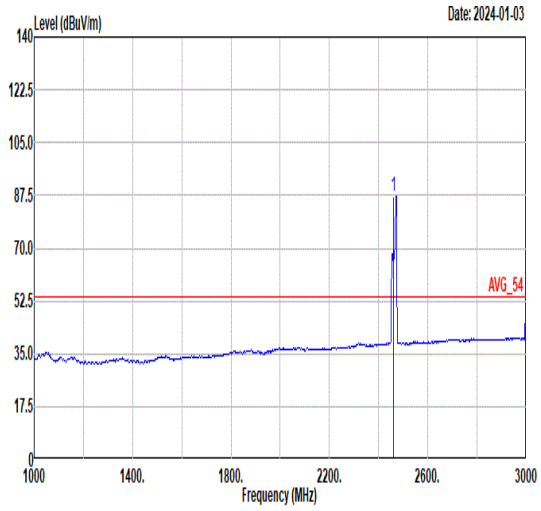 Freq Level Limit Line Margin (dB) Read Level Ant Factor Cable Loss Preamp Factor APos TPos Remark 1 2462.00 87.30 ------ ------ 79.10 32.43 7.86 32.09 327 148 AVERAGE

Mode	13	
	Band Edge	
	2400-2483.5_802.11ax HE20_CH11_Partial_2462MHz	
ANT	CDD 1+2	
Pol.	Vertical	Fundamental
Peak	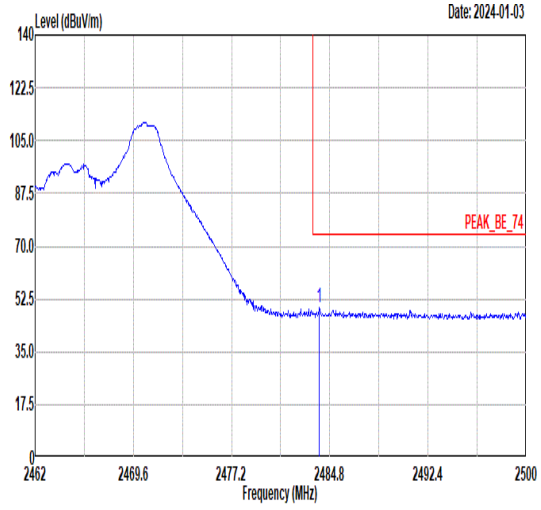 Freq Level Limit Line Margin (dB) Read Level Ant Factor Cable Loss Preamp Factor APos TPos Remark MHz dBuV/m dBuV/m dBuV dB/m dB dB cm deg 1 2484.00 49.41 74.00 -24.59 41.17 32.46 7.88 32.10 289 139 PEAK	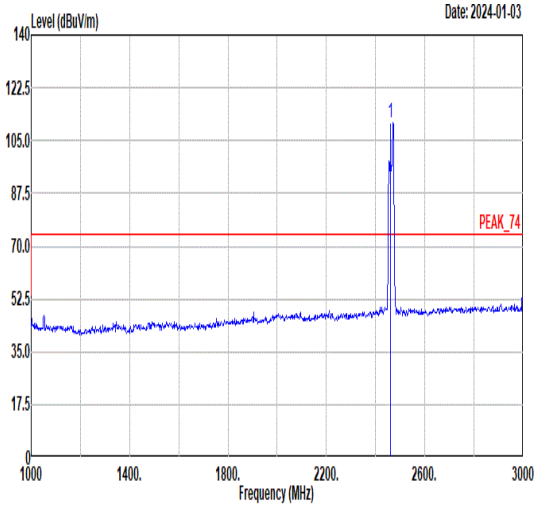 Freq Level Limit Line Margin (dB) Read Level Ant Factor Cable Loss Preamp Factor APos TPos Remark MHz dBuV/m dBuV/m dBuV dB/m dB dB cm deg 1 2462.00 110.69 ------ ------ 102.49 32.43 7.86 32.09 289 139 PEAK
Avg	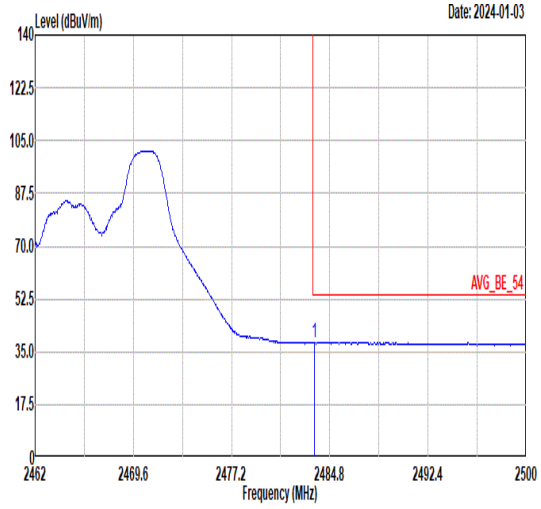 Freq Level Limit Line Margin (dB) Read Level Ant Factor Cable Loss Preamp Factor APos TPos Remark MHz dBuV/m dBuV/m dBuV dB/m dB dB cm deg 1 2483.62 38.06 54.00 -15.94 29.82 32.46 7.88 32.10 289 139 AVERAGE	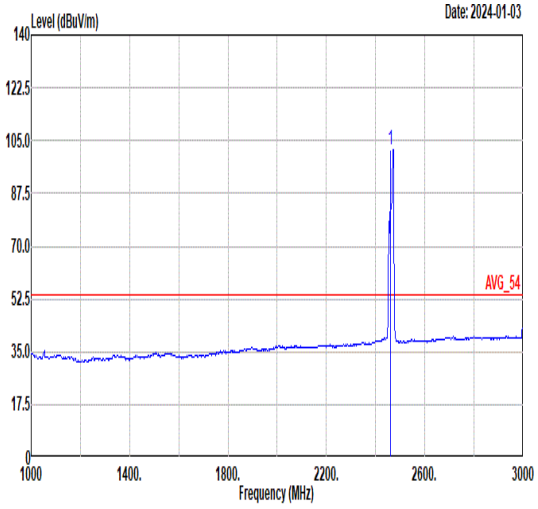 Freq Level Limit Line Margin (dB) Read Level Ant Factor Cable Loss Preamp Factor APos TPos Remark MHz dBuV/m dBuV/m dBuV dB/m dB dB cm deg 1 2462.00 102.14 ------ ------ 93.94 32.43 7.86 32.09 289 139 AVERAGE

Mode	14	
	Band Edge	
	2400-2483.5_802.11ax HE20_CH11_Partial_2462MHz	
ANT	CDD 1+2	
Pol.	Horizontal	Fundamental
Peak	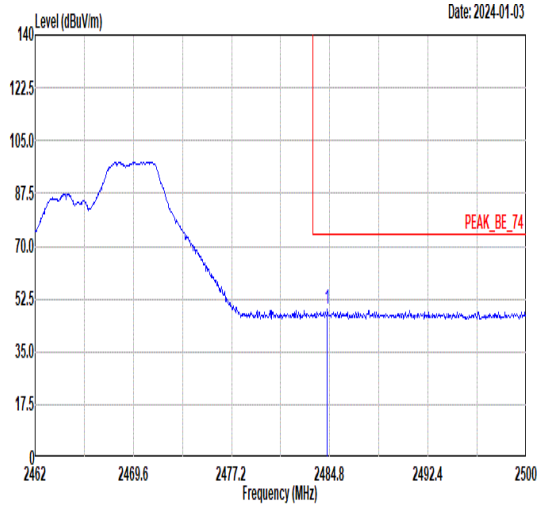 Freq Level Limit Line Margin (dB) Read Level Ant Factor Cable Loss Preamp Factor APos TPos Remark MHz dBuV/m dBuV/m dBuV dB/m dB dB cm deg 1 2484.61 49.03 74.00 -24.97 40.78 32.47 7.88 32.10 326 137 PEAK	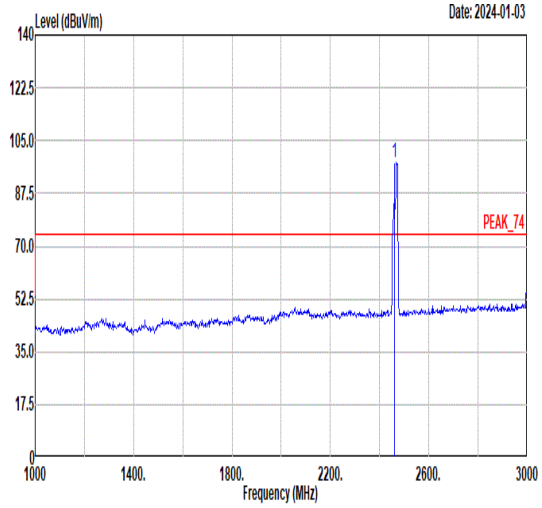 Freq Level Limit Line Margin (dB) Read Level Ant Factor Cable Loss Preamp Factor APos TPos Remark MHz dBuV/m dBuV/m dBuV dB/m dB dB cm deg 1 2462.00 97.87 ------ ------ 89.67 32.43 7.86 32.09 326 137 PEAK
Avg	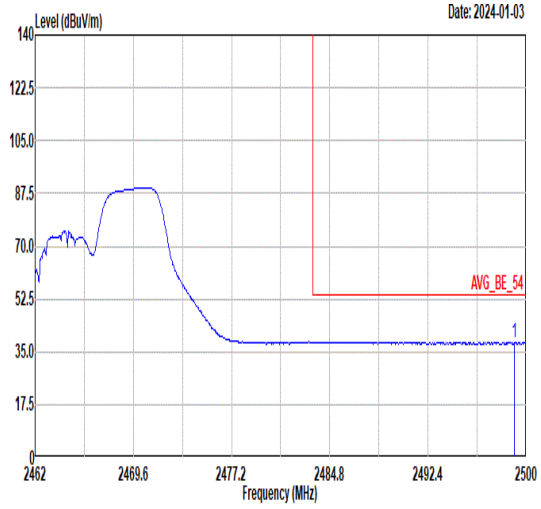 Freq Level Limit Line Margin (dB) Read Level Ant Factor Cable Loss Preamp Factor APos TPos Remark MHz dBuV/m dBuV/m dBuV dB/m dB dB cm deg 1 2499.09 38.24 54.00 -15.76 29.95 32.50 7.89 32.10 326 137 AVERAGE	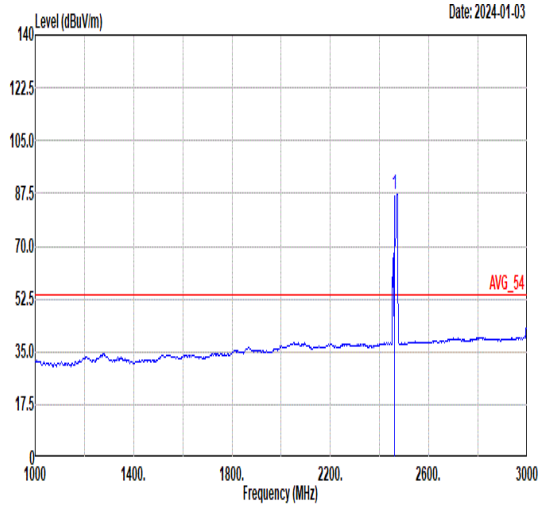 Freq Level Limit Line Margin (dB) Read Level Ant Factor Cable Loss Preamp Factor APos TPos Remark MHz dBuV/m dBuV/m dBuV dB/m dB dB cm deg 1 2462.00 87.29 ------ ------ 79.09 32.43 7.86 32.09 326 137 AVERAGE

Mode	14	
	Band Edge	
	2400-2483.5_802.11ax HE20_CH11_Partial_2462MHz	
ANT	CDD 1+2	
Pol.	Vertical	Fundamental
Peak	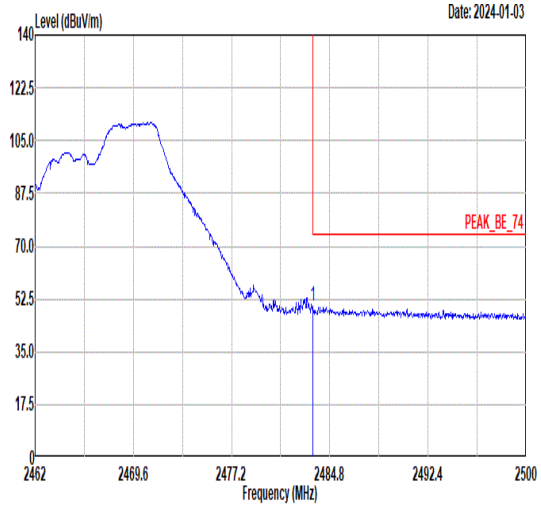 Freq Level Limit Line Margin (dB) Read Level Ant Factor Cable Loss Preamp Factor APos TPos Remark MHz dBuV/m dBuV/m dBuV dB/m dB dB cm deg 1 2483.51 49.97 74.00 -24.03 41.73 32.46 7.88 32.10 286 140 PEAK	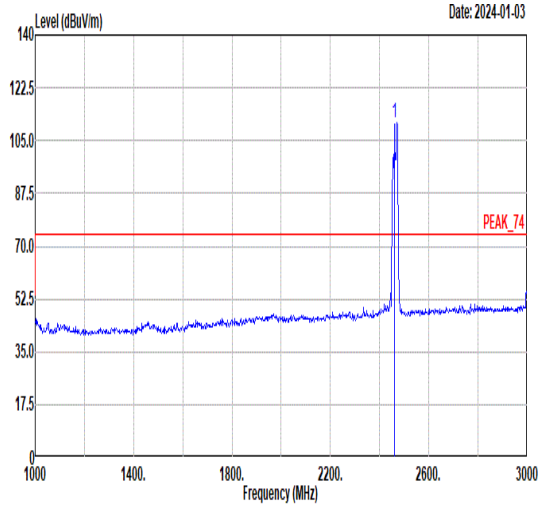 Freq Level Limit Line Margin (dB) Read Level Ant Factor Cable Loss Preamp Factor APos TPos Remark MHz dBuV/m dBuV/m dBuV dB/m dB dB cm deg 1 2462.00 111.03 ------ ------ 102.83 32.43 7.86 32.09 286 140 PEAK
Avg	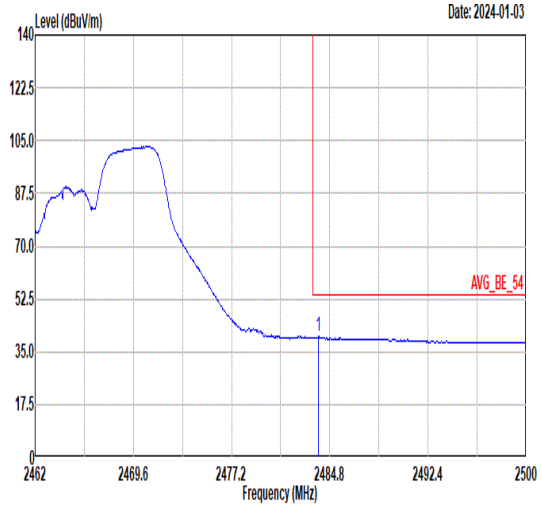 Freq Level Limit Line Margin (dB) Read Level Ant Factor Cable Loss Preamp Factor APos TPos Remark MHz dBuV/m dBuV/m dBuV dB/m dB dB cm deg 1 2483.93 40.09 54.00 -13.91 31.85 32.46 7.88 32.10 286 140 AVERAGE	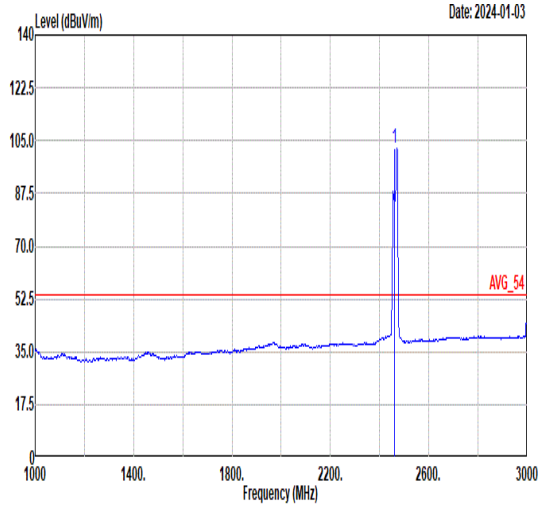 Freq Level Limit Line Margin (dB) Read Level Ant Factor Cable Loss Preamp Factor APos TPos Remark MHz dBuV/m dBuV/m dBuV dB/m dB dB cm deg 1 2462.00 102.40 ------ ------ 94.20 32.43 7.86 32.09 286 140 AVERAGE

Mode	15	
	Band Edge	
	2400-2483.5_802.11ax HE20_CH11_Partial_2462MHz	
ANT	CDD 1+2	
Pol.	Horizontal	Fundamental
Peak	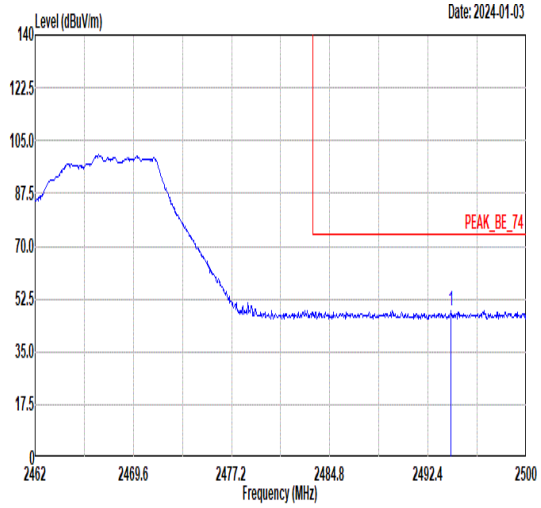 Freq Level Limit Line Margin (dB) Read Level Ant Factor Cable Loss Preamp Factor APos TPos Remark 1 2494.19 48.58 74.00 -25.42 40.30 32.49 7.89 32.10 321 188 PEAK	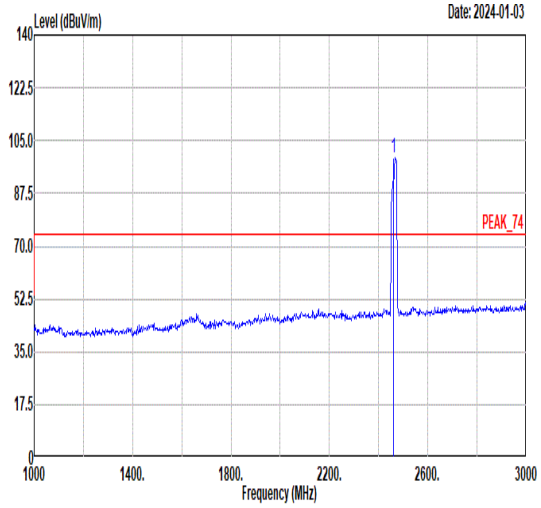 Freq Level Limit Line Margin (dB) Read Level Ant Factor Cable Loss Preamp Factor APos TPos Remark 1 2462.00 99.57 ------ ------ 91.37 32.43 7.86 32.09 321 188 PEAK
Avg	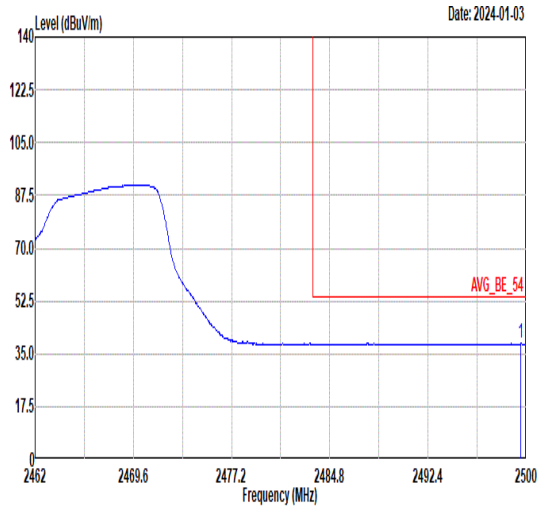 Freq Level Limit Line Margin (dB) Read Level Ant Factor Cable Loss Preamp Factor APos TPos Remark 1 2499.54 38.52 54.00 -15.48 30.23 32.50 7.89 32.10 321 188 AVERAGE	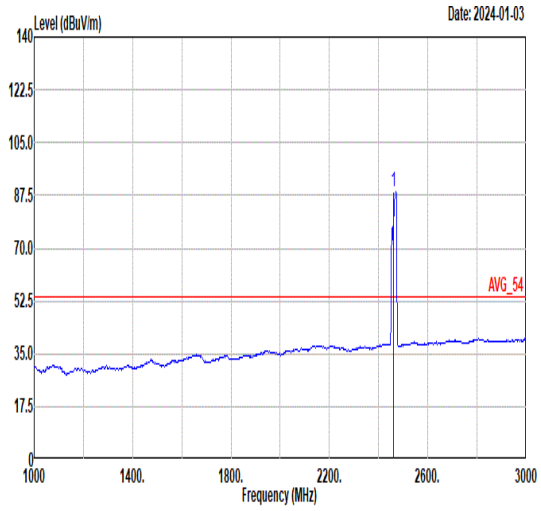 Freq Level Limit Line Margin (dB) Read Level Ant Factor Cable Loss Preamp Factor APos TPos Remark 1 2462.00 88.56 ------ ------ 80.36 32.43 7.86 32.09 321 188 AVERAGE

Mode	15	
	Band Edge	
	2400-2483.5_802.11ax HE20_CH11_Partial_2462MHz	
ANT	CDD 1+2	
Pol.	Vertical	Fundamental
Peak	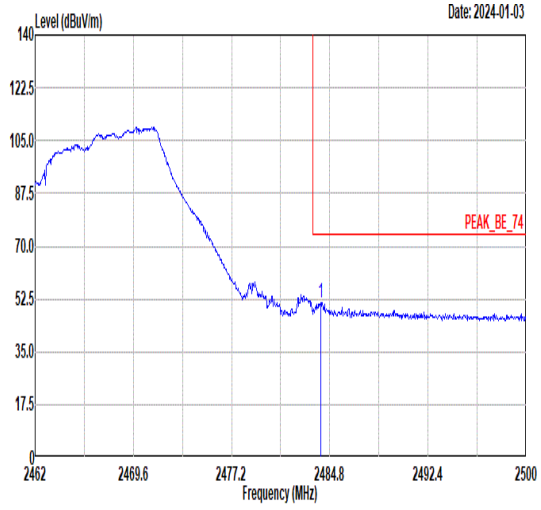 Freq Level Limit Line Margin (dB) Read Level Ant Factor Cable Loss Preamp Factor APos TPos Remark MHz dBuV/m dBuV/m dBuV dB/m dB dB cm deg 1 2484.08 51.36 74.00 -22.64 43.12 32.46 7.88 32.10 287 140 PEAK	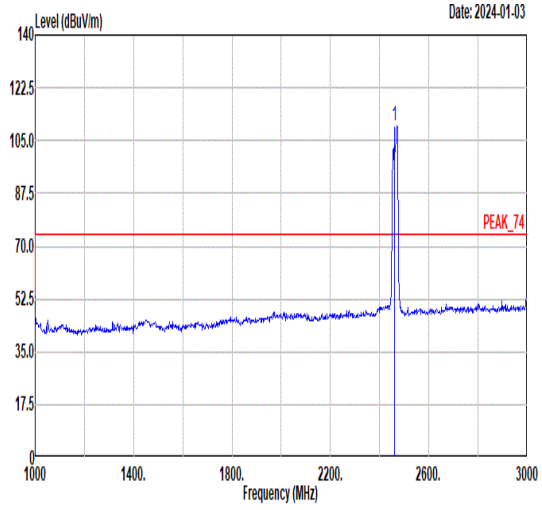 Freq Level Limit Line Margin (dB) Read Level Ant Factor Cable Loss Preamp Factor APos TPos Remark MHz dBuV/m dBuV/m dBuV dB/m dB dB cm deg 1 2462.00 109.89 ------ ------ 101.69 32.43 7.86 32.09 287 140 PEAK
Avg	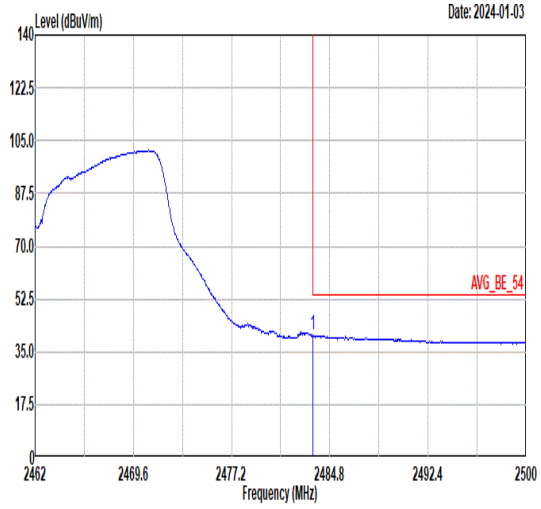 Freq Level Limit Line Margin (dB) Read Level Ant Factor Cable Loss Preamp Factor APos TPos Remark MHz dBuV/m dBuV/m dBuV dB/m dB dB cm deg 1 2483.51 40.48 54.00 -13.52 32.24 32.46 7.88 32.10 287 140 AVERAGE	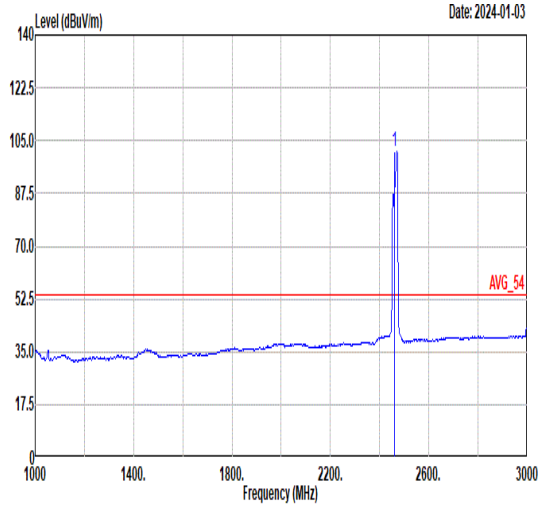 Freq Level Limit Line Margin (dB) Read Level Ant Factor Cable Loss Preamp Factor APos TPos Remark MHz dBuV/m dBuV/m dBuV dB/m dB dB cm deg 1 2462.00 101.38 ------ ------ 93.18 32.43 7.86 32.09 287 140 AVERAGE

Mode	16	
	Band Edge - L	
	2400-2483.5_802.11ax HE40_CH03_2422MHz	
ANT	CDD 1+2	
Pol.	Horizontal	Fundamental
Peak	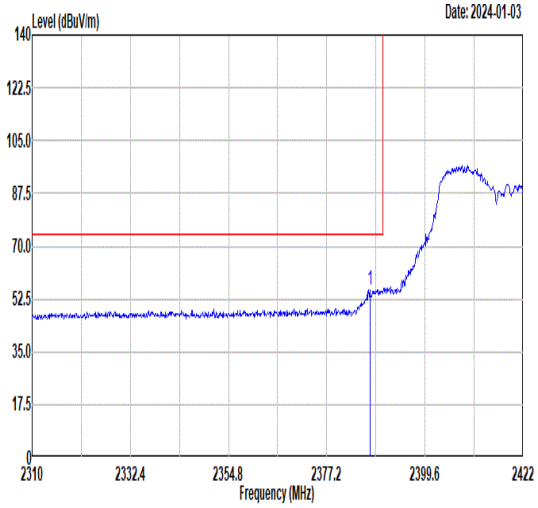 Freq Level Limit Line Margin (dB) Read Level Ant Factor Cable Loss Preamp Factor APos TPos Remark MHz dBuV/m dBuV/m dBuV dB/m dB dB cm deg 1 2387.06 55.37 74.00 -18.63 47.45 32.25 7.75 32.08 289 102 PEAK	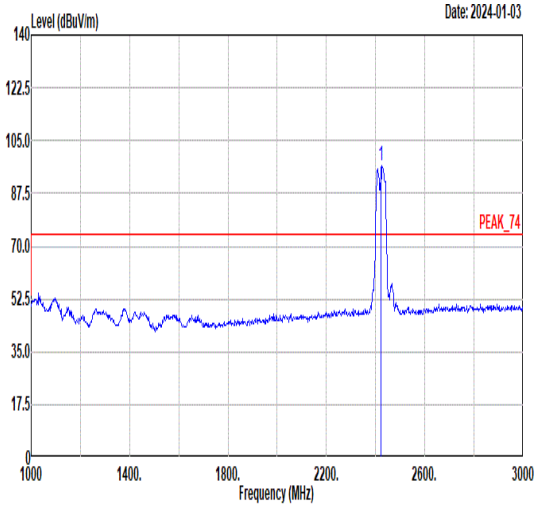 Freq Level Limit Line Margin (dB) Read Level Ant Factor Cable Loss Preamp Factor APos TPos Remark MHz dBuV/m dBuV/m dBuV dB/m dB dB cm deg 1 2422.00 96.44 ------ ------ 88.36 32.34 7.82 32.08 289 102 PEAK
Avg	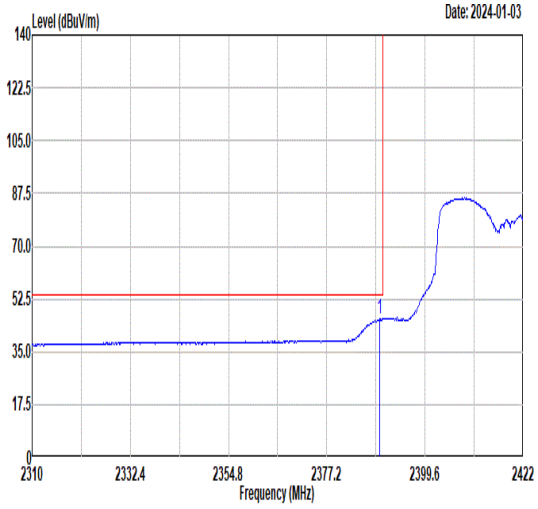 Freq Level Limit Line Margin (dB) Read Level Ant Factor Cable Loss Preamp Factor APos TPos Remark MHz dBuV/m dBuV/m dBuV dB/m dB dB cm deg 1 2389.30 45.93 54.00 -8.07 37.99 32.26 7.76 32.08 289 102 AVERAGE	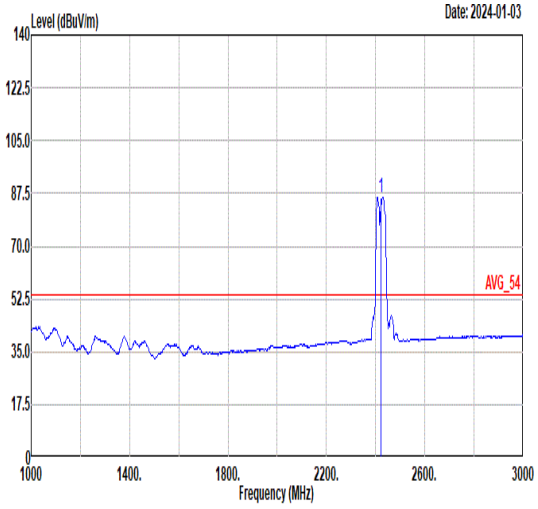 Freq Level Limit Line Margin (dB) Read Level Ant Factor Cable Loss Preamp Factor APos TPos Remark MHz dBuV/m dBuV/m dBuV dB/m dB dB cm deg 1 2422.00 86.17 ------ ------ 78.15 32.30 7.80 32.08 289 102 AVERAGE

Mode	16	
	Band Edge - R	
	2400-2483.5_802.11ax HE40_CH03_2422MHz	
ANT	CDD 1+2	
Pol.	Horizontal	Fundamental
Peak	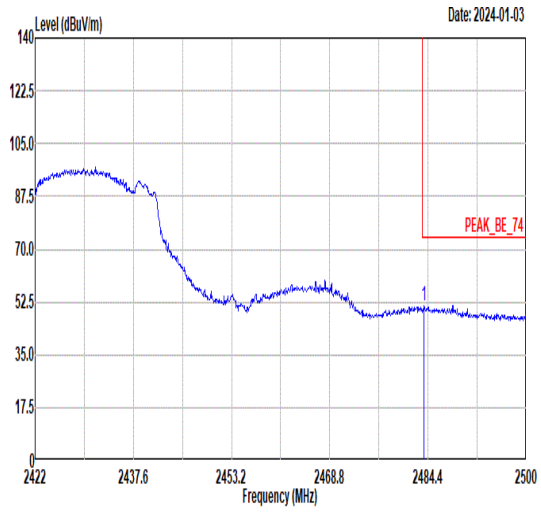 Freq Level Limit Line Margin (dB) Read Level Ant Factor Cable Loss Preamp Factor APos TPos Remark MHz dBuV/m dBuV/m dBuV dB/m dB dB cm deg 1 2483.70 51.13 74.00 -22.87 42.89 32.46 7.88 32.10 289 102 PEAK	Blank
Avg	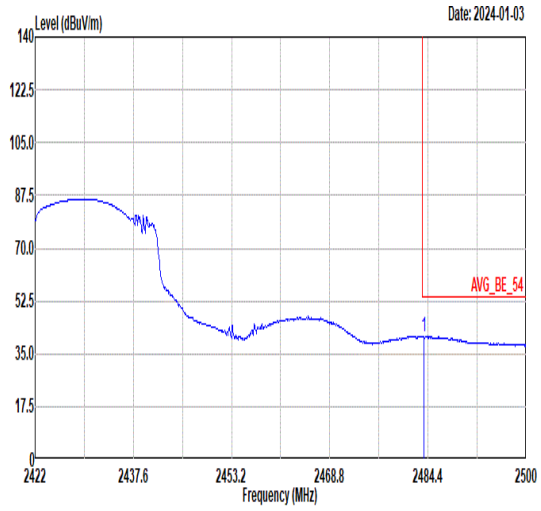 Freq Level Limit Line Margin (dB) Read Level Ant Factor Cable Loss Preamp Factor APos TPos Remark MHz dBuV/m dBuV/m dBuV dB/m dB dB cm deg 1 2483.70 40.70 54.00 -13.30 32.46 32.46 7.88 32.10 289 102 AVERAGE	Blank

Mode	16	
	Band Edge - L	
	2400-2483.5_802.11ax HE40_CH03_2422MHz	
ANT	CDD 1+2	
Pol.	Vertical	Fundamental
Peak	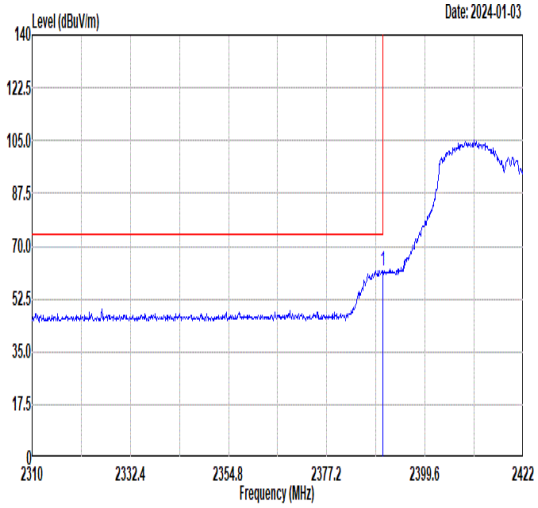 Freq Level Limit Line Margin (dB) Read Level Ant Factor Cable Loss Preamp Factor APos TPos Remark 1 2389.97 61.99 74.00 -12.01 54.05 32.26 7.76 32.08 100 125 PEAK	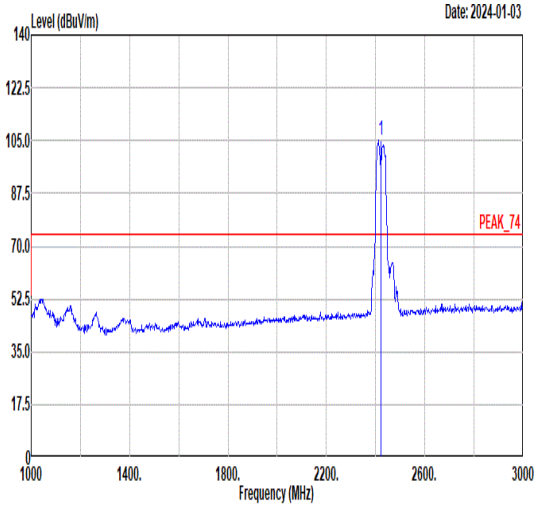 Freq Level Limit Line Margin (dB) Read Level Ant Factor Cable Loss Preamp Factor APos TPos Remark 1 2422.00 104.90 ------ ------ 96.86 32.31 7.81 32.08 100 125 PEAK
Avg	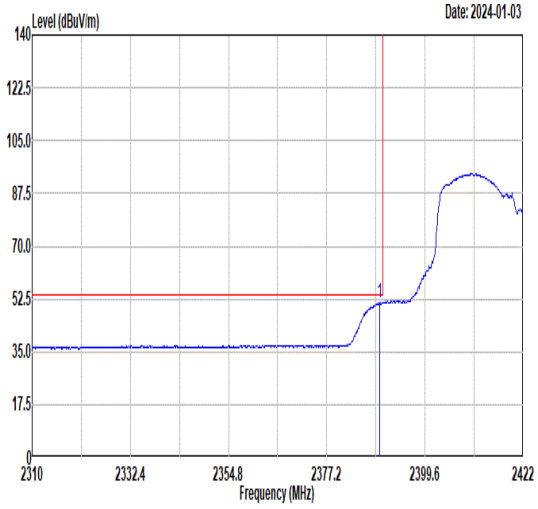 Freq Level Limit Line Margin (dB) Read Level Ant Factor Cable Loss Preamp Factor APos TPos Remark 1 2389.18 51.10 54.00 -2.90 43.16 32.26 7.76 32.08 100 125 AVERAGE	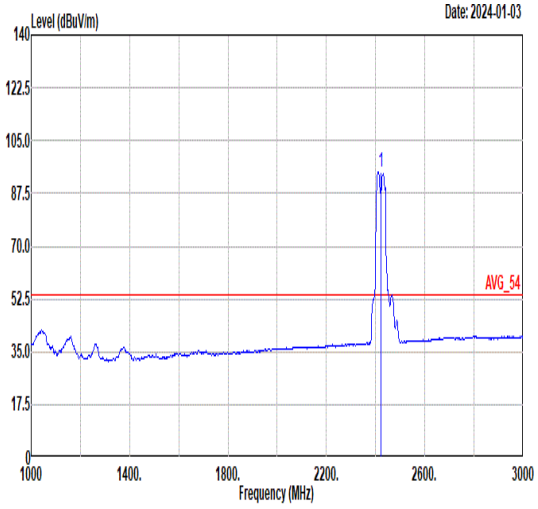 Freq Level Limit Line Margin (dB) Read Level Ant Factor Cable Loss Preamp Factor APos TPos Remark 1 2422.00 94.57 ------ ------ 86.54 32.30 7.81 32.08 100 125 AVERAGE

Mode	16	
	Band Edge - R	
	2400-2483.5_802.11ax HE40_CH03_2422MHz	
ANT	CDD 1+2	
Pol.	Vertical	Fundamental
Peak	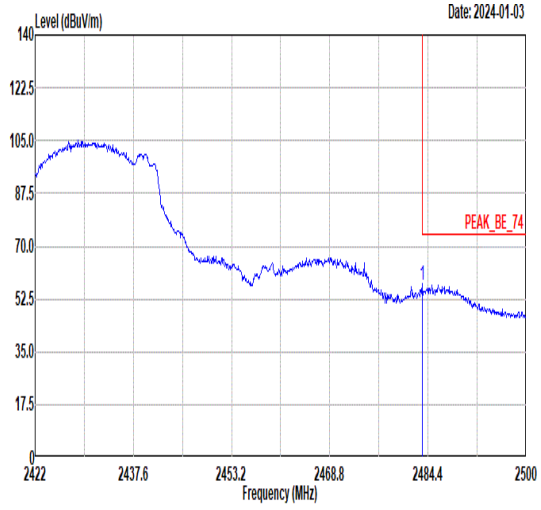 Freq Level Limit Line Margin (dB) Read Level Ant Factor Cable Loss Preamp Factor APos TPos Remark MHz dBuV/m dBuV/m dBuV dB/m dB dB cm deg 1 2483.54 57.00 74.00 -17.00 48.76 32.46 7.88 32.10 100 125 PEAK	Blank
Avg	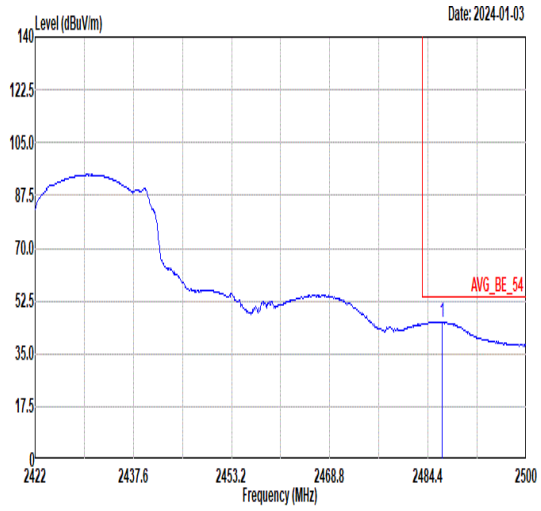 Freq Level Limit Line Margin (dB) Read Level Ant Factor Cable Loss Preamp Factor APos TPos Remark MHz dBuV/m dBuV/m dBuV dB/m dB dB cm deg 1 2486.66 45.66 54.00 -8.34 37.41 32.47 7.88 32.10 100 125 AVERAGE	Blank

Mode	16	
	Harmonic	
	2400-2483.5_802.11ax HE40_CH03_2422MHz	
ANT	CDD 1+2	
Pol.	Horizontal	Vertical
Peak Avg	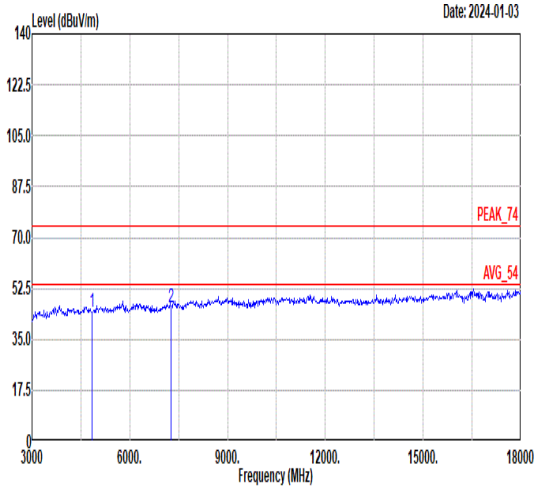 Freq Level Limit Line Margin Read Level Ant Factor Cable Loss Preamp Factor APos TPos Remark MHz dBuV/m dBuV/m dB dBuV dB/m dB dB cm deg 1 4844.00 44.64 74.00 -29.36 50.27 34.84 11.09 51.56 -- -- Peak 2 7266.00 46.00 74.00 -28.00 47.79 36.31 13.05 51.15 -- -- Peak	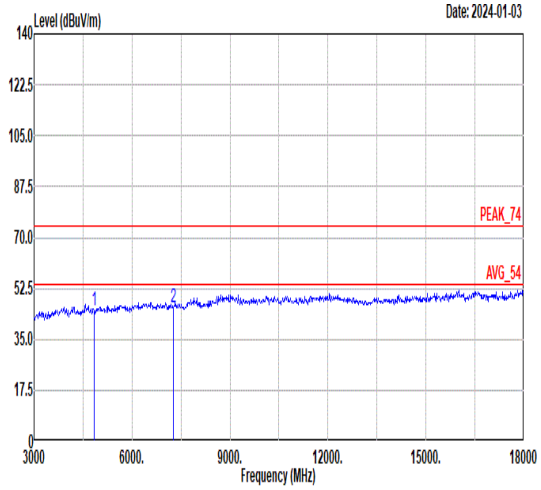 Freq Level Limit Line Margin Read Level Ant Factor Cable Loss Preamp Factor APos TPos Remark MHz dBuV/m dBuV/m dB dBuV dB/m dB dB cm deg 1 4844.00 44.99 74.00 -29.01 50.62 34.84 11.09 51.56 -- -- Peak 2 7266.00 46.07 74.00 -27.93 47.86 36.31 13.05 51.15 -- -- Peak

Mode	17	
	Harmonic	
	2400-2483.5_802.11ax HE40_CH06_2437MHz	
ANT	CDD 1+2	
Pol.	Horizontal	Vertical
Peak Avg	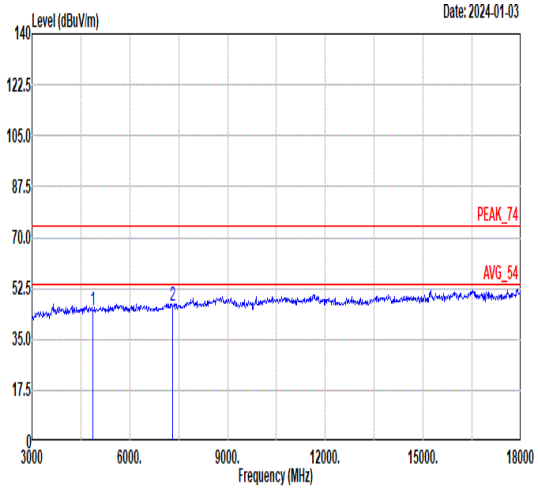 Freq Level Limit Line Margin Read Level Ant Factor Cable Loss Preamp Factor APos TPos Remark MHz dBuV/m dBuV/m dB dBuV dB/m dB dB cm deg 1 4874.00 44.90 74.00 -29.10 50.50 34.85 11.10 51.55 -- -- Peak 2 7311.00 46.63 74.00 -27.37 48.39 36.32 13.08 51.16 -- -- Peak	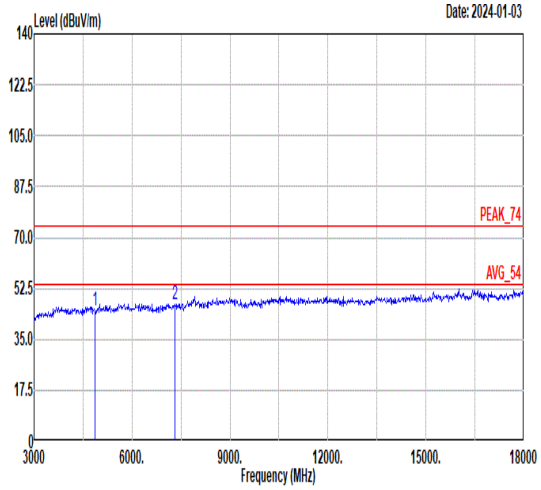 Freq Level Limit Line Margin Read Level Ant Factor Cable Loss Preamp Factor APos TPos Remark MHz dBuV/m dBuV/m dB dBuV dB/m dB dB cm deg 1 4874.00 45.15 74.00 -28.85 50.75 34.85 11.10 51.55 -- -- Peak 2 7311.00 47.18 74.00 -26.82 48.94 36.32 13.08 51.16 -- -- Peak

Mode	18	
	Band Edge - L	
	2400-2483.5_802.11ax HE40_CH09_2452MHz	
ANT	CDD 1+2	
Pol.	Horizontal	Fundamental
Peak	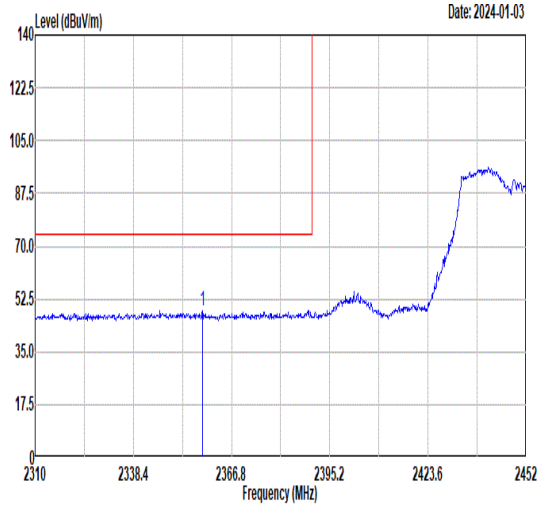 Freq Level Limit Line Margin Read Level Ant Factor Cable Loss Preamp Factor APos TPos Remark MHz dBuV/m dBuV/m dB dBuV dB/m dB dB cm deg 1 2358.42 48.65 74.00 -25.35 40.86 32.19 7.67 32.07 294 110 PEAK	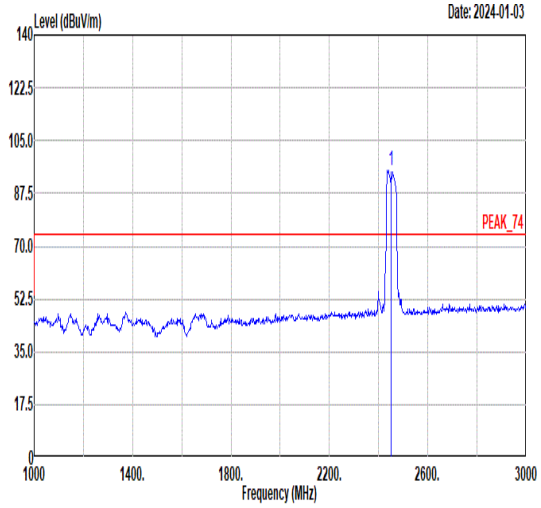 Freq Level Limit Line Margin Read Level Ant Factor Cable Loss Preamp Factor APos TPos Remark MHz dBuV/m dBuV/m dB dBuV dB/m dB dB cm deg 1 2452.00 95.21 ------ ------ 87.09 32.37 7.84 32.09 294 110 PEAK
Avg	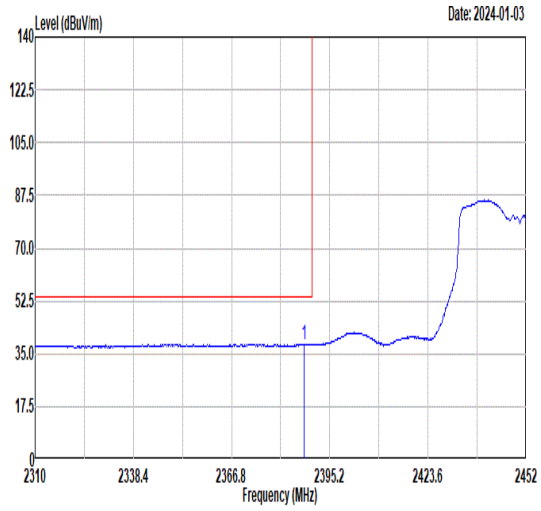 Freq Level Limit Line Margin Read Level Ant Factor Cable Loss Preamp Factor APos TPos Remark MHz dBuV/m dBuV/m dB dBuV dB/m dB dB cm deg 1 2387.82 38.08 54.00 -15.92 30.16 32.25 7.75 32.08 294 110 AVERAGE	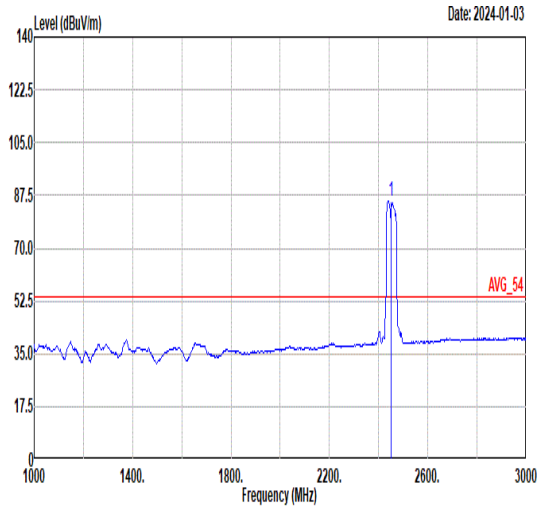 Freq Level Limit Line Margin Read Level Ant Factor Cable Loss Preamp Factor APos TPos Remark MHz dBuV/m dBuV/m dB dBuV dB/m dB dB cm deg 1 2452.00 85.73 ------ ------ 77.61 32.37 7.84 32.09 294 110 AVERAGE

Mode	18	
	Band Edge - R	
	2400-2483.5_802.11ax HE40_CH09_2452MHz	
ANT	CDD 1+2	
Pol.	Horizontal	Fundamental
Peak	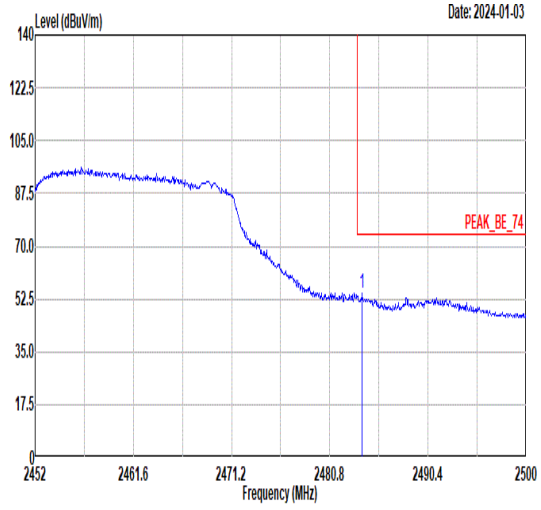 Limit Read Ant Cable Preamp APos TPos Freq Level Line Margin Level Factor Loss Factor Remark MHz dBuV/m dBuV/m dB dBuV dB/m dB dB cm deg 1 2483.97 54.35 74.00 -19.65 46.11 32.46 7.88 32.10 294 110 PEAK	Blank
Avg	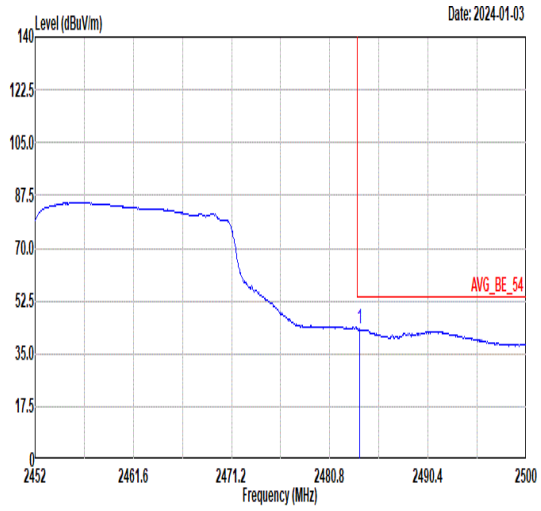 Limit Read Ant Cable Preamp APos TPos Freq Level Line Margin Level Factor Loss Factor Remark MHz dBuV/m dBuV/m dB dBuV dB/m dB dB cm deg 1 2483.73 43.09 54.00 -10.91 34.85 32.46 7.88 32.10 294 110 AVERAGE	Blank

Mode	18	
	Band Edge - L	
	2400-2483.5_802.11ax HE40_CH09_2452MHz	
ANT	CDD 1+2	
Pol.	Vertical	Fundamental
Peak	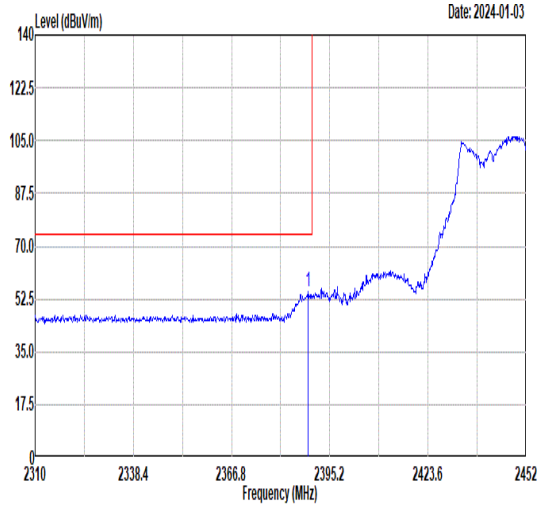 Freq Level Limit Line Margin Read Level Ant Factor Cable Loss Preamp Factor APos TPos Remark MHz dBuV/m dBuV/m dB dBuV dB/m dB dB cm deg 1 2388.95 55.02 74.00 -18.98 47.08 32.26 7.76 32.08 100 360 PEAK	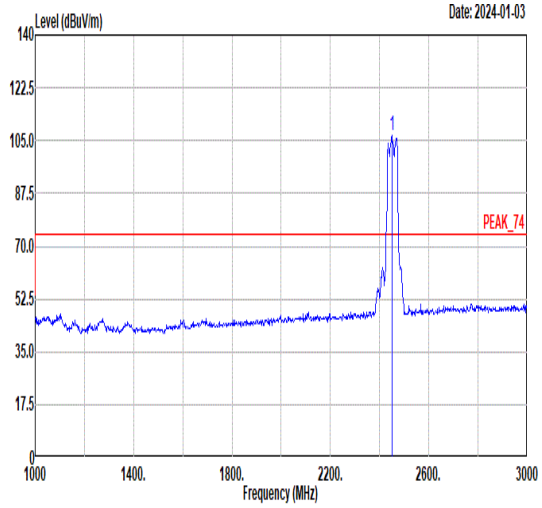 Freq Level Limit Line Margin Read Level Ant Factor Cable Loss Preamp Factor APos TPos Remark MHz dBuV/m dBuV/m dB dBuV dB/m dB dB cm deg 1 2452.00 106.81 ------ ------ 98.67 32.39 7.84 32.09 100 360 PEAK
Avg	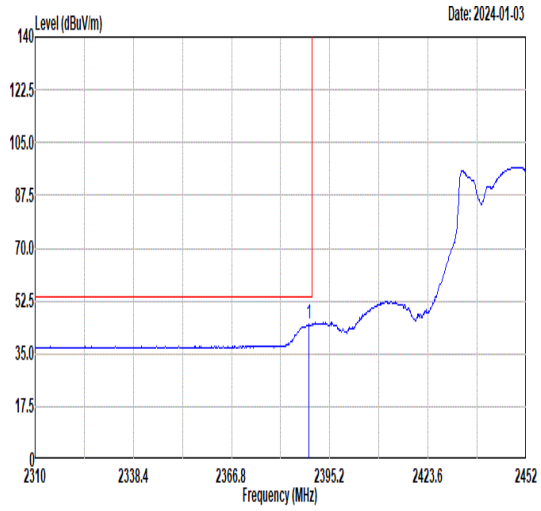 Freq Level Limit Line Margin Read Level Ant Factor Cable Loss Preamp Factor APos TPos Remark MHz dBuV/m dBuV/m dB dBuV dB/m dB dB cm deg 1 2389.24 44.69 54.00 -9.31 36.75 32.26 7.76 32.08 100 360 AVERAGE	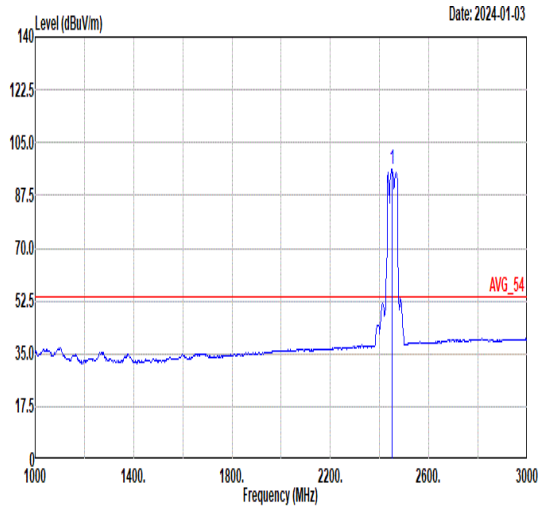 Freq Level Limit Line Margin Read Level Ant Factor Cable Loss Preamp Factor APos TPos Remark MHz dBuV/m dBuV/m dB dBuV dB/m dB dB cm deg 1 2452.00 96.33 ------ ------ 88.19 32.39 7.84 32.09 100 360 AVERAGE

Mode	18	
	Band Edge - R	
	2400-2483.5_802.11ax HE40_CH09_2452MHz	
ANT	CDD 1+2	
Pol.	Vertical	Fundamental
Peak	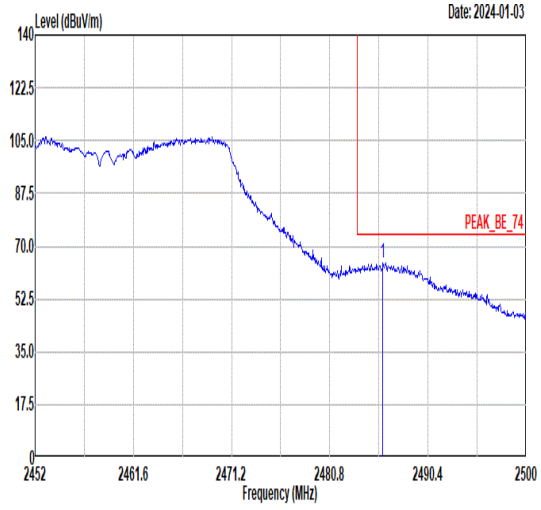 Freq Level Limit Line Margin Read Level Ant Factor Cable Loss Preamp Factor APos TPos Remark MHz dBuV/m dBuV/m dB dBuV dB/m dB dB cm deg 1 2485.98 64.62 74.00 -9.38 56.37 32.47 7.88 32.10 100 360 PEAK	Blank
Avg	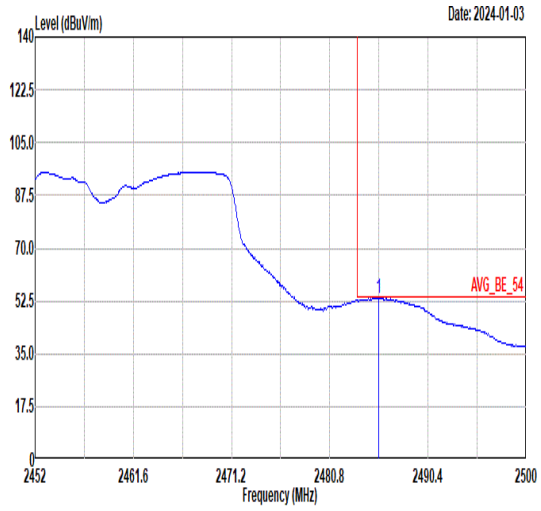 Freq Level Limit Line Margin Read Level Ant Factor Cable Loss Preamp Factor APos TPos Remark MHz dBuV/m dBuV/m dB dBuV dB/m dB dB cm deg 1 2485.60 53.41 54.00 -0.59 45.16 32.47 7.88 32.10 100 360 AVERAGE	Blank

Mode	18	
	Harmonic	
	2400-2483.5_802.11ax HE40_CH09_2452MHz	
ANT	CDD 1+2	
Pol.	Horizontal	Vertical
Peak Avg	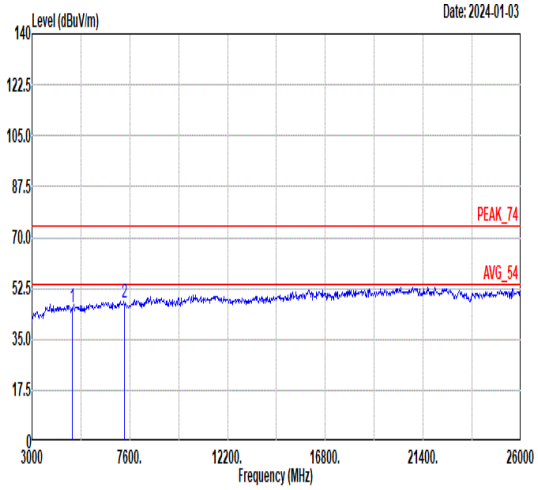 Freq Level Limit Line Margin Read Level Ant Factor Cable Loss Preamp Factor APos TPos Remark MHz dBuV/m dBuV/m dB dBuV dB/m dB dB cm deg 1 4904.00 45.89 74.00 -28.11 51.46 34.86 11.11 51.54 -- -- Peak 2 7356.00 47.65 74.00 -26.35 49.37 36.34 13.11 51.17 -- -- Peak	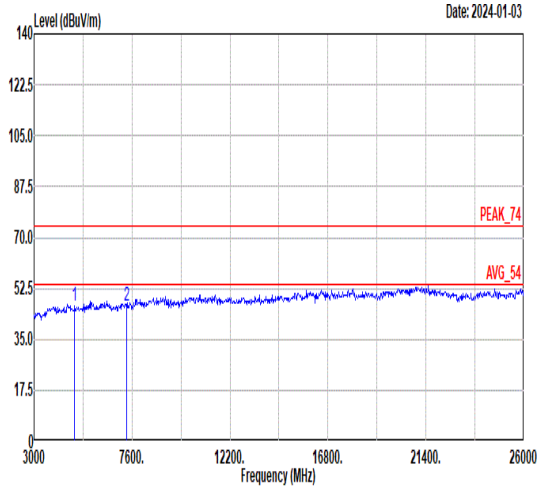 Freq Level Limit Line Margin Read Level Ant Factor Cable Loss Preamp Factor APos TPos Remark MHz dBuV/m dBuV/m dB dBuV dB/m dB dB cm deg 1 4904.00 46.29 74.00 -27.71 51.86 34.86 11.11 51.54 -- -- Peak 2 7356.00 46.29 74.00 -27.71 48.01 36.34 13.11 51.17 -- -- Peak

Note: Only the worst case has assessed 18G ~26GHz to test.

Mode	19	
	Band Edge	
	2400-2483.5_802.11be EHT20_CH01_Full_2412MHz	
ANT	CDD 1+2	
Pol.	Horizontal	Fundamental
Peak	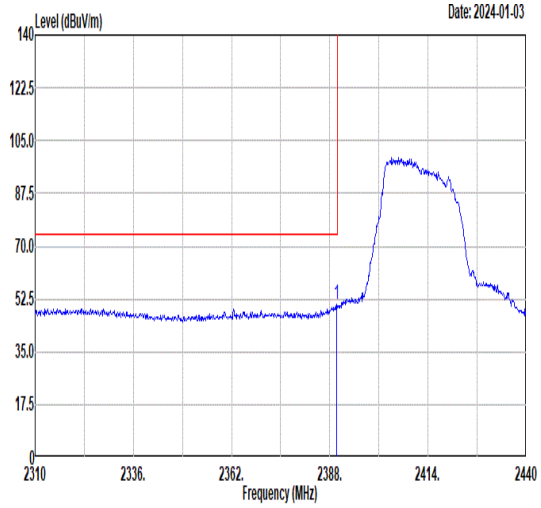 Freq Level Limit Line Margin (dB) Read Level Ant Factor Cable Loss Preamp Factor APos TPos Remark MHz dBuV/m dBuV/m dBuV dB/m dB dB cm deg 1 2389.82 50.94 74.00 -23.06 43.00 32.26 7.76 32.08 336 162 PEAK	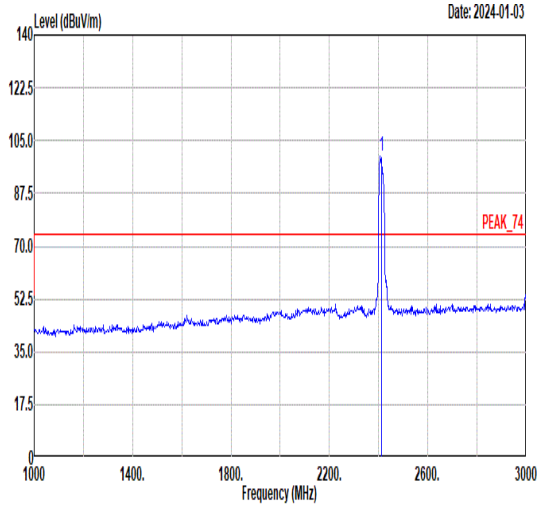 Freq Level Limit Line Margin (dB) Read Level Ant Factor Cable Loss Preamp Factor APos TPos Remark MHz dBuV/m dBuV/m dBuV dB/m dB dB cm deg 1 2412.00 99.83 ------ ------ 91.82 32.29 7.80 32.08 336 162 PEAK
Avg	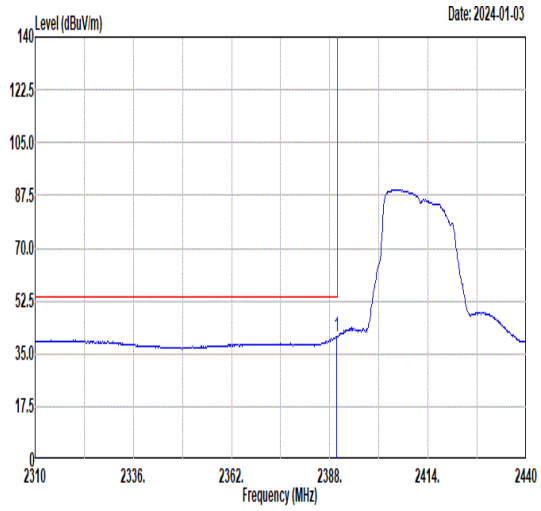 Freq Level Limit Line Margin (dB) Read Level Ant Factor Cable Loss Preamp Factor APos TPos Remark MHz dBuV/m dBuV/m dBuV dB/m dB dB cm deg 1 2389.82 40.74 54.00 -13.26 32.80 32.26 7.76 32.08 336 162 AVERAGE	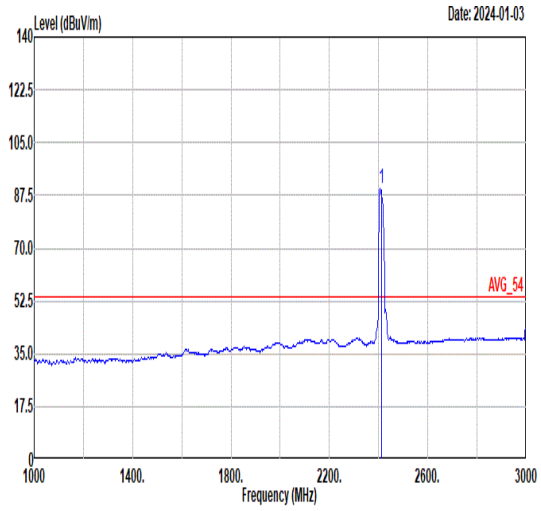 Freq Level Limit Line Margin (dB) Read Level Ant Factor Cable Loss Preamp Factor APos TPos Remark MHz dBuV/m dBuV/m dBuV dB/m dB dB cm deg 1 2412.00 89.69 ------ ------ 81.68 32.29 7.80 32.08 336 162 AVERAGE

Mode	19	
	Band Edge	
	2400-2483.5_802.11be EHT20_CH01_Full_2412MHz	
ANT	CDD 1+2	
Pol.	Vertical	Fundamental
Peak	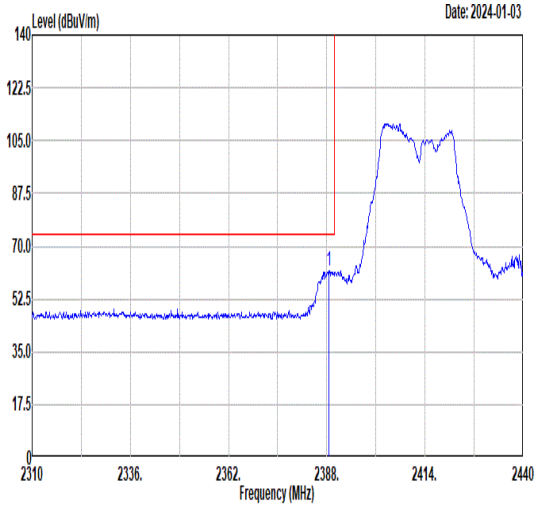 Freq Level Limit Line Margin (dB) Read Level Ant Factor Cable Loss Preamp Factor APos TPos Remark 1 2388.52 61.68 74.00 -12.32 53.75 32.25 7.76 32.08 303 154 PEAK	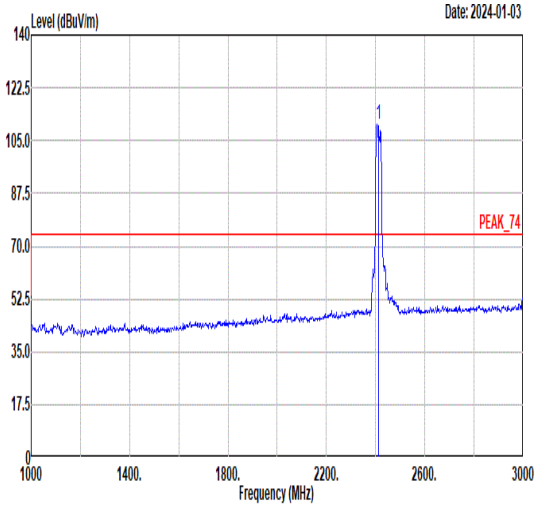 Freq Level Limit Line Margin (dB) Read Level Ant Factor Cable Loss Preamp Factor APos TPos Remark 1 2412.00 110.62 ------ ------ 102.61 32.29 7.80 32.08 303 154 PEAK
Avg	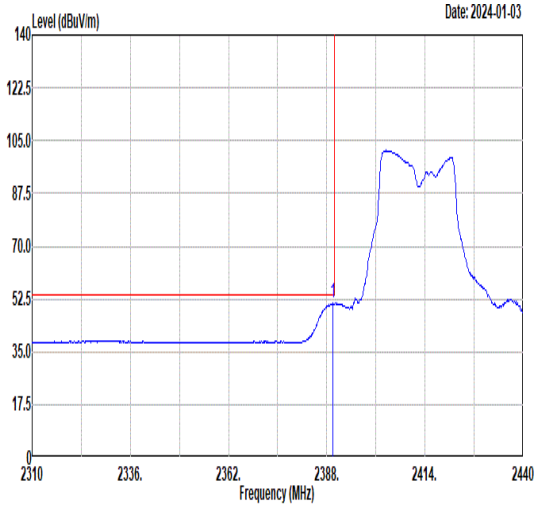 Freq Level Limit Line Margin (dB) Read Level Ant Factor Cable Loss Preamp Factor APos TPos Remark 1 2389.56 50.99 54.00 -3.01 43.05 32.26 7.76 32.08 303 154 AVERAGE	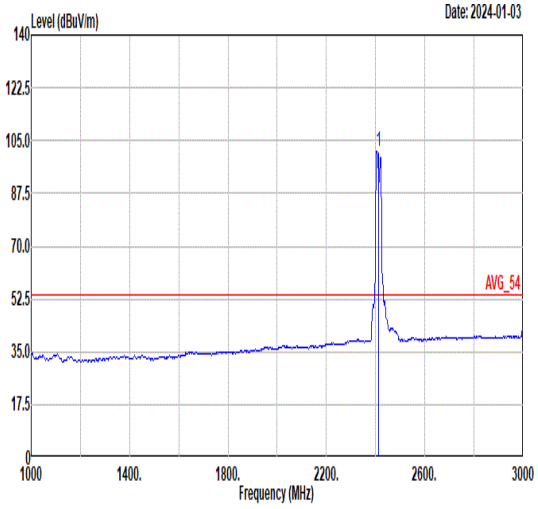 Freq Level Limit Line Margin (dB) Read Level Ant Factor Cable Loss Preamp Factor APos TPos Remark 1 2412.00 101.49 ------ ------ 93.48 32.29 7.80 32.08 303 154 AVERAGE

Mode	19	
	Harmonic	
	2400-2483.5_802.11be EHT20_CH01_Full_2412MHz	
ANT	CDD 1+2	
Pol.	Horizontal	Vertical
Peak Avg	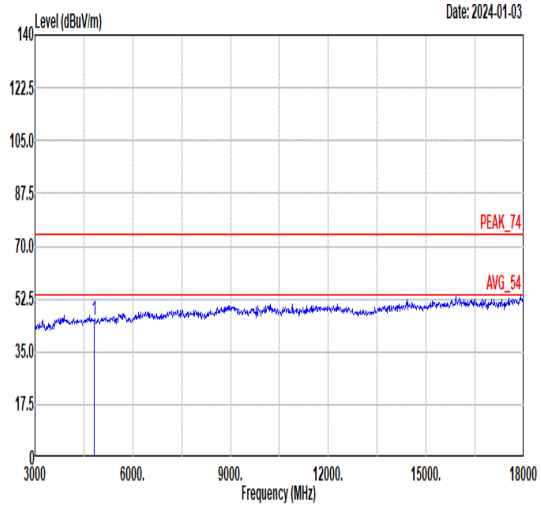 Freq Level Limit Line Margin Read Level Ant Factor Cable Loss Preamp Factor APos TPos Remark MHz dBuV/m dBuV/m dB dBuV dB/m dB dB cm deg 1 4824.00 45.19 74.00 -28.81 50.85 34.83 11.08 51.57 -- -- Peak	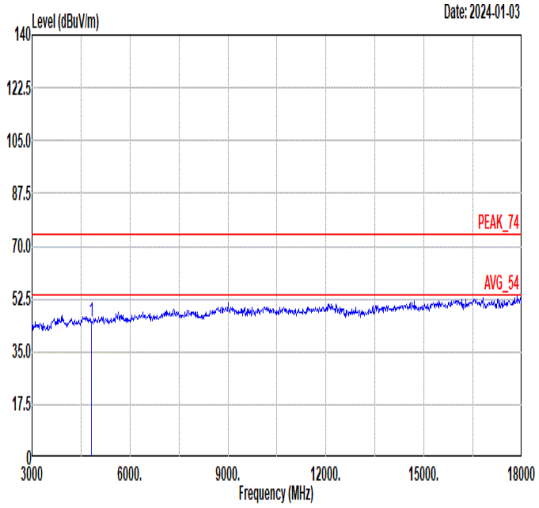 Freq Level Limit Line Margin Read Level Ant Factor Cable Loss Preamp Factor APos TPos Remark MHz dBuV/m dBuV/m dB dBuV dB/m dB dB cm deg 1 4824.00 45.05 74.00 -28.95 50.71 34.83 11.08 51.57 -- -- Peak

Mode	20	
	Harmonic	
	2400-2483.5_802.11be EHT20_CH06_Full_2437MHz	
ANT	CDD 1+2	
Pol.	Horizontal	Vertical
Peak Avg	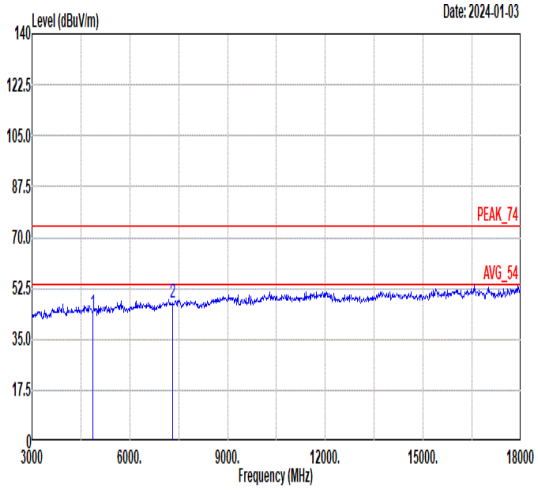 Freq Level Limit Line Margin Read Level Ant Factor Cable Loss Preamp Factor APos TPos Remark MHz dBuV/m dBuV/m dB dBuV dB/m dB dB cm deg 1 4874.00 43.91 74.00 -30.09 49.51 34.85 11.10 51.55 -- -- Peak 2 7311.00 47.36 74.00 -26.64 49.12 36.32 13.08 51.16 -- -- Peak	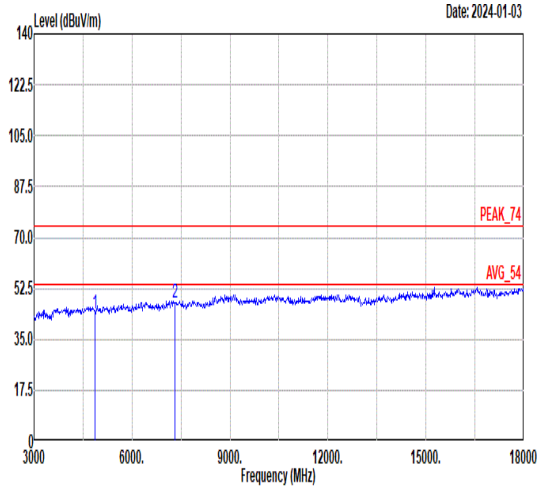 Freq Level Limit Line Margin Read Level Ant Factor Cable Loss Preamp Factor APos TPos Remark MHz dBuV/m dBuV/m dB dBuV dB/m dB dB cm deg 1 4874.00 44.01 74.00 -29.99 49.61 34.85 11.10 51.55 -- -- Peak 2 7311.00 47.65 74.00 -26.35 49.41 36.32 13.08 51.16 -- -- Peak

Mode	21	
	Band Edge	
	2400-2483.5_802.11be EHT20_CH11_Full_2462MHz	
ANT	CDD 1+2	
Pol.	Horizontal	Fundamental
Peak	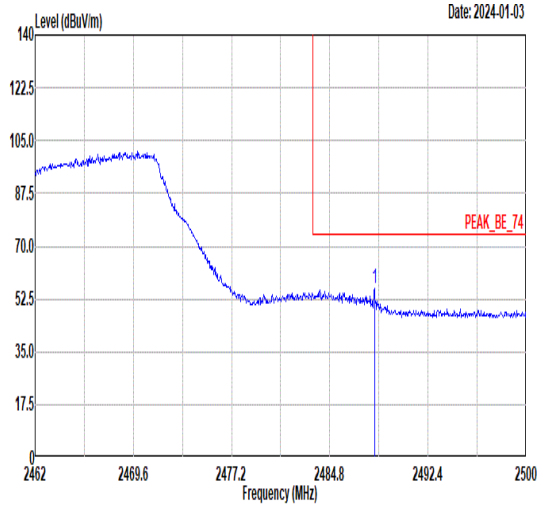 Freq Level Limit Line Margin Read Level Ant Factor Cable Loss Preamp Factor APos TPos Remark MHz dBuV/m dBuV/m dB dBuV dB/m dB dB cm deg 1 2488.26 55.98 74.00 -18.02 47.73 32.47 7.88 32.10 321 186 PEAK	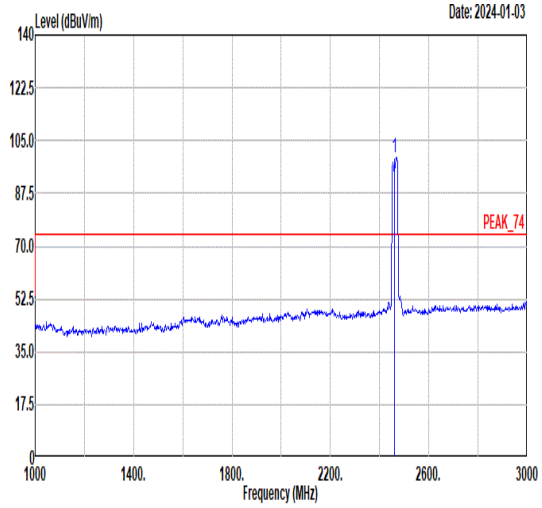 Freq Level Limit Line Margin Read Level Ant Factor Cable Loss Preamp Factor APos TPos Remark MHz dBuV/m dBuV/m dB dBuV dB/m dB dB cm deg 1 2462.00 99.52 ------ ------ 91.32 32.43 7.86 32.09 321 186 PEAK
Avg	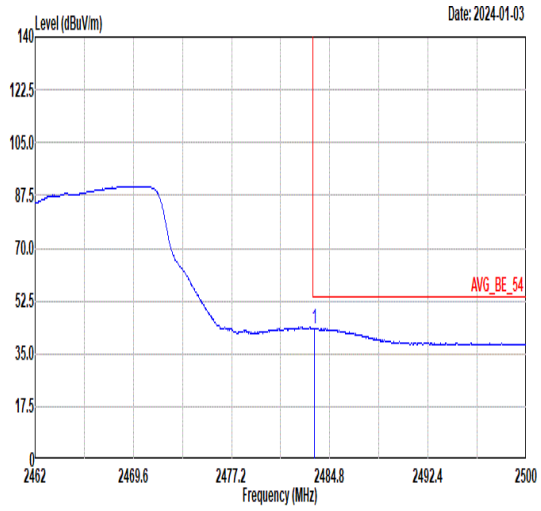 Freq Level Limit Line Margin Read Level Ant Factor Cable Loss Preamp Factor APos TPos Remark MHz dBuV/m dBuV/m dB dBuV dB/m dB dB cm deg 1 2483.58 43.49 54.00 -10.51 35.25 32.46 7.88 32.10 321 186 AVERAGE	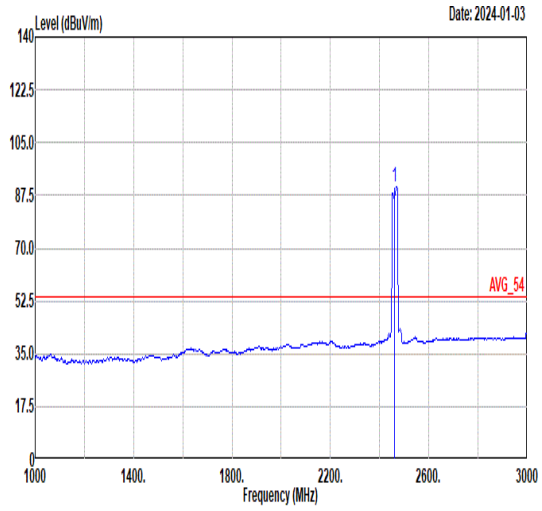 Freq Level Limit Line Margin Read Level Ant Factor Cable Loss Preamp Factor APos TPos Remark MHz dBuV/m dBuV/m dB dBuV dB/m dB dB cm deg 1 2462.00 90.55 ------ ------ 82.35 32.43 7.86 32.09 321 186 AVERAGE

Mode	21	
	Band Edge	
	2400-2483.5_802.11be EHT20_CH11_Full_2462MHz	
ANT	CDD 1+2	
Pol.	Vertical	Fundamental
Peak	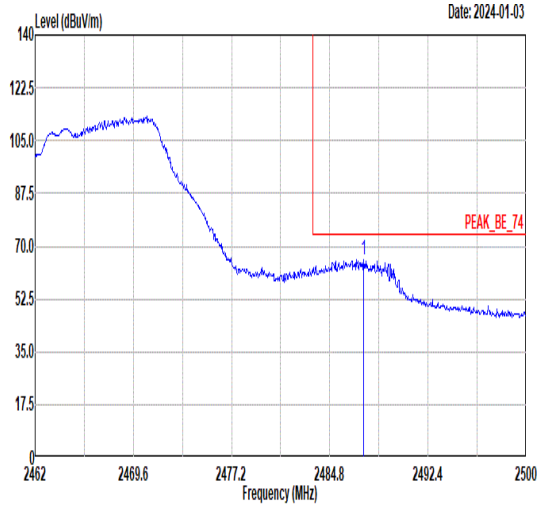 Freq Level Limit Line Margin Read Level Ant Factor Cable Loss Preamp Factor APos TPos Remark MHz dBuV/m dBuV/m dB dBuV dB/m dB dB cm deg 1 2487.42 65.44 74.00 -8.56 57.19 32.47 7.88 32.10 322 139 PEAK	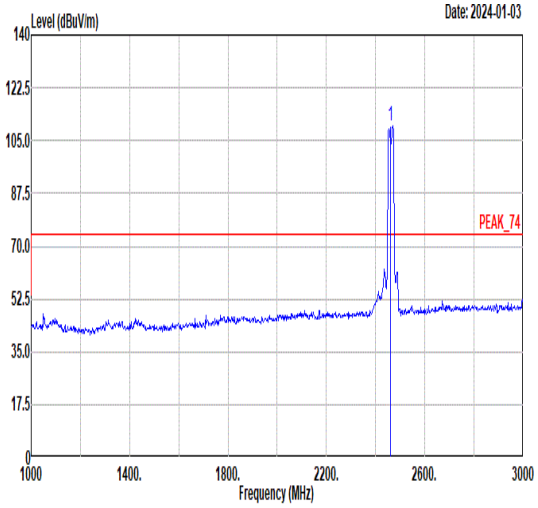 Freq Level Limit Line Margin Read Level Ant Factor Cable Loss Preamp Factor APos TPos Remark MHz dBuV/m dBuV/m dB dBuV dB/m dB dB cm deg 1 2462.00 110.10 ------ ------ 101.90 32.43 7.86 32.09 322 139 PEAK
Avg	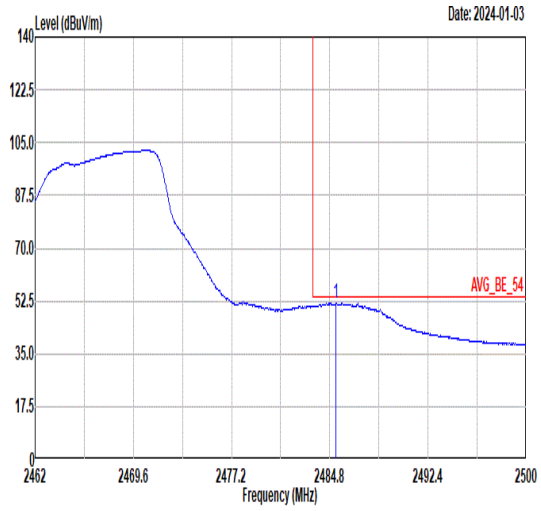 Freq Level Limit Line Margin Read Level Ant Factor Cable Loss Preamp Factor APos TPos Remark MHz dBuV/m dBuV/m dB dBuV dB/m dB dB cm deg 1 2485.29 51.64 54.00 -2.36 43.39 32.47 7.88 32.10 322 139 AVERAGE	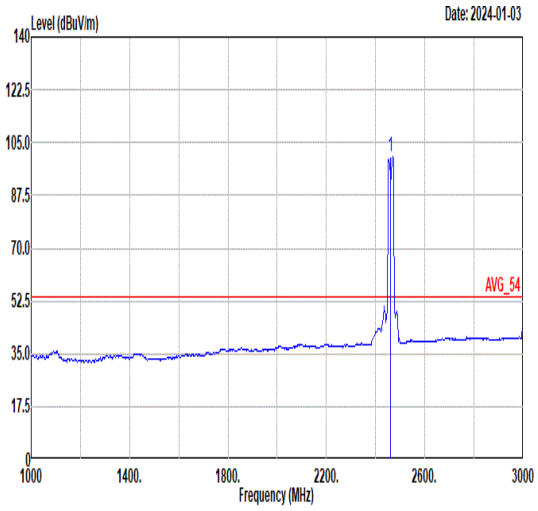 Freq Level Limit Line Margin Read Level Ant Factor Cable Loss Preamp Factor APos TPos Remark MHz dBuV/m dBuV/m dB dBuV dB/m dB dB cm deg 1 2462.00 100.38 ------ ------ 92.18 32.43 7.86 32.09 322 139 AVERAGE

Mode	21	
	Harmonic	
	2400-2483.5_802.11be EHT20_CH11_Full_2462MHz	
ANT	CDD 1+2	
Pol.	Horizontal	Vertical
Peak Avg	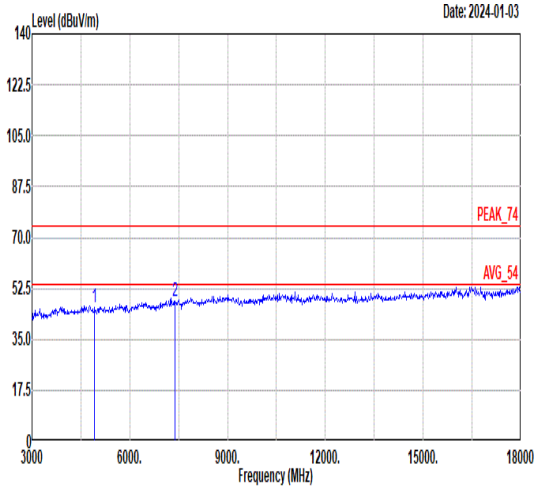 Freq Level Limit Line Margin Read Level Ant Factor Cable Loss Preamp Factor APos TPos Remark MHz dBuV/m dBuV/m dB dBuV dB/m dB dB cm deg 1 4924.00 45.89 74.00 -28.11 51.43 34.87 11.12 51.53 -- -- Peak 2 7386.00 47.91 74.00 -26.09 49.61 36.35 13.13 51.18 -- -- Peak	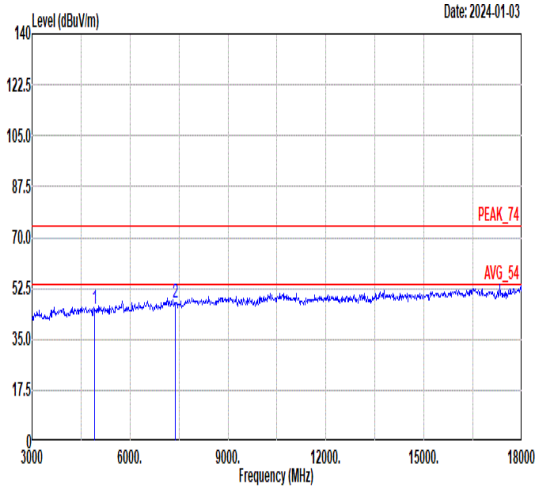 Freq Level Limit Line Margin Read Level Ant Factor Cable Loss Preamp Factor APos TPos Remark MHz dBuV/m dBuV/m dB dBuV dB/m dB dB cm deg 1 4924.00 45.34 74.00 -28.66 50.88 34.87 11.12 51.53 -- -- Peak 2 7386.00 47.76 74.00 -26.24 49.46 36.35 13.13 51.18 -- -- Peak

Mode	22	
	Band Edge - L	
	2400-2483.5_802.11be EHT40_CH03_2422MHz	
ANT	CDD 1+2	
Pol.	Horizontal	Fundamental
Peak	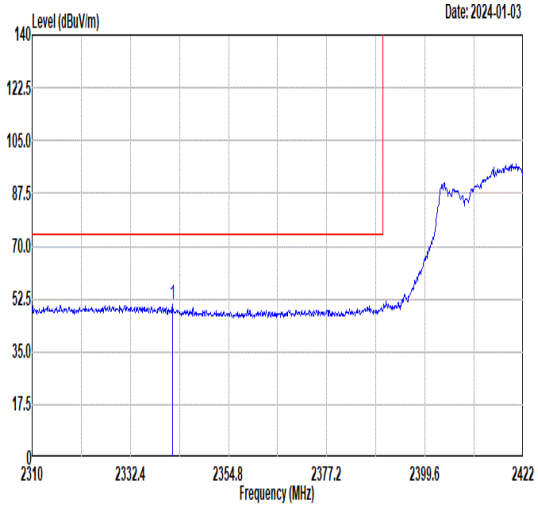 Freq Level Limit Line Margin (dB) Read Level Ant Factor Cable Loss Preamp Factor APos TPos Remark MHz dBuV/m dBuV/m dBuV dB/m dB dB cm deg 1 2342.03 50.60 74.00 -23.40 42.89 32.15 7.63 32.07 341 160 PEAK	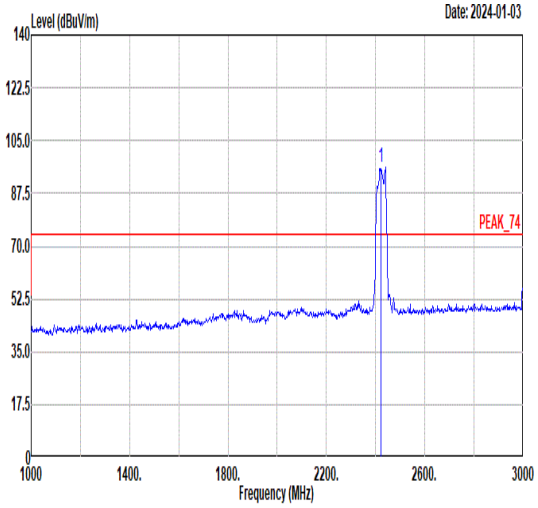 Freq Level Limit Line Margin (dB) Read Level Ant Factor Cable Loss Preamp Factor APos TPos Remark MHz dBuV/m dBuV/m dBuV dB/m dB dB cm deg 1 2422.00 96.22 ------ ------ 88.10 32.37 7.84 32.09 341 160 PEAK
Avg	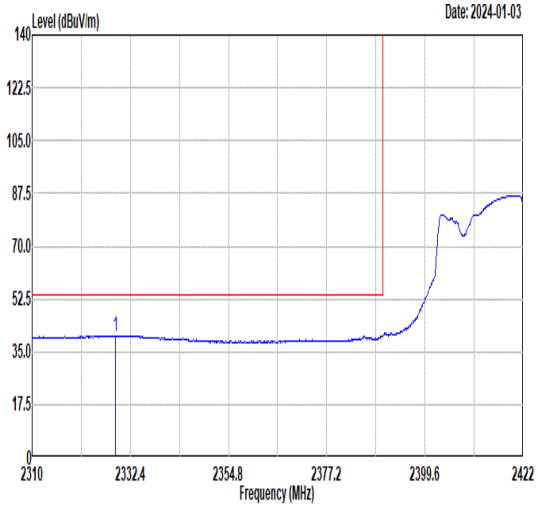 Freq Level Limit Line Margin (dB) Read Level Ant Factor Cable Loss Preamp Factor APos TPos Remark MHz dBuV/m dBuV/m dBuV dB/m dB dB cm deg 1 2329.04 40.39 54.00 -13.61 32.75 32.12 7.59 32.07 341 160 AVERAGE	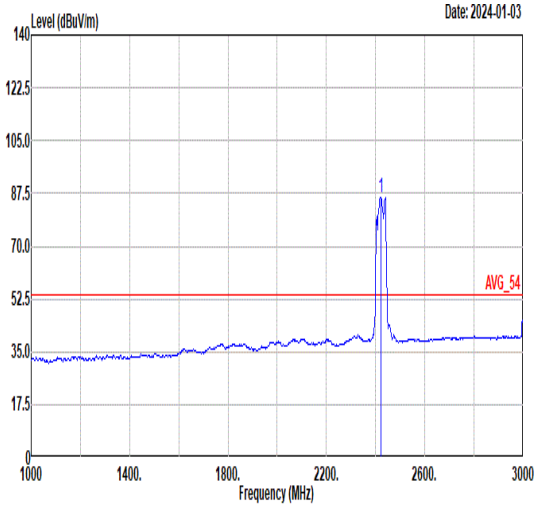 Freq Level Limit Line Margin (dB) Read Level Ant Factor Cable Loss Preamp Factor APos TPos Remark MHz dBuV/m dBuV/m dBuV dB/m dB dB cm deg 1 2422.00 86.31 ------ ------ 78.25 32.32 7.82 32.08 341 160 AVERAGE

Mode	22	
	Band Edge - R	
	2400-2483.5_802.11be EHT40_CH03_2422MHz	
ANT	CDD 1+2	
Pol.	Horizontal	Fundamental
Peak	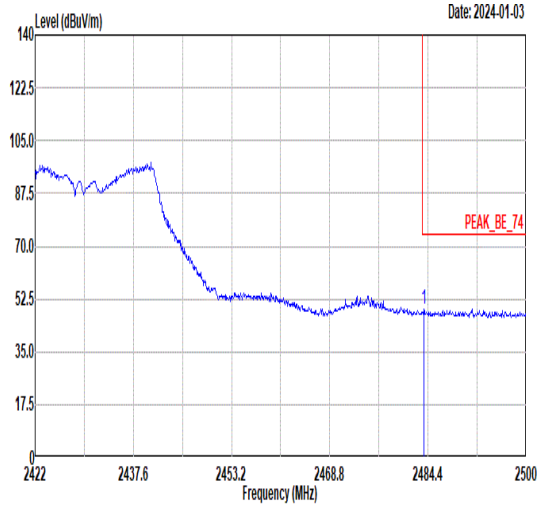 Freq Level Limit Line Margin (dB) Read Level Ant Factor Cable Loss Preamp Factor APos TPos Remark MHz dBuV/m dBuV/m dBuV dB/m dB dB cm deg 1 2483.78 49.13 74.00 -24.87 40.89 32.46 7.88 32.10 341 160 PEAK	Blank
Avg	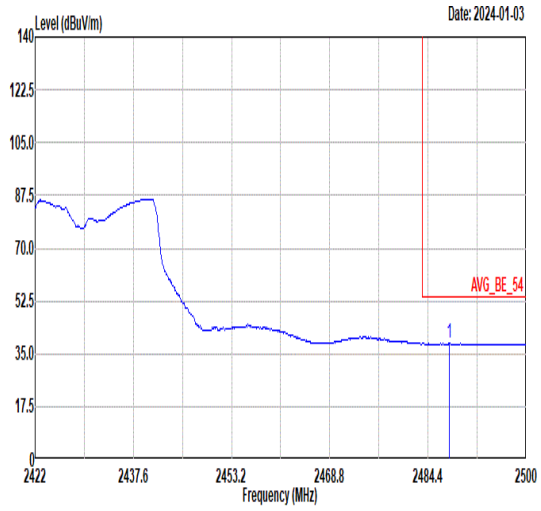 Freq Level Limit Line Margin (dB) Read Level Ant Factor Cable Loss Preamp Factor APos TPos Remark MHz dBuV/m dBuV/m dBuV dB/m dB dB cm deg 1 2487.75 38.47 54.00 -15.53 30.22 32.47 7.88 32.10 341 160 AVERAGE	Blank

Mode	22	
	Band Edge - L	
	2400-2483.5_802.11be EHT40_CH03_2422MHz	
ANT	CDD 1+2	
Pol.	Vertical	Fundamental
Peak	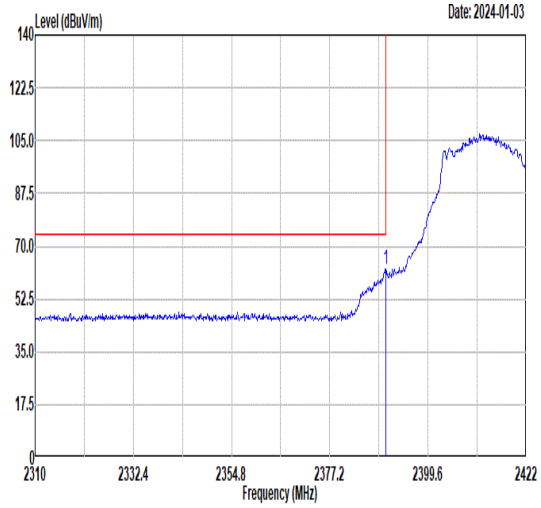 Freq Level Limit Line Margin (dB) Read Level Ant Factor Cable Loss Preamp Factor APos TPos Remark MHz dBuV/m dBuV/m dBuV dB/m dB dB cm deg 1 2389.97 62.23 74.00 -11.77 54.29 32.26 7.76 32.08 298 141 PEAK	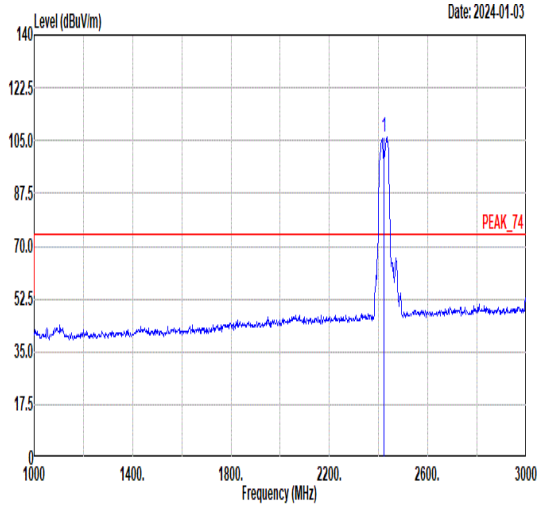 Freq Level Limit Line Margin (dB) Read Level Ant Factor Cable Loss Preamp Factor APos TPos Remark MHz dBuV/m dBuV/m dBuV dB/m dB dB cm deg 1 2422.00 106.23 ------ ------ 98.13 32.36 7.83 32.09 298 141 PEAK
Avg	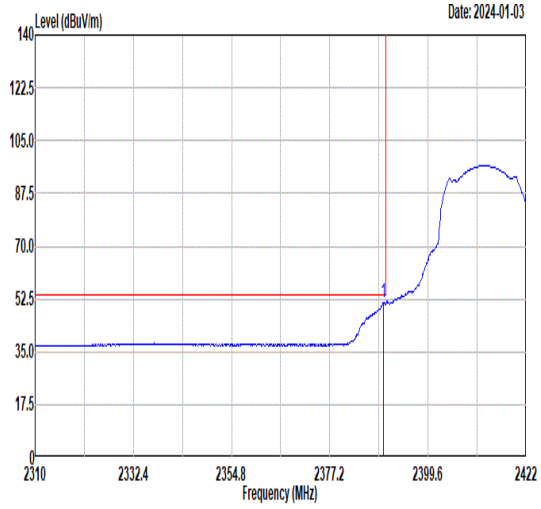 Freq Level Limit Line Margin (dB) Read Level Ant Factor Cable Loss Preamp Factor APos TPos Remark MHz dBuV/m dBuV/m dBuV dB/m dB dB cm deg 1 2389.52 51.37 54.00 -2.63 43.43 32.26 7.76 32.08 298 141 AVERAGE	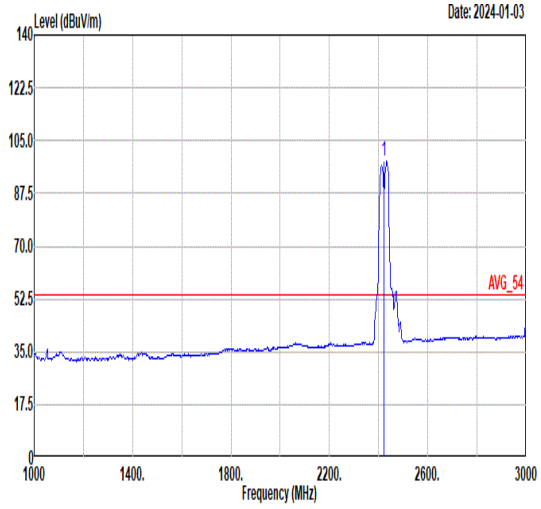 Freq Level Limit Line Margin (dB) Read Level Ant Factor Cable Loss Preamp Factor APos TPos Remark MHz dBuV/m dBuV/m dBuV dB/m dB dB cm deg 1 2422.00 98.02 ------ ------ 89.93 32.35 7.83 32.09 298 141 AVERAGE

Mode	22	
	Band Edge - R	
	2400-2483.5_802.11be EHT40_CH03_2422MHz	
ANT	CDD 1+2	
Pol.	Vertical	Fundamental
Peak	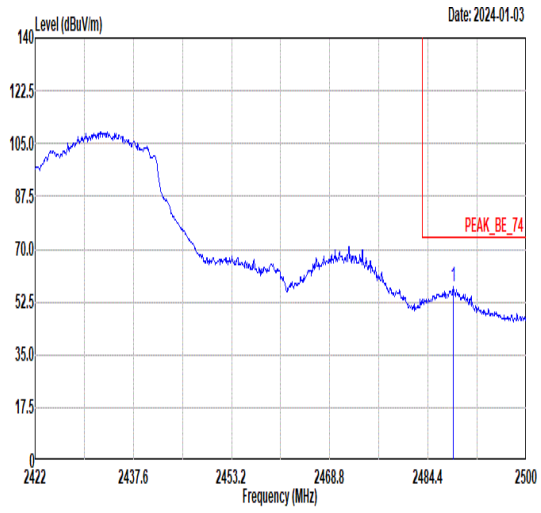 Freq Level Limit Line Margin (dB) Read Level Ant Factor Cable Loss Preamp Factor APos TPos Remark MHz dBuV/m dBuV/m dBuV dB/m dB dB cm deg 1 2488.38 57.34 74.00 -16.66 49.09 32.47 7.88 32.10 298 141 PEAK	Blank
Avg	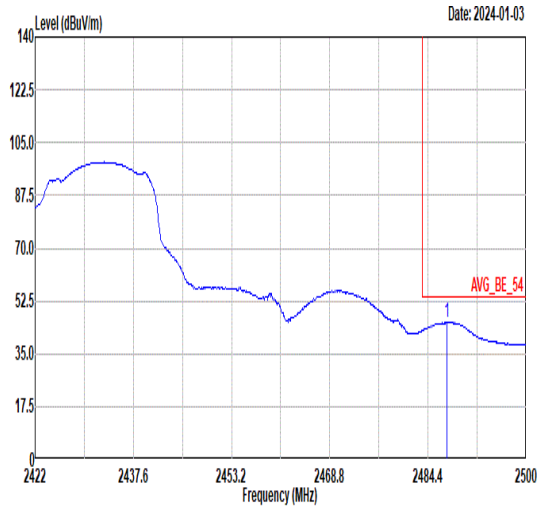 Freq Level Limit Line Margin (dB) Read Level Ant Factor Cable Loss Preamp Factor APos TPos Remark MHz dBuV/m dBuV/m dBuV dB/m dB dB cm deg 1 2487.36 45.51 54.00 -8.49 37.26 32.47 7.88 32.10 298 141 AVERAGE	Blank

Mode	22	
	Harmonic	
	2400-2483.5_802.11be EHT40_CH03_2422MHz	
ANT	CDD 1+2	
Pol.	Horizontal	Vertical
Peak Avg	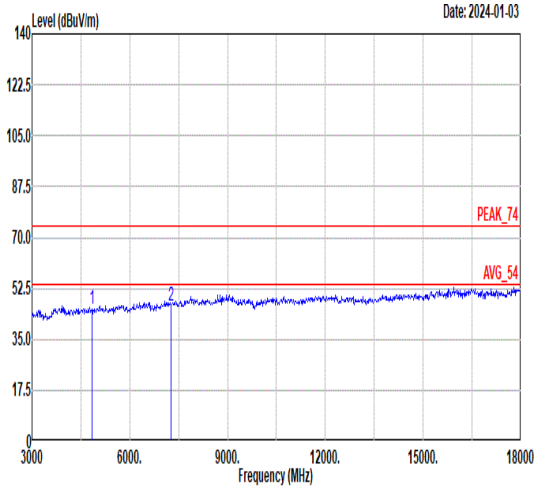 Freq Level Limit Line Margin Read Level Ant Factor Cable Loss Preamp Factor APos TPos Remark MHz dBuV/m dBuV/m dB dBuV dB/m dB dB cm deg 1 4844.00 45.36 74.00 -28.64 50.99 34.84 11.09 51.56 -- -- Peak 2 7266.00 46.74 74.00 -27.26 48.53 36.31 13.05 51.15 -- -- Peak	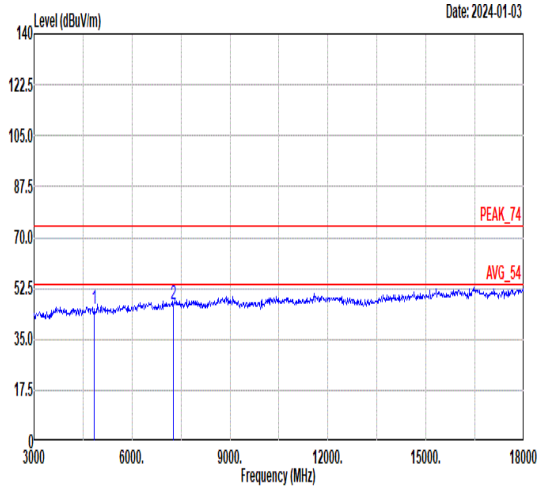 Freq Level Limit Line Margin Read Level Ant Factor Cable Loss Preamp Factor APos TPos Remark MHz dBuV/m dBuV/m dB dBuV dB/m dB dB cm deg 1 4844.00 45.59 74.00 -28.41 51.22 34.84 11.09 51.56 -- -- Peak 2 7266.00 47.00 74.00 -27.00 48.79 36.31 13.05 51.15 -- -- Peak

Mode	23	
	Harmonic	
	2400-2483.5_802.11be EHT40_CH06_2437MHz	
ANT	CDD 1+2	
Pol.	Horizontal	Vertical
Peak Avg	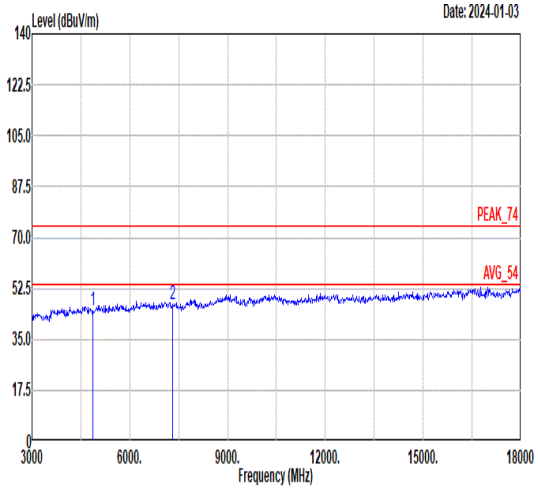 Freq Level Limit Line Margin Read Level Ant Factor Cable Loss Preamp Factor APos TPos Remark MHz dBuV/m dBuV/m dB dBuV dB/m dB dB cm deg 1 4874.00 44.68 74.00 -29.32 50.28 34.85 11.10 51.55 -- -- Peak 2 7311.00 46.79 74.00 -27.21 48.55 36.32 13.08 51.16 -- -- Peak	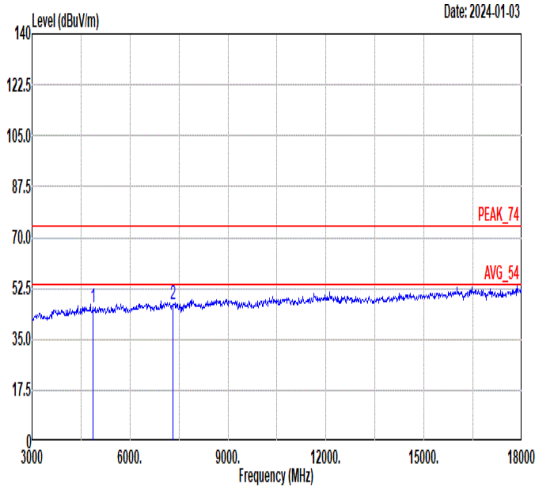 Freq Level Limit Line Margin Read Level Ant Factor Cable Loss Preamp Factor APos TPos Remark MHz dBuV/m dBuV/m dB dBuV dB/m dB dB cm deg 1 4874.00 45.91 74.00 -28.09 51.51 34.85 11.10 51.55 -- -- Peak 2 7311.00 46.81 74.00 -27.19 48.57 36.32 13.08 51.16 -- -- Peak

Mode	24	
	Band Edge - L	
	2400-2483.5_802.11be EHT40_CH09_2452MHz	
ANT	CDD 1+2	
Pol.	Horizontal	Fundamental
Peak	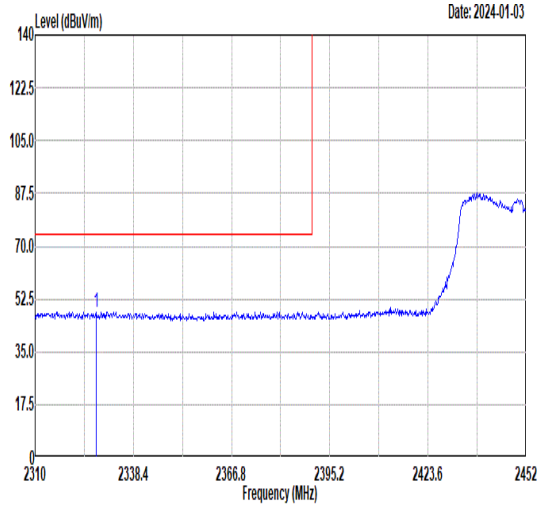 Freq Level Limit Line Margin (dB) Read Level Ant Factor Cable Loss Preamp Factor APos TPos Remark MHz dBuV/m dBuV/m dBuV dB/m dB dB cm deg 1 2327.61 48.21 74.00 -25.79 40.58 32.12 7.58 32.07 335 134 PEAK	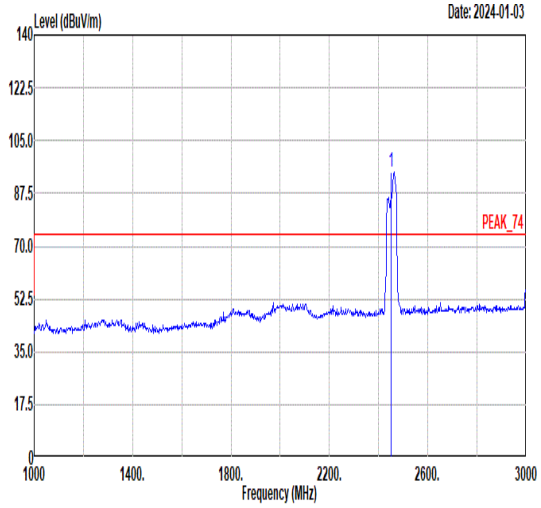 Freq Level Limit Line Margin (dB) Read Level Ant Factor Cable Loss Preamp Factor APos TPos Remark MHz dBuV/m dBuV/m dBuV dB/m dB dB cm deg 1 2452.00 94.78 ------ ------ 86.59 32.42 7.86 32.09 335 134 PEAK
Avg	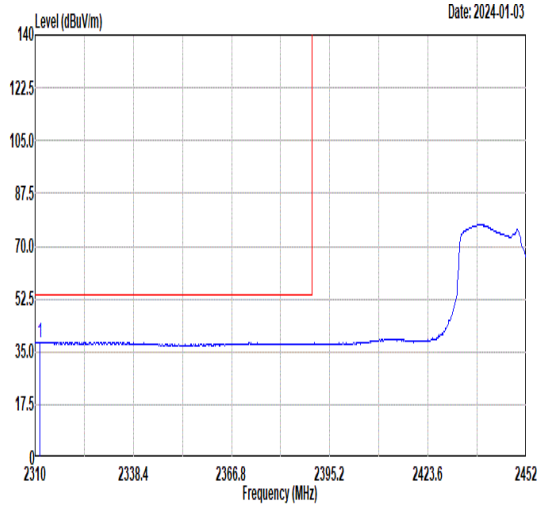 Freq Level Limit Line Margin (dB) Read Level Ant Factor Cable Loss Preamp Factor APos TPos Remark MHz dBuV/m dBuV/m dBuV dB/m dB dB cm deg 1 2311.28 38.14 54.00 -15.86 30.58 32.08 7.54 32.06 335 134 AVERAGE	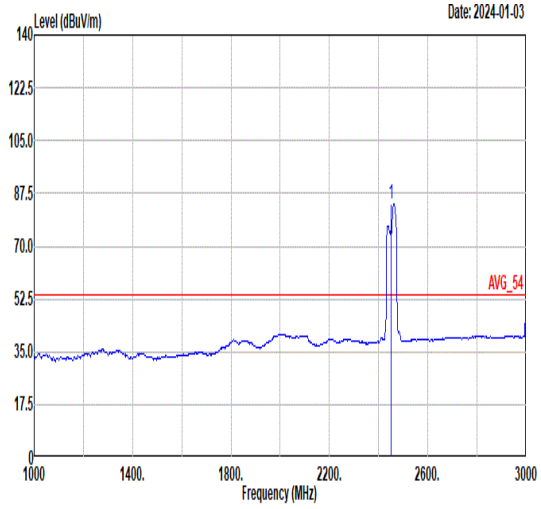 Freq Level Limit Line Margin (dB) Read Level Ant Factor Cable Loss Preamp Factor APos TPos Remark MHz dBuV/m dBuV/m dBuV dB/m dB dB cm deg 1 2452.00 84.14 ------ ------ 75.95 32.42 7.86 32.09 335 134 AVERAGE

Mode	24	
	Band Edge - R	
	2400-2483.5_802.11be EHT40_CH09_2452MHz	
ANT	CDD 1+2	
Pol.	Horizontal	Fundamental
Peak	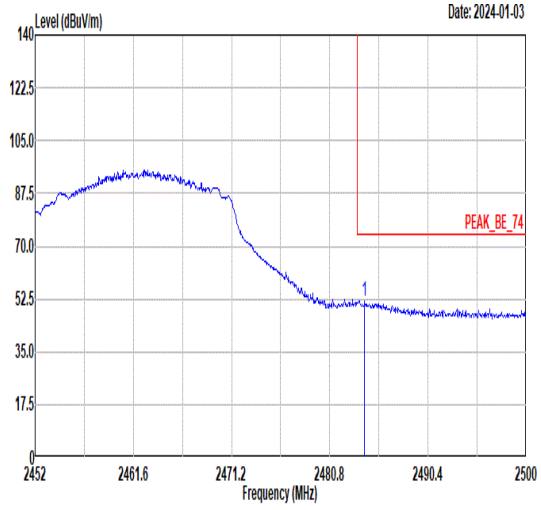 Freq Level Limit Line Margin (dB) Read Level Ant Factor Cable Loss Preamp Factor APos TPos Remark MHz dBuV/m dBuV/m dBuV dB/m dB dB cm deg 1 2484.21 51.74 74.00 -22.26 43.49 32.47 7.88 32.10 335 134 PEAK	Blank
Avg	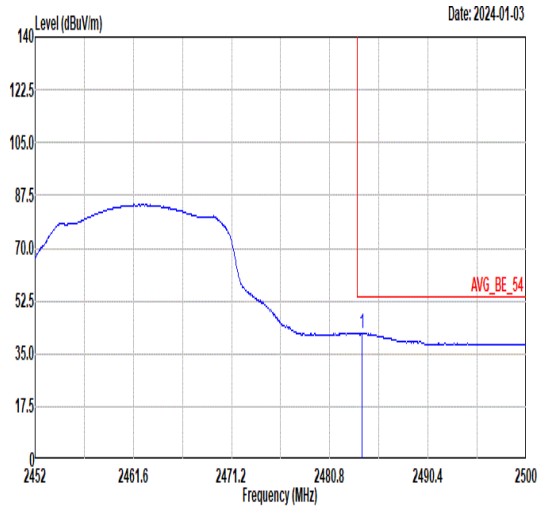 Freq Level Limit Line Margin (dB) Read Level Ant Factor Cable Loss Preamp Factor APos TPos Remark MHz dBuV/m dBuV/m dBuV dB/m dB dB cm deg 1 2483.97 41.79 54.00 -12.21 33.55 32.46 7.88 32.10 335 134 AVERAGE	Blank

Mode	24	
	Band Edge - L	
	2400-2483.5_802.11be EHT40_CH09_2452MHz	
ANT	CDD 1+2	
Pol.	Vertical	Fundamental
Peak	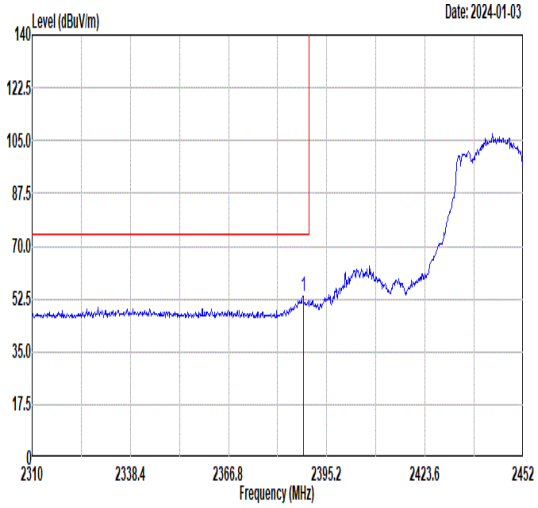 Freq Level Limit Line Margin (dB) Read Level Ant Factor Cable Loss Preamp Factor APos TPos Remark MHz dBuV/m dBuV/m dBuV dB/m dB dB cm deg 1 2388.38 53.50 74.00 -20.50 45.57 32.25 7.76 32.08 287 151 PEAK	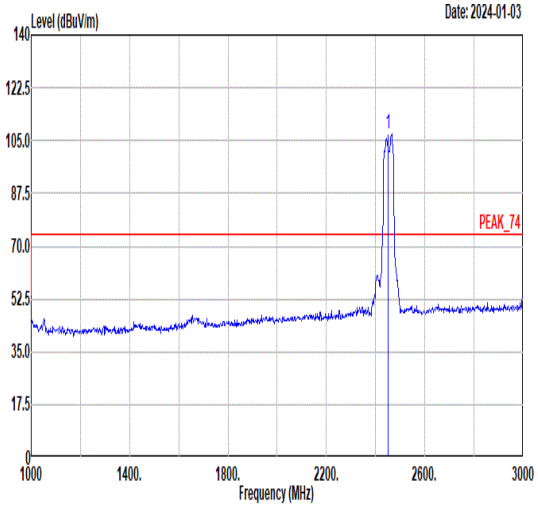 Freq Level Limit Line Margin (dB) Read Level Ant Factor Cable Loss Preamp Factor APos TPos Remark MHz dBuV/m dBuV/m dBuV dB/m dB dB cm deg 1 2452.00 107.21 ------ ------ 99.01 32.43 7.86 32.09 287 151 PEAK
Avg	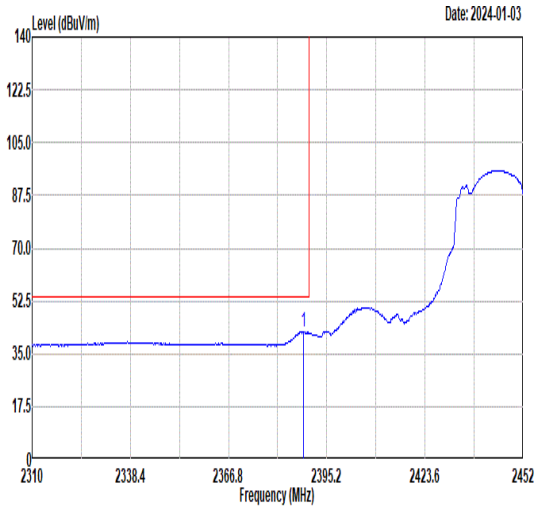 Freq Level Limit Line Margin (dB) Read Level Ant Factor Cable Loss Preamp Factor APos TPos Remark MHz dBuV/m dBuV/m dBuV dB/m dB dB cm deg 1 2388.53 42.23 54.00 -11.77 34.30 32.25 7.76 32.08 287 151 AVERAGE	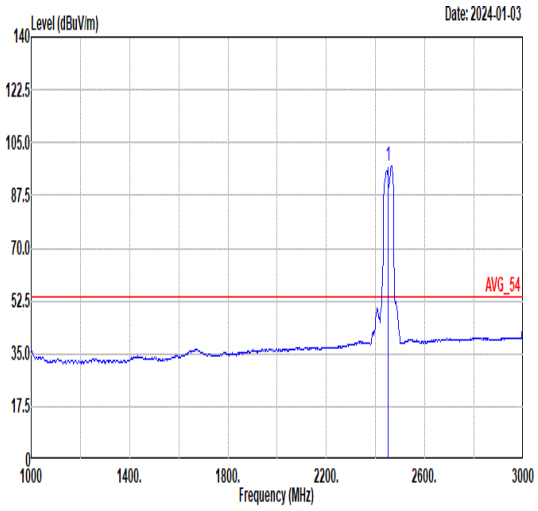 Freq Level Limit Line Margin (dB) Read Level Ant Factor Cable Loss Preamp Factor APos TPos Remark MHz dBuV/m dBuV/m dBuV dB/m dB dB cm deg 1 2452.00 97.28 ------ ------ 89.09 32.42 7.86 32.09 287 151 AVERAGE

Mode	24	
	Band Edge - R	
	2400-2483.5_802.11be EHT40_CH09_2452MHz	
ANT	CDD 1+2	
Pol.	Vertical	Fundamental
Peak	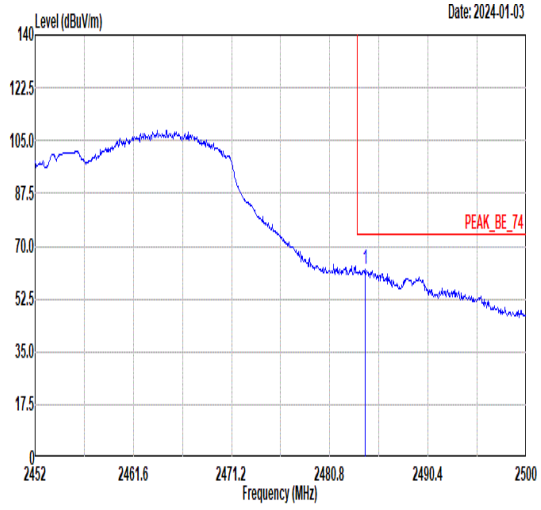 Freq Level Limit Line Margin (dB) Read Level Ant Factor Cable Loss Preamp Factor APos TPos Remark MHz dBuV/m dBuV/m dBuV dB/m dB dB cm deg 1 2484.26 62.21 74.00 -11.79 53.96 32.47 7.88 32.10 287 151 PEAK	Blank
Avg	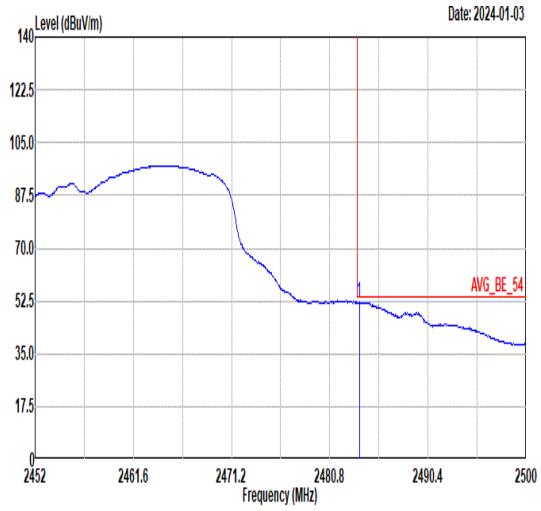 Freq Level Limit Line Margin (dB) Read Level Ant Factor Cable Loss Preamp Factor APos TPos Remark MHz dBuV/m dBuV/m dBuV dB/m dB dB cm deg 1 2483.68 52.06 54.00 -1.94 43.82 32.46 7.88 32.10 287 151 AVERAGE	Blank

Mode	24	
	Harmonic	
	2400-2483.5_802.11be EHT40_CH09_2452MHz	
ANT	CDD 1+2	
Pol.	Horizontal	Vertical
Peak Avg	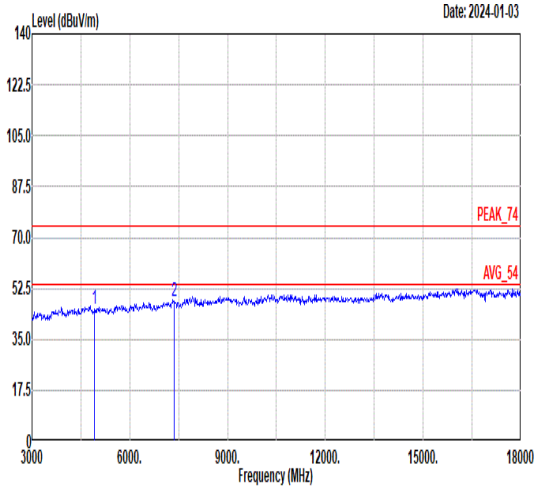 Freq Level Limit Line Margin Read Level Ant Factor Cable Loss Preamp Factor APos TPos Remark MHz dBuV/m dBuV/m dB dBuV dB/m dB dB cm deg 1 4904.00 45.63 74.00 -28.37 51.20 34.86 11.11 51.54 -- -- Peak 2 7356.00 48.03 74.00 -25.97 49.75 36.34 13.11 51.17 -- -- Peak	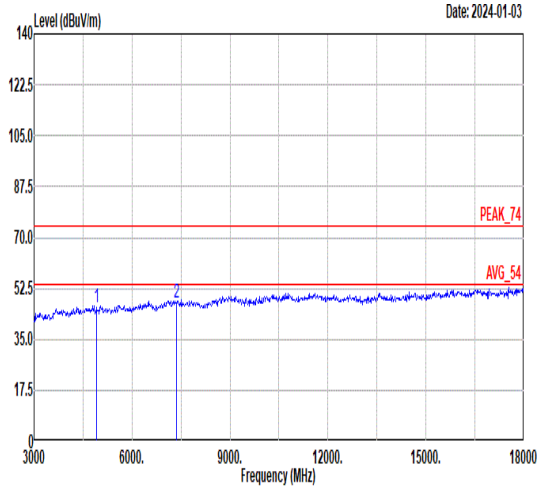 Freq Level Limit Line Margin Read Level Ant Factor Cable Loss Preamp Factor APos TPos Remark MHz dBuV/m dBuV/m dB dBuV dB/m dB dB cm deg 1 4904.00 45.81 74.00 -28.19 51.38 34.86 11.11 51.54 -- -- Peak 2 7356.00 47.73 74.00 -26.27 49.45 36.34 13.11 51.17 -- -- Peak

Mode	25	
	Band Edge	
	2400-2483.5_802.11be EHT20_CH01_Single RU_2412MHz	
ANT	CDD 1+2	
Pol.	Horizontal	Fundamental
Peak	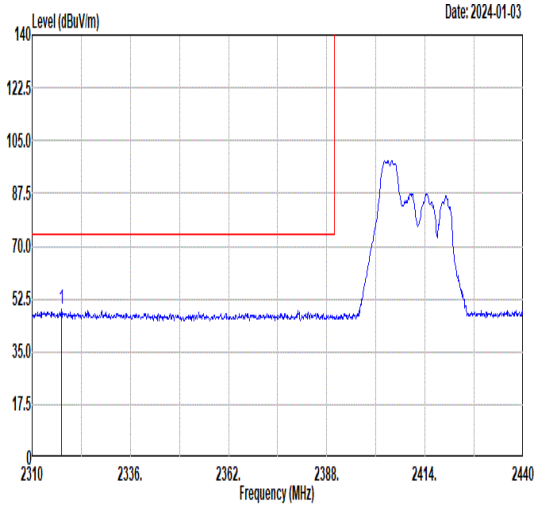 Freq Level Limit Line Margin (dB) Read Level Ant Factor Cable Loss Preamp Factor APos TPos Remark MHz dBuV/m dBuV/m dBuV dB/m dB dB cm deg 1 2317.80 49.14 74.00 -24.86 41.54 32.10 7.56 32.06 309 138 PEAK	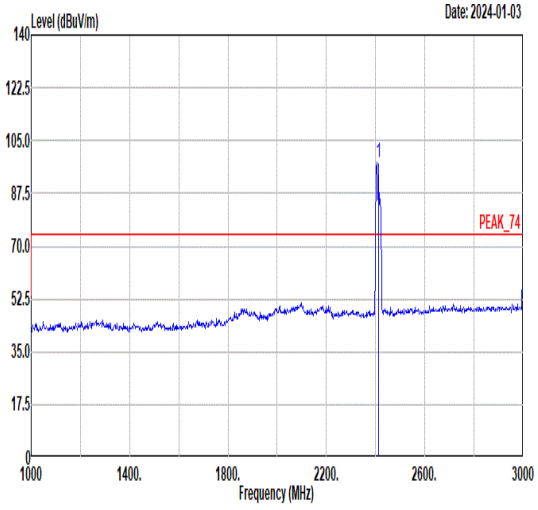 Freq Level Limit Line Margin (dB) Read Level Ant Factor Cable Loss Preamp Factor APos TPos Remark MHz dBuV/m dBuV/m dBuV dB/m dB dB cm deg 1 2412.00 97.95 ------ ------ 89.94 32.29 7.80 32.08 309 138 PEAK
Avg	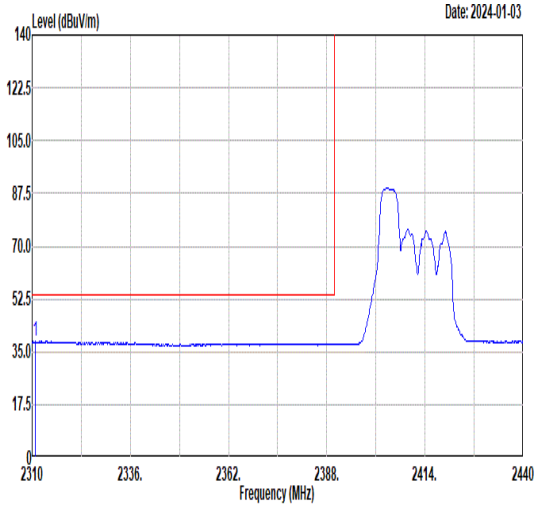 Freq Level Limit Line Margin (dB) Read Level Ant Factor Cable Loss Preamp Factor APos TPos Remark MHz dBuV/m dBuV/m dBuV dB/m dB dB cm deg 1 2310.91 38.51 54.00 -15.49 30.95 32.08 7.54 32.06 309 138 AVERAGE	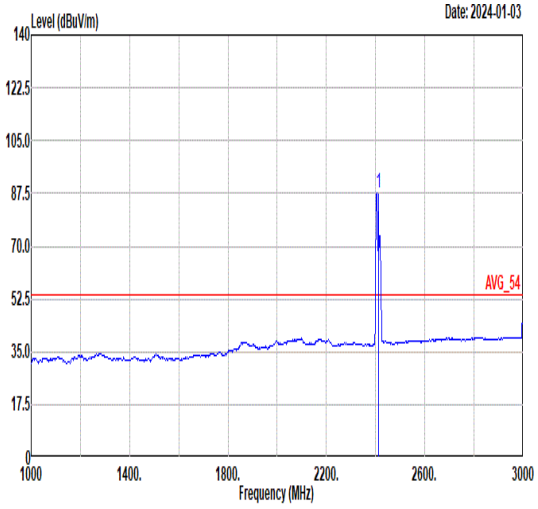 Freq Level Limit Line Margin (dB) Read Level Ant Factor Cable Loss Preamp Factor APos TPos Remark MHz dBuV/m dBuV/m dBuV dB/m dB dB cm deg 1 2412.00 87.66 ------ ------ 79.65 32.29 7.80 32.08 309 138 AVERAGE

Mode	25	
	Band Edge	
	2400-2483.5_802.11be EHT20_CH01_Single RU_2412MHz	
ANT	CDD 1+2	
Pol.	Vertical	Fundamental
Peak	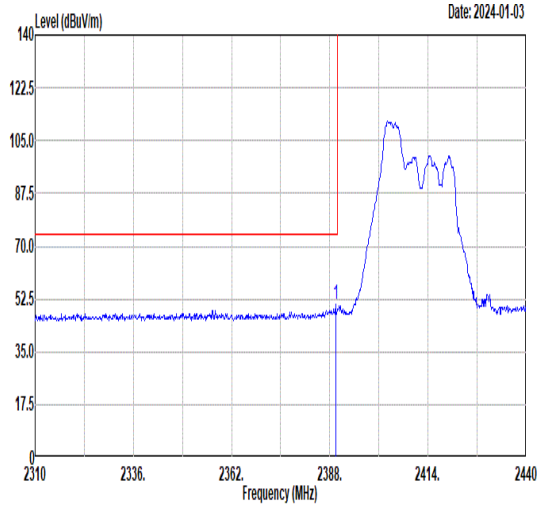 Freq Level Limit Line Margin (dB) Read Level Ant Factor Cable Loss Preamp Factor APos TPos Remark MHz dBuV/m dBuV/m dBuV dB/m dB dB cm deg 1 2389.56 50.63 74.00 -23.37 42.69 32.26 7.76 32.08 304 141 PEAK	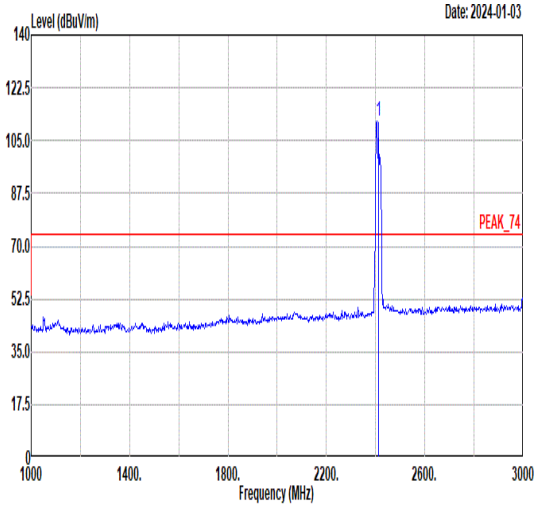 Freq Level Limit Line Margin (dB) Read Level Ant Factor Cable Loss Preamp Factor APos TPos Remark MHz dBuV/m dBuV/m dBuV dB/m dB dB cm deg 1 2412.00 111.54 ------ ------ 103.53 32.29 7.80 32.08 304 141 PEAK
Avg	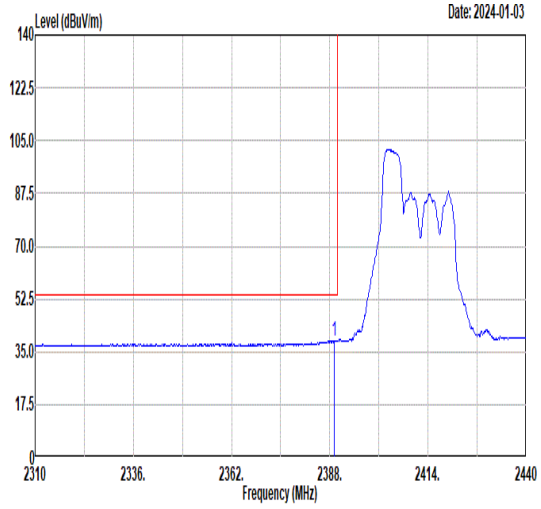 Freq Level Limit Line Margin (dB) Read Level Ant Factor Cable Loss Preamp Factor APos TPos Remark MHz dBuV/m dBuV/m dBuV dB/m dB dB cm deg 1 2389.17 38.71 54.00 -15.29 30.77 32.26 7.76 32.08 304 141 AVERAGE	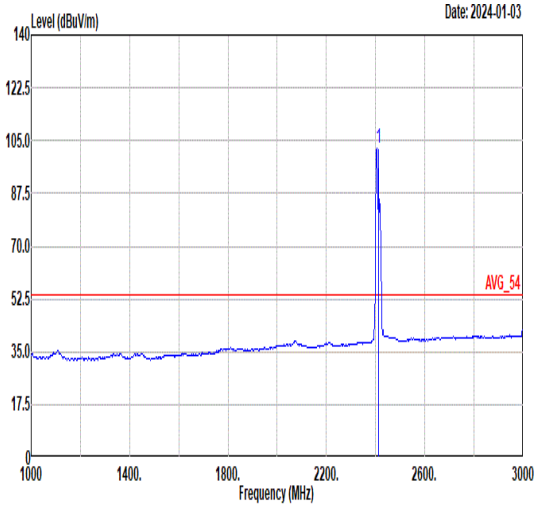 Freq Level Limit Line Margin (dB) Read Level Ant Factor Cable Loss Preamp Factor APos TPos Remark MHz dBuV/m dBuV/m dBuV dB/m dB dB cm deg 1 2412.00 102.26 ------ ------ 94.25 32.29 7.80 32.08 304 141 AVERAGE

Mode	26	
	Band Edge	
	2400-2483.5_802.11be EHT20_CH11_Single RU_2462MHz	
ANT	CDD 1+2	
Pol.	Horizontal	Fundamental
Peak	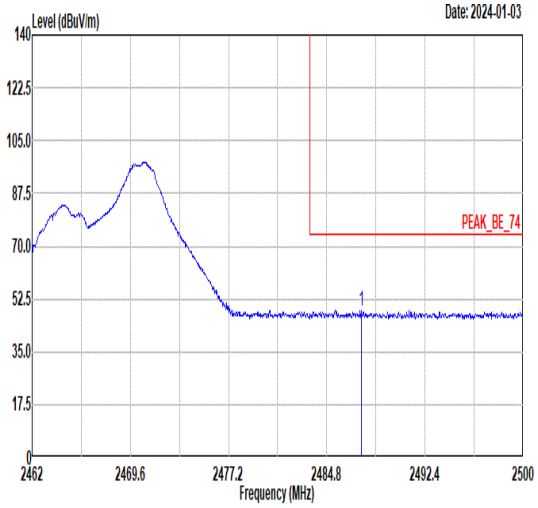 Freq Level Limit Line Margin (dB) Read Level Ant Factor Cable Loss Preamp Factor APos TPos Remark 1 2487.46 48.53 74.00 -25.47 40.28 32.47 7.88 32.10 292 138 PEAK	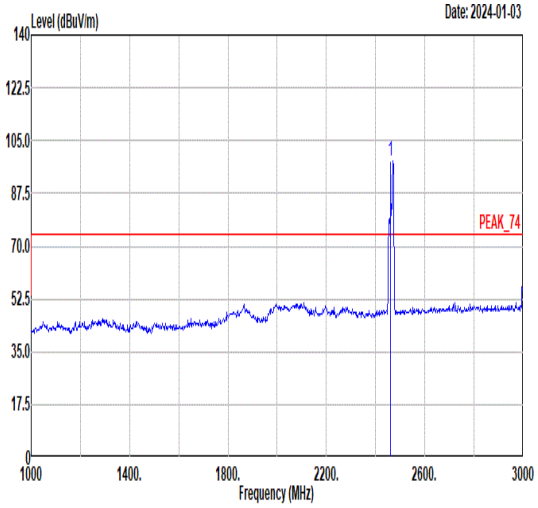 Freq Level Limit Line Margin (dB) Read Level Ant Factor Cable Loss Preamp Factor APos TPos Remark 1 2462.00 98.26 ------ ------ 90.06 32.43 7.86 32.09 292 138 PEAK
Avg	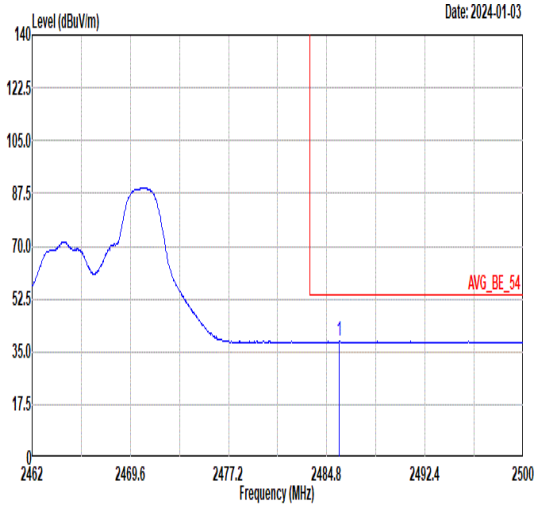 Freq Level Limit Line Margin (dB) Read Level Ant Factor Cable Loss Preamp Factor APos TPos Remark 1 2485.79 38.37 54.00 -15.63 30.12 32.47 7.88 32.10 292 138 AVERAGE	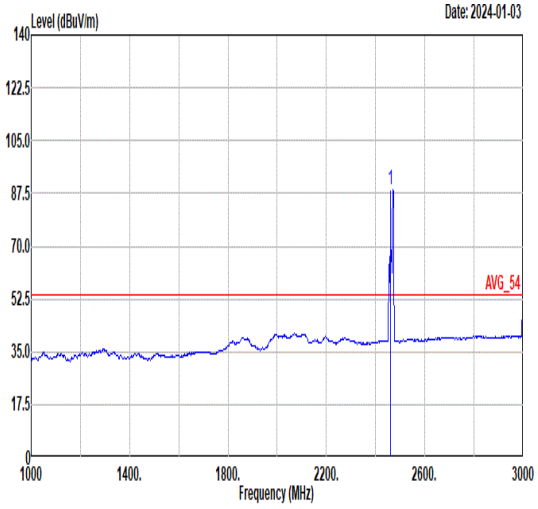 Freq Level Limit Line Margin (dB) Read Level Ant Factor Cable Loss Preamp Factor APos TPos Remark 1 2462.00 88.79 ------ ------ 80.59 32.43 7.86 32.09 292 138 AVERAGE

Mode	26	
	Band Edge	
	2400-2483.5_802.11be EHT20_CH11_Single RU_2462MHz	
ANT	CDD 1+2	
Pol.	Vertical	Fundamental
Peak	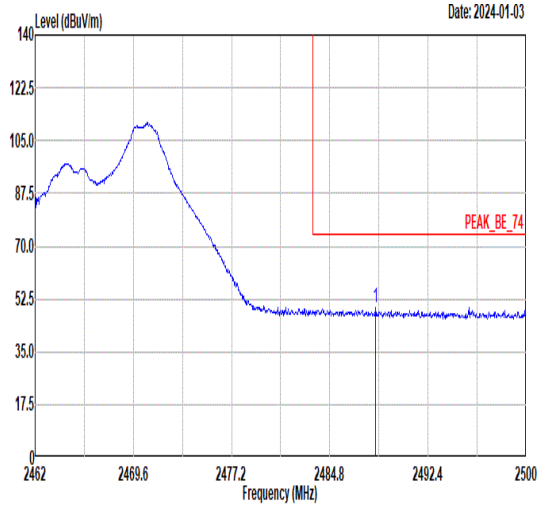 Freq Level Limit Line Margin (dB) Read Level Ant Factor Cable Loss Preamp Factor APos TPos Remark MHz dBuV/m dBuV/m dBuV dB/m dB dB cm deg 1 2488.33 49.74 74.00 -24.26 41.49 32.47 7.88 32.10 289 140 PEAK	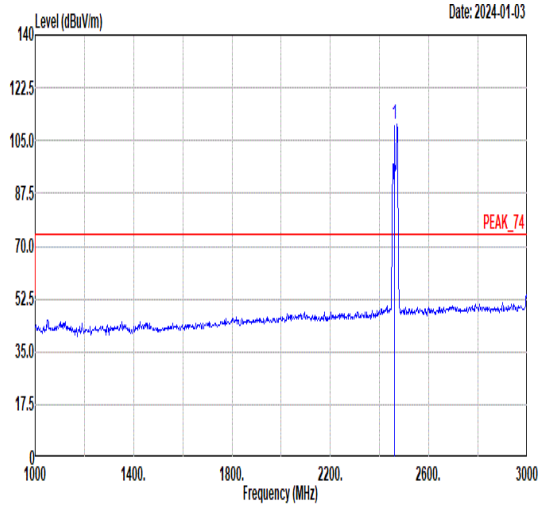 Freq Level Limit Line Margin (dB) Read Level Ant Factor Cable Loss Preamp Factor APos TPos Remark MHz dBuV/m dBuV/m dBuV dB/m dB dB cm deg 1 2462.00 110.31 ------ ------ 102.11 32.43 7.86 32.09 289 140 PEAK
Avg	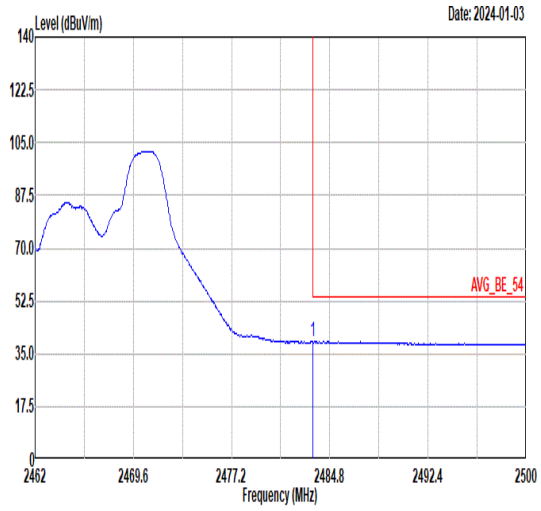 Freq Level Limit Line Margin (dB) Read Level Ant Factor Cable Loss Preamp Factor APos TPos Remark MHz dBuV/m dBuV/m dBuV dB/m dB dB cm deg 1 2483.51 39.02 54.00 -14.98 30.78 32.46 7.88 32.10 289 140 AVERAGE	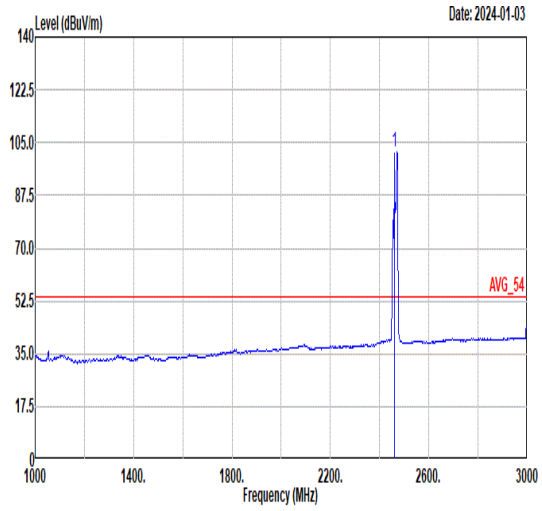 Freq Level Limit Line Margin (dB) Read Level Ant Factor Cable Loss Preamp Factor APos TPos Remark MHz dBuV/m dBuV/m dBuV dB/m dB dB cm deg 1 2462.00 101.81 ------ ------ 93.61 32.43 7.86 32.09 289 140 AVERAGE

Mode	27	
	Band Edge	
	2400-2483.5_802.11be EHT20_CH01_Small RU_2412MHz	
ANT	CDD 1+2	
Pol.	Horizontal	Fundamental
Peak	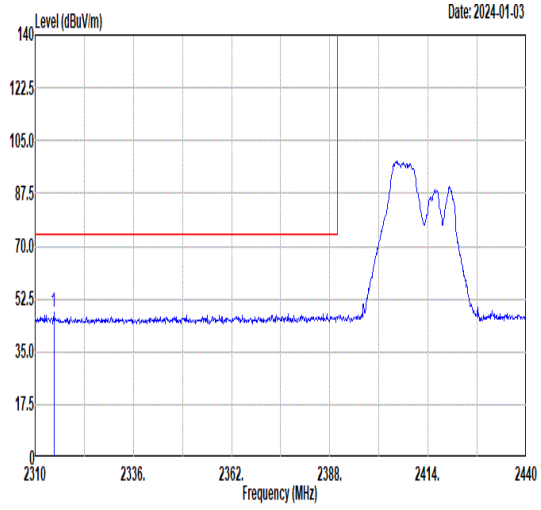 Freq Level Limit Line Margin (dB) Read Level Ant Factor Cable Loss Preamp Factor APos TPos Remark MHz dBuV/m dBuV/m dBuV dB/m dB dB cm deg 1 2314.94 48.08 74.00 -25.92 40.50 32.09 7.55 32.06 346 148 PEAK	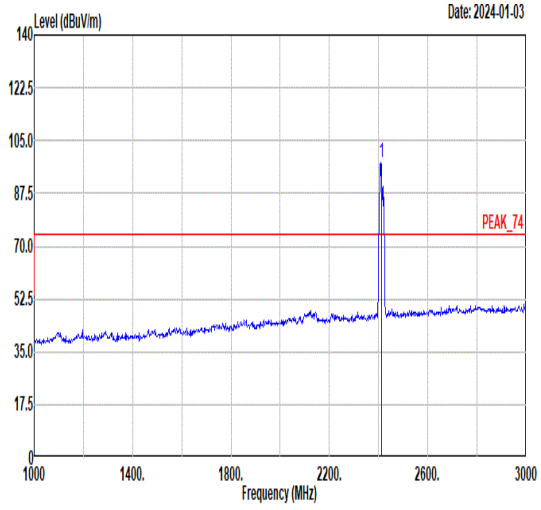 Freq Level Limit Line Margin (dB) Read Level Ant Factor Cable Loss Preamp Factor APos TPos Remark MHz dBuV/m dBuV/m dBuV dB/m dB dB cm deg 1 2412.00 97.58 ------ ------ 89.56 32.30 7.80 32.08 346 148 PEAK
Avg	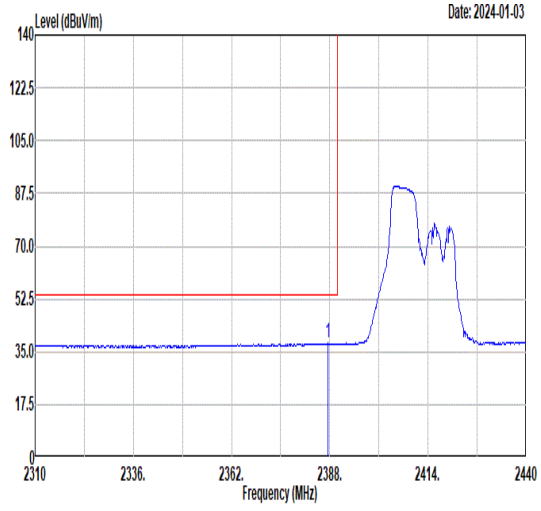 Freq Level Limit Line Margin (dB) Read Level Ant Factor Cable Loss Preamp Factor APos TPos Remark MHz dBuV/m dBuV/m dBuV dB/m dB dB cm deg 1 2387.48 37.81 54.00 -16.19 29.89 32.25 7.75 32.08 346 148 AVERAGE	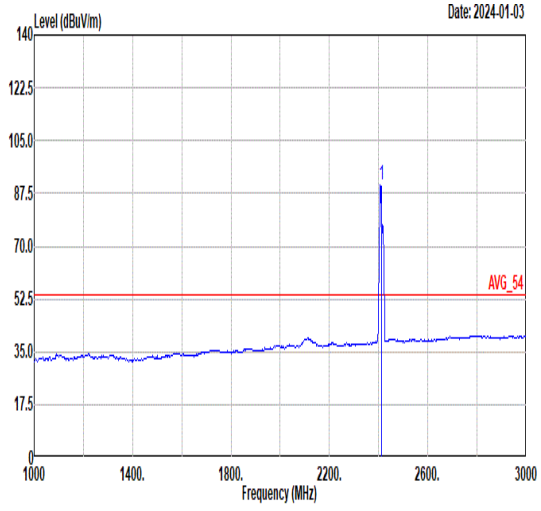 Freq Level Limit Line Margin (dB) Read Level Ant Factor Cable Loss Preamp Factor APos TPos Remark MHz dBuV/m dBuV/m dBuV dB/m dB dB cm deg 1 2412.00 90.24 ------ ------ 82.23 32.29 7.80 32.08 346 148 AVERAGE

Mode	27	
	Band Edge	
	2400-2483.5_802.11be EHT20_CH01_Small RU_2412MHz	
ANT	CDD 1+2	
Pol.	Vertical	Fundamental
Peak	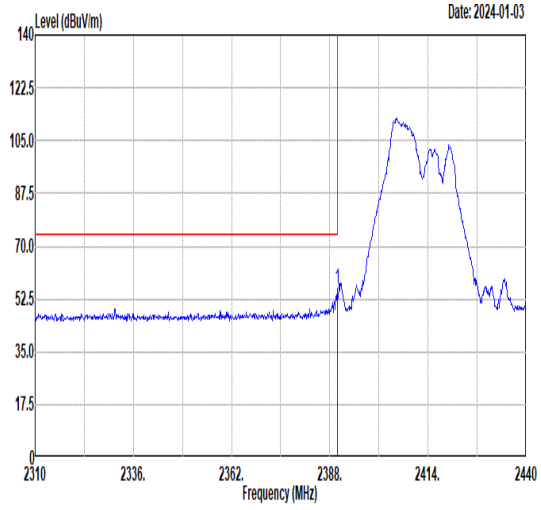 Freq Level Limit Line Margin (dB) Read Level Ant Factor Cable Loss Preamp Factor APos TPos Remark MHz dBuV/m dBuV/m dBuV dB/m dB dB cm deg 1 2389.95 55.89 74.00 -18.11 47.95 32.26 7.76 32.08 307 153 PEAK	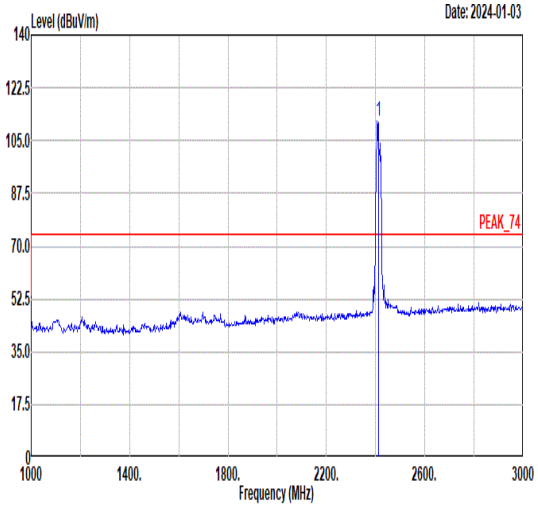 Freq Level Limit Line Margin (dB) Read Level Ant Factor Cable Loss Preamp Factor APos TPos Remark MHz dBuV/m dBuV/m dBuV dB/m dB dB cm deg 1 2412.00 111.72 ------ ------ 103.71 32.29 7.80 32.08 307 153 PEAK
Avg	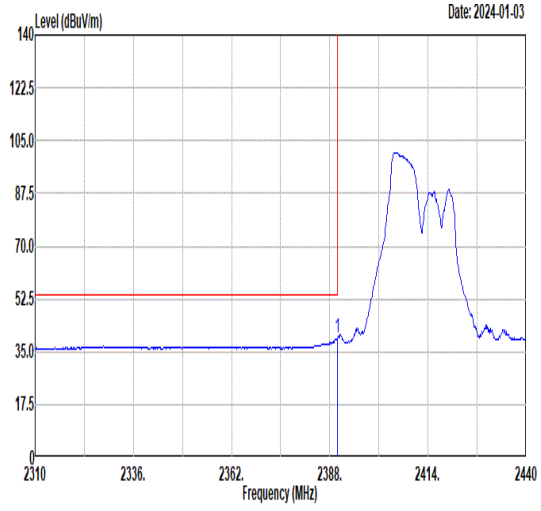 Freq Level Limit Line Margin (dB) Read Level Ant Factor Cable Loss Preamp Factor APos TPos Remark MHz dBuV/m dBuV/m dBuV dB/m dB dB cm deg 1 2389.95 39.51 54.00 -14.49 31.57 32.26 7.76 32.08 307 153 AVERAGE	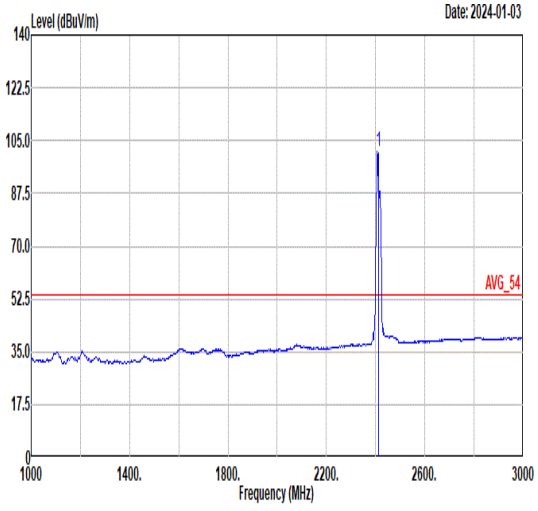 Freq Level Limit Line Margin (dB) Read Level Ant Factor Cable Loss Preamp Factor APos TPos Remark MHz dBuV/m dBuV/m dBuV dB/m dB dB cm deg 1 2412.00 101.69 ------ ------ 93.68 32.29 7.80 32.08 307 153 AVERAGE

Mode	28	
	Band Edge	
	2400-2483.5_802.11be EHT20_CH11_Small RU_2462MHz	
ANT	CDD 1+2	
Pol.	Horizontal	Fundamental
Peak	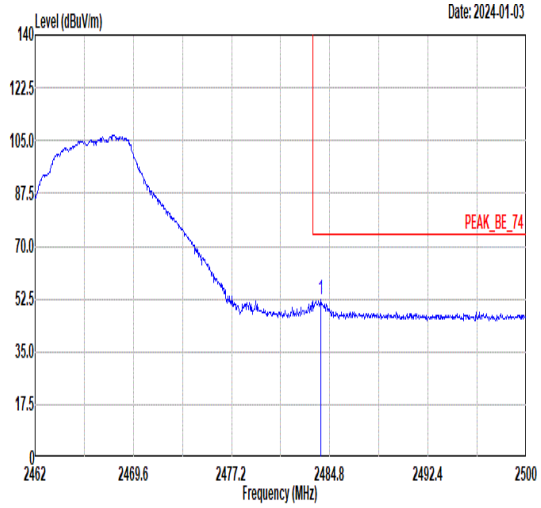 Freq Level Limit Line Margin (dB) Read Level Ant Factor Cable Loss Preamp Factor APos TPos Remark 1 2484.08 52.11 74.00 -21.89 43.87 32.46 7.88 32.10 307 101 PEAK	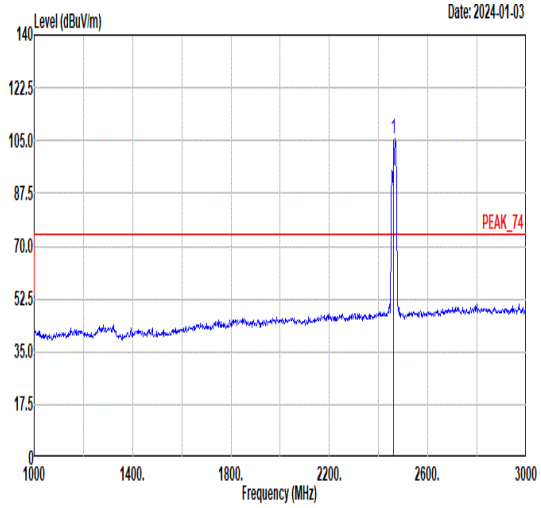 Freq Level Limit Line Margin (dB) Read Level Ant Factor Cable Loss Preamp Factor APos TPos Remark 1 2462.00 105.73 ------ ------ 97.53 32.43 7.86 32.09 307 101 PEAK
Avg	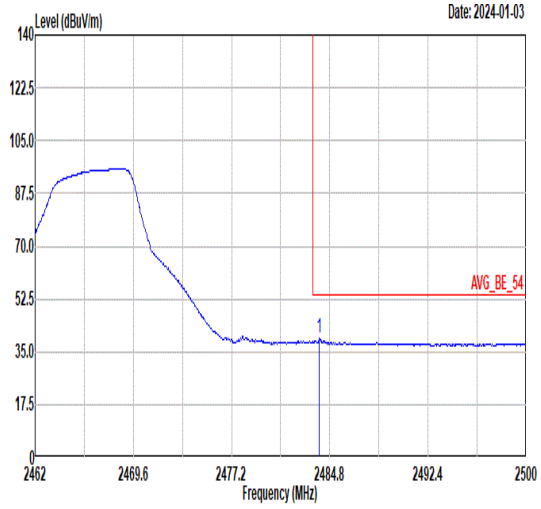 Freq Level Limit Line Margin (dB) Read Level Ant Factor Cable Loss Preamp Factor APos TPos Remark 1 2483.96 39.45 54.00 -14.55 31.21 32.46 7.88 32.10 307 101 AVERAGE	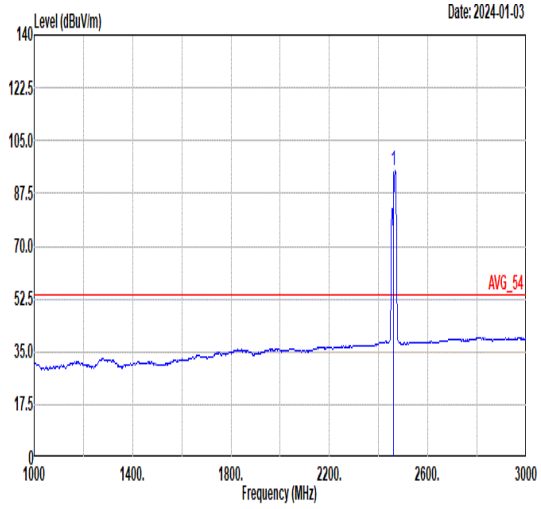 Freq Level Limit Line Margin (dB) Read Level Ant Factor Cable Loss Preamp Factor APos TPos Remark 1 2462.00 95.00 ------ ------ 86.80 32.43 7.86 32.09 307 101 AVERAGE

Mode	28	
	Band Edge	
	2400-2483.5_802.11be EHT20_CH11_Small RU_2462MHz	
ANT	CDD 1+2	
Pol.	Vertical	Fundamental
Peak	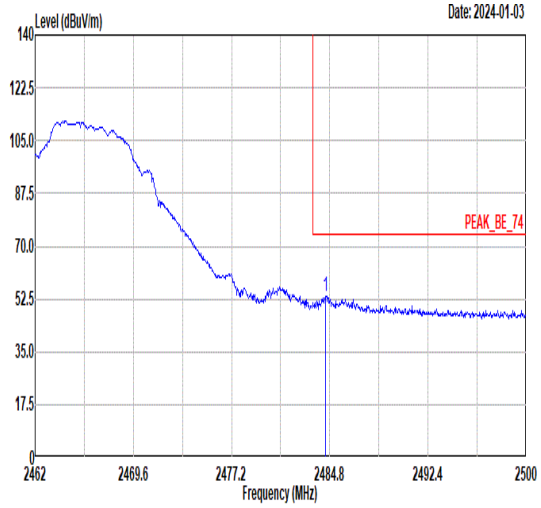 Freq Level Limit Line Margin (dB) Read Level Ant Factor Cable Loss Preamp Factor APos TPos Remark MHz dBuV/m dBuV/m dBuV dB/m dB dB cm deg 1 2484.50 53.62 74.00 -20.38 45.37 32.47 7.88 32.10 320 201 PEAK	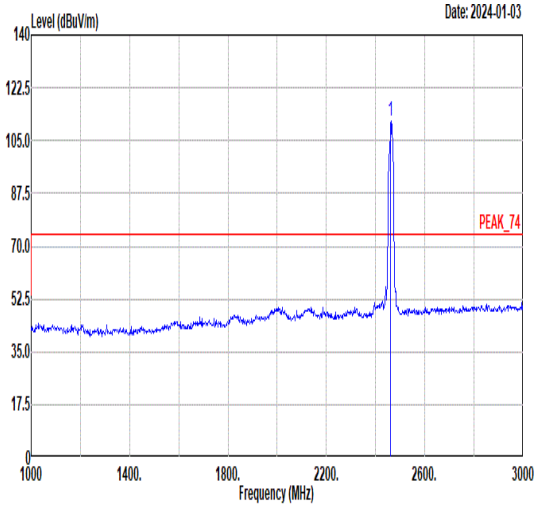 Freq Level Limit Line Margin (dB) Read Level Ant Factor Cable Loss Preamp Factor APos TPos Remark MHz dBuV/m dBuV/m dBuV dB/m dB dB cm deg 1 2462.00 111.36 ------ ------ 103.17 32.42 7.86 32.09 320 201 PEAK
Avg	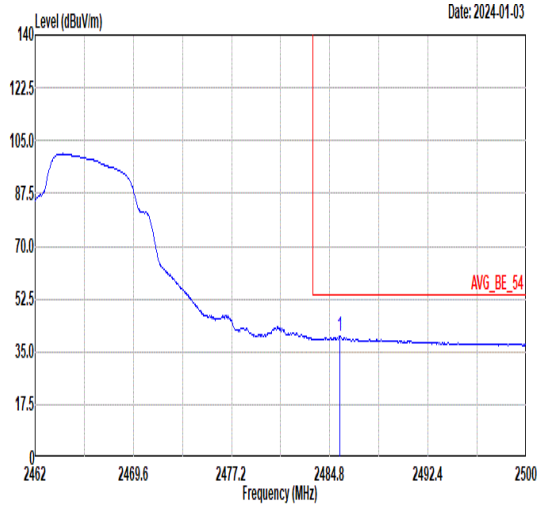 Freq Level Limit Line Margin (dB) Read Level Ant Factor Cable Loss Preamp Factor APos TPos Remark MHz dBuV/m dBuV/m dBuV dB/m dB dB cm deg 1 2485.60 40.01 54.00 -13.99 31.76 32.47 7.88 32.10 320 201 AVERAGE	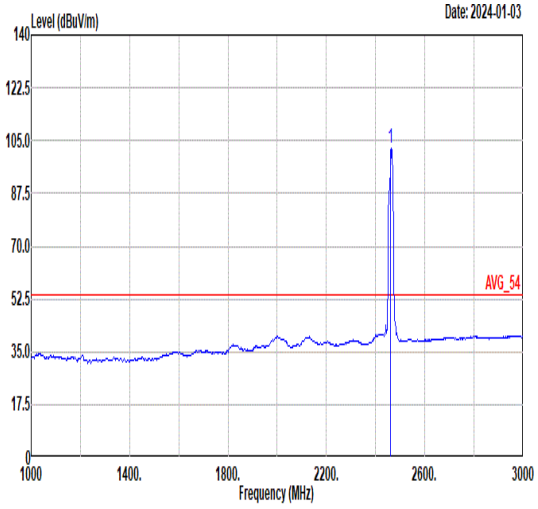 Freq Level Limit Line Margin (dB) Read Level Ant Factor Cable Loss Preamp Factor APos TPos Remark MHz dBuV/m dBuV/m dBuV dB/m dB dB cm deg 1 2462.00 102.38 ------ ------ 94.19 32.42 7.86 32.09 320 201 AVERAGE

Mode	29
	LF
	2400-2483.5_802.11ax HE40_CH09_2452MHz
ANT	CDD 1+2

Pol.	Horizontal	Vertical
QP/ Peak	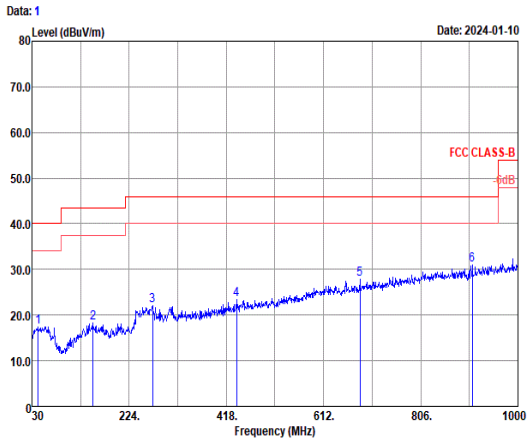	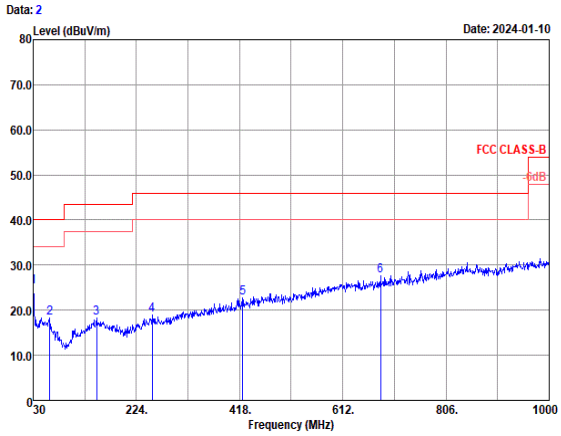

	Freq	Level	Over Limit	Limit Line	Read Level	Antenna Factor	Cable Loss	Preamp Factor	A/Pos	T/Pos	Remark
	MHz	dBuV/m	dB	dBuV/m	dBuV	dB/m	dB	dB	cm	deg	
1	42.610	17.36	-22.64	40.00	31.31	19.48	1.50	34.93	---	---	Peak
2	152.220	18.32	-25.18	43.50	31.82	18.86	2.34	34.70	---	---	Peak
3	270.560	22.09	-23.91	46.00	35.45	18.21	3.09	34.66	---	---	Peak
4	438.370	23.46	-22.54	46.00	32.09	22.44	3.43	34.50	---	---	Peak
5	684.750	27.75	-18.25	46.00	31.62	26.84	3.72	34.43	---	---	Peak
6	908.820	31.03	-14.97	46.00	32.06	28.83	4.44	34.30	---	---	Peak

	Freq	Level	Over Limit	Limit Line	Read Level	Antenna Factor	Cable Loss	Preamp Factor	A/Pos	T/Pos	Remark
	MHz	dBuV/m	dB	dBuV/m	dBuV	dB/m	dB	dB	cm	deg	
1	30.000	25.08	-14.92	40.00	41.01	17.56	1.21	34.70	---	---	Peak
2	61.040	18.34	-21.66	40.00	32.81	18.66	1.76	34.89	---	---	Peak
3	149.310	18.22	-25.28	43.50	31.70	18.90	2.32	34.70	---	---	Peak
4	254.070	18.85	-27.15	46.00	32.82	17.69	3.03	34.69	---	---	Peak
5	423.820	22.76	-23.24	46.00	31.82	22.05	3.39	34.50	---	---	Peak
6	682.810	27.56	-18.44	46.00	31.46	26.81	3.72	34.43	---	---	Peak

Appendix D. Duty Cycle Plots

Band	Duty Cycle(%)	T(ms)	1/T(kHz)	VBW Setting
802.11b-Ant1	98.51	-	-	10Hz
802.11b-Ant2	98.53	-	-	10Hz
802.11g-Ant1	99.05	-	-	10Hz
802.11g-Ant2	99.06	-	-	10Hz
802.11ax HE20-Ant1	99.63	-	-	10Hz
802.11ax HE20-Ant2	99.63	-	-	10Hz
802.11ax HE40-Ant1	99.63	-	-	10Hz
802.11ax HE40-Ant2	99.81	-	-	10Hz
802.11be EHT20-Ant1	99.81	-	-	10Hz
802.11be EHT20-Ant2	99.63	-	-	10Hz
802.11be EHT40-Ant1	99.81	-	-	10Hz
802.11be EHT40-Ant2	99.63	-	-	10Hz

802.11b-Ant1

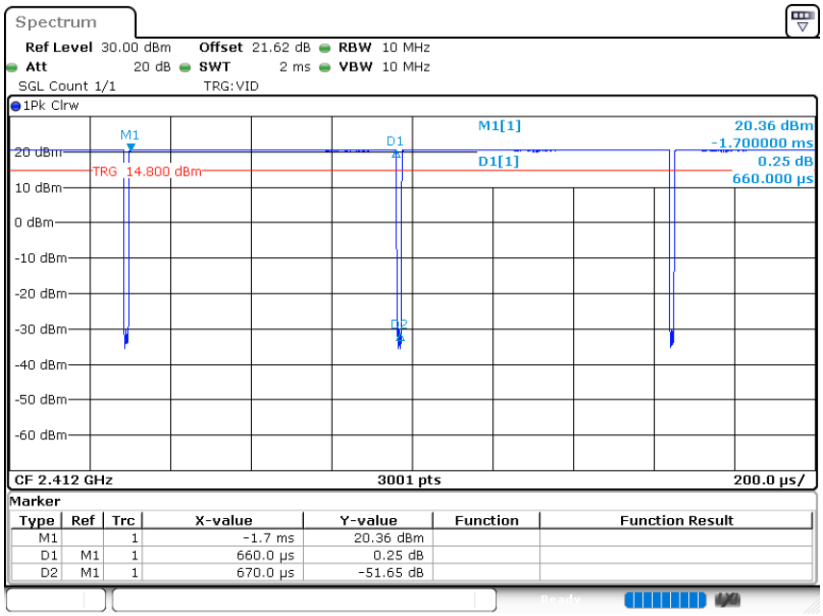

802.11b-Ant2

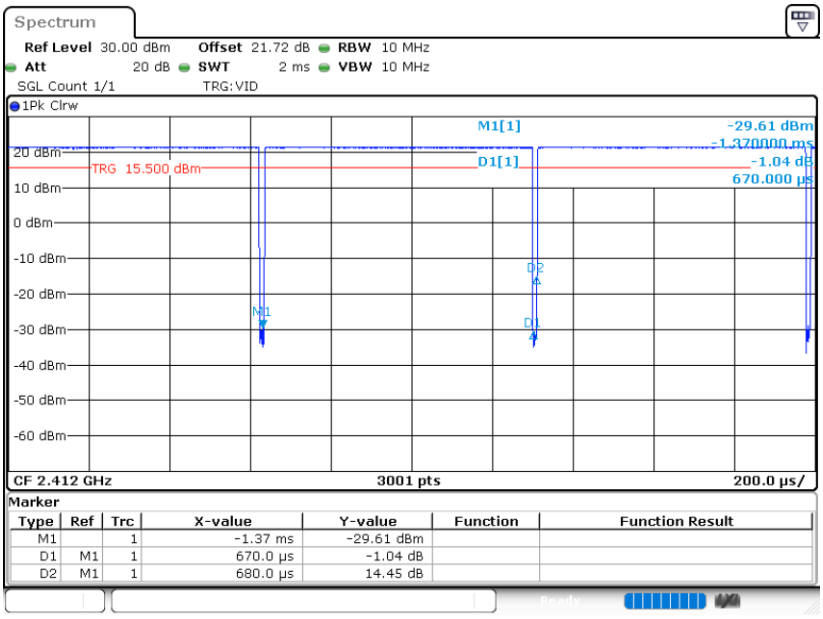

802.11g-Ant1

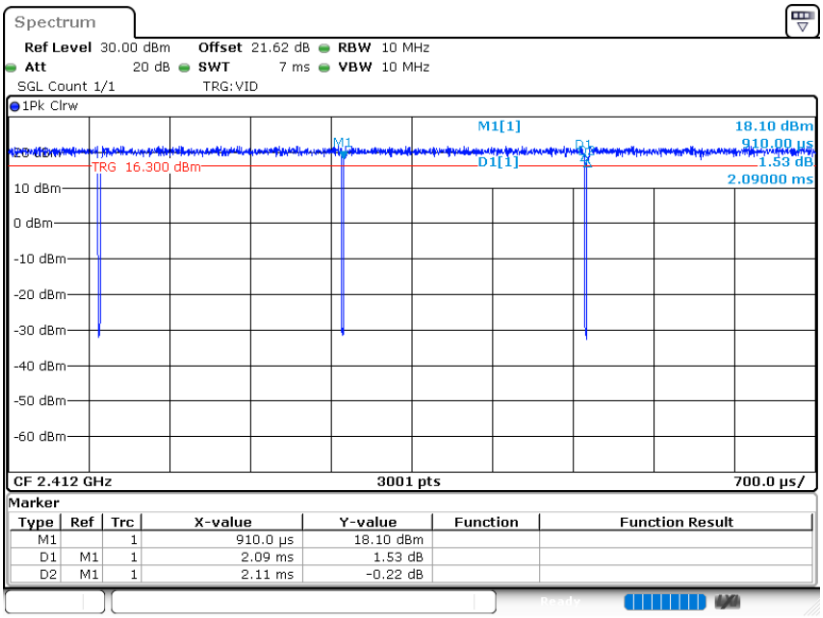

802.11g-Ant2

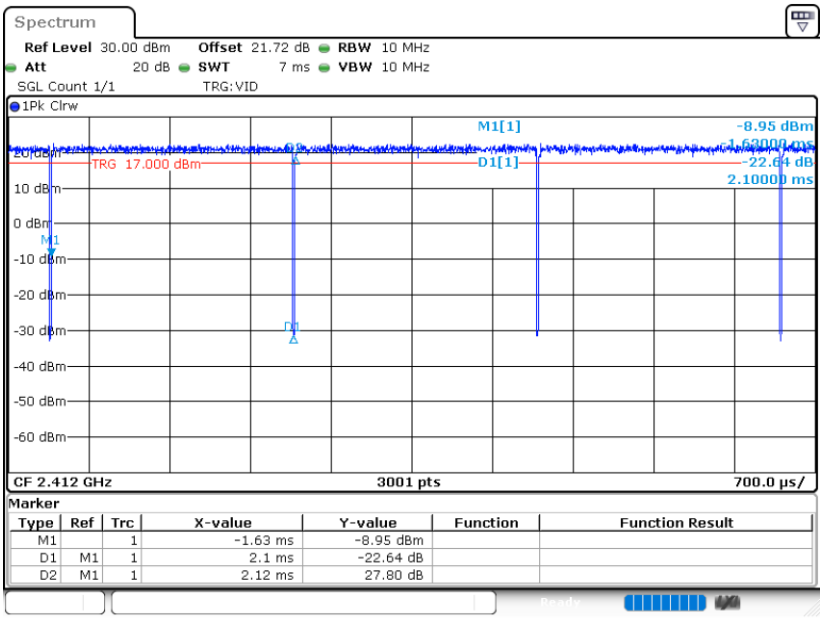

802.11ax HE20-Ant1

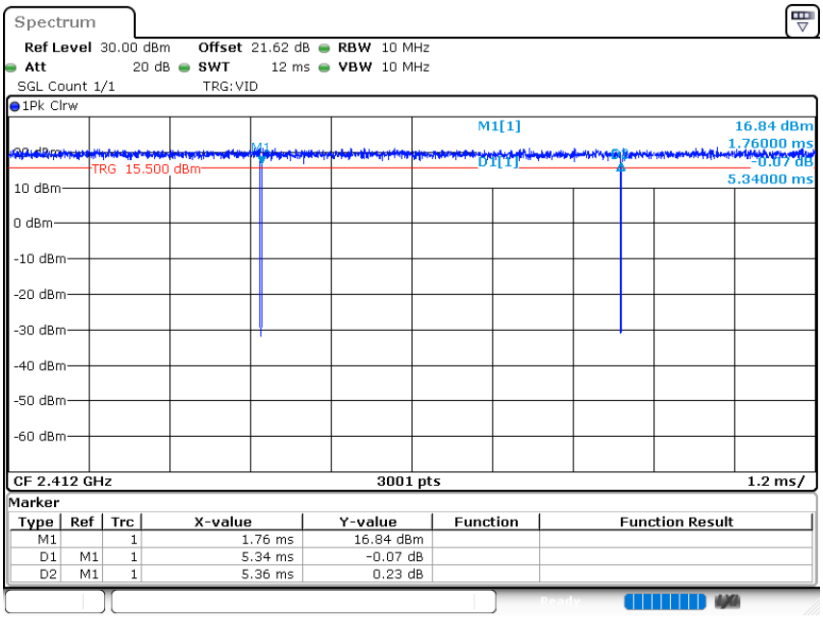

802.11ax HE20-Ant2

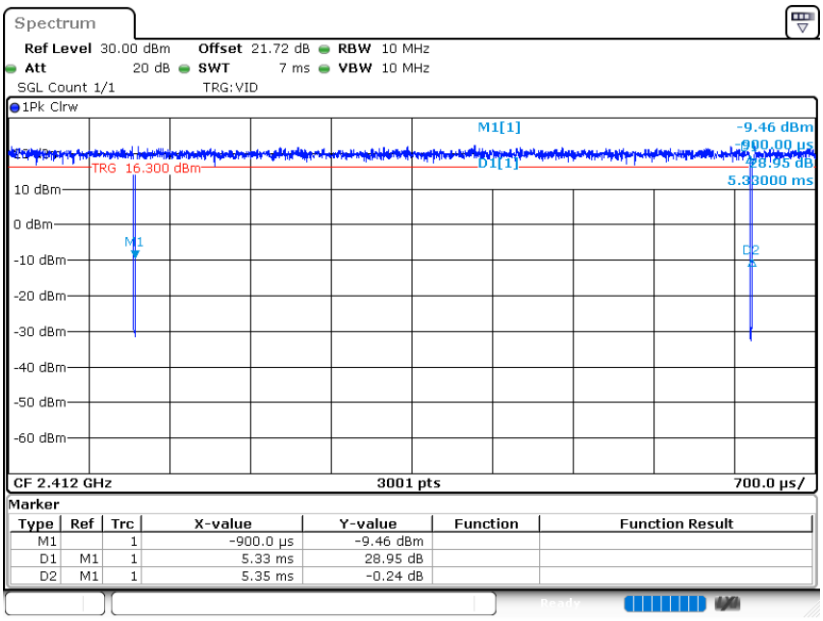

802.11ax HE40-Ant1

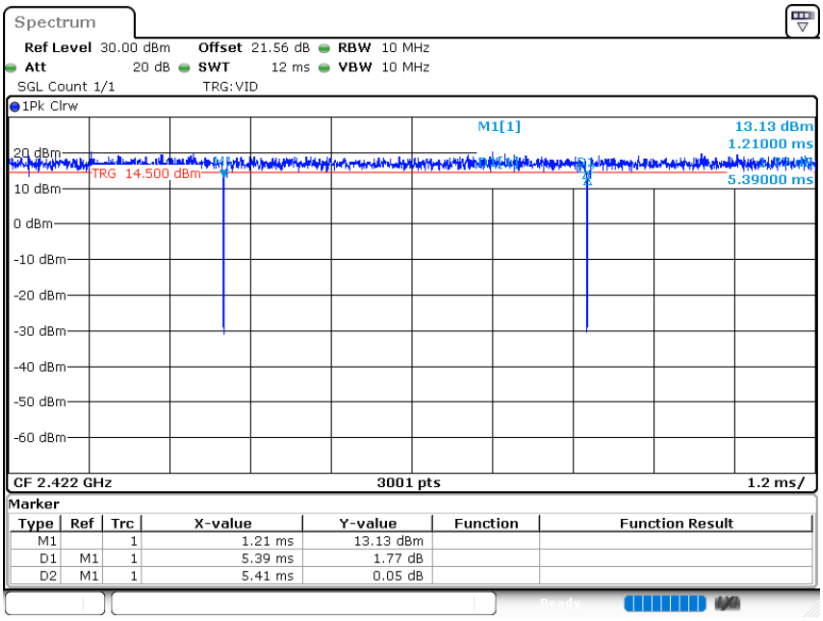

802.11ax HE40-Ant2

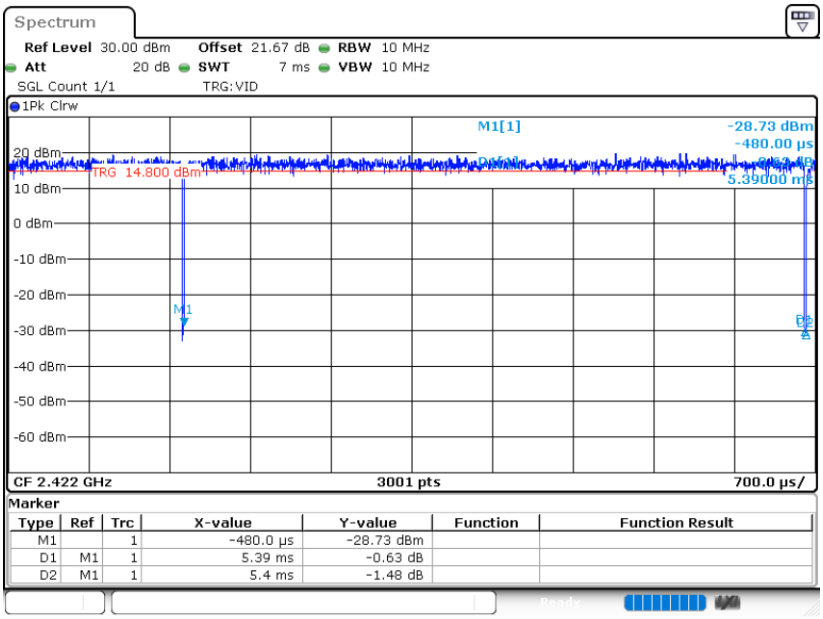

802.11be EHT20-Ant1

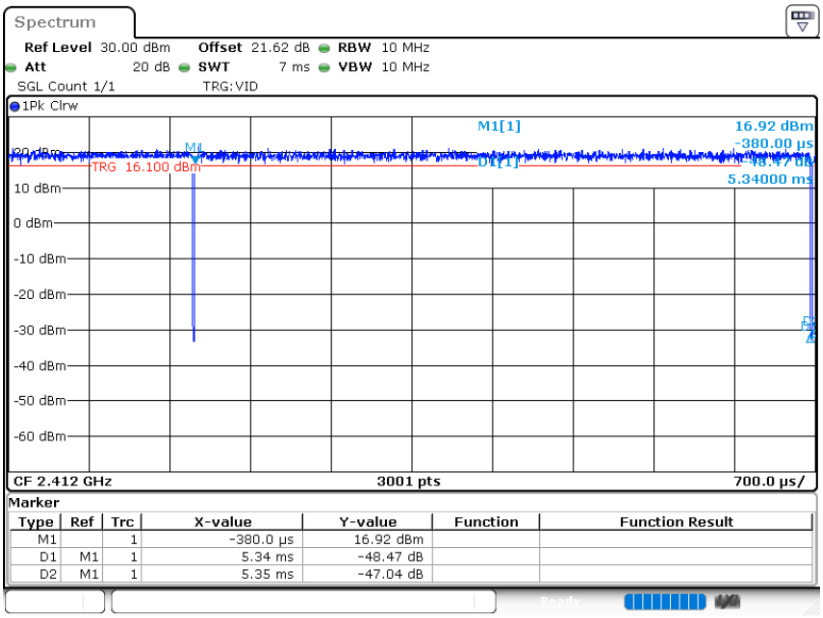

802.11be EHT20-Ant2

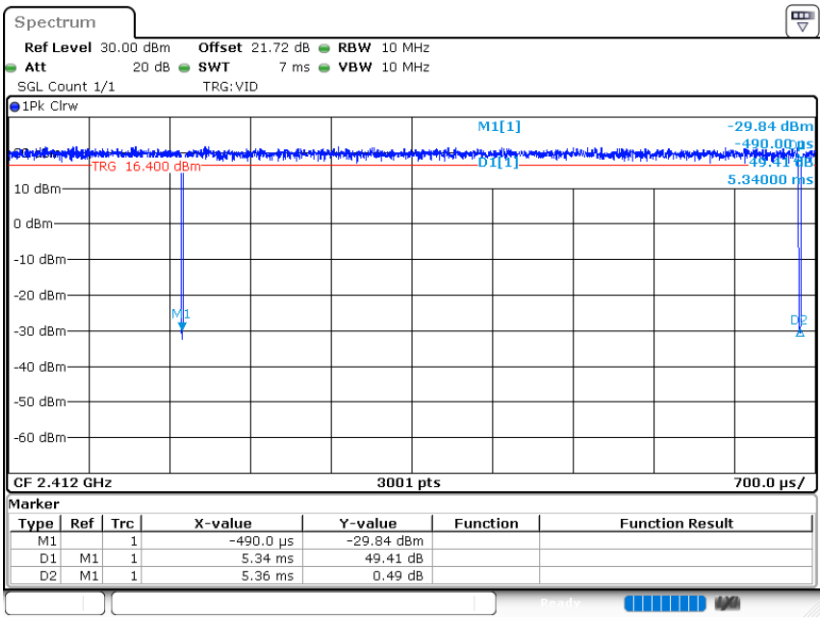

802.11be EHT40-Ant1

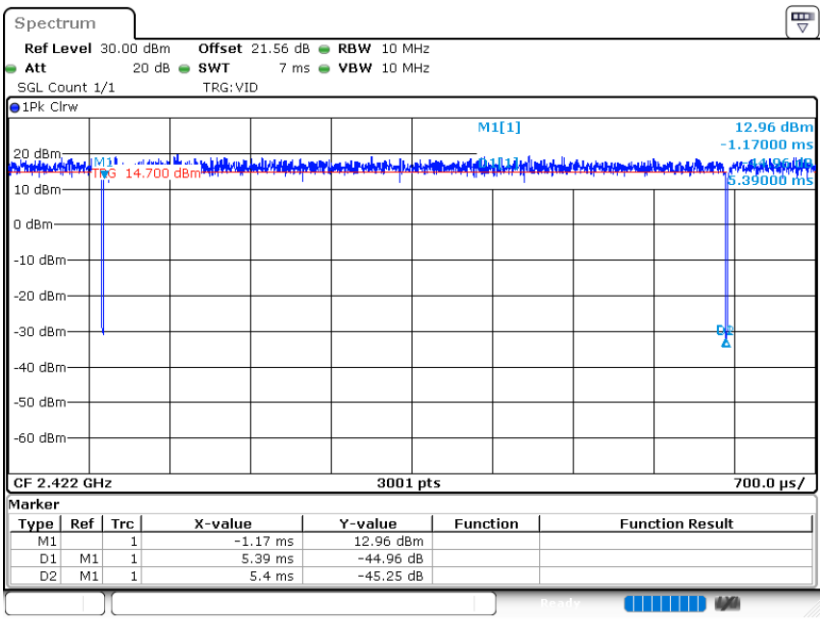
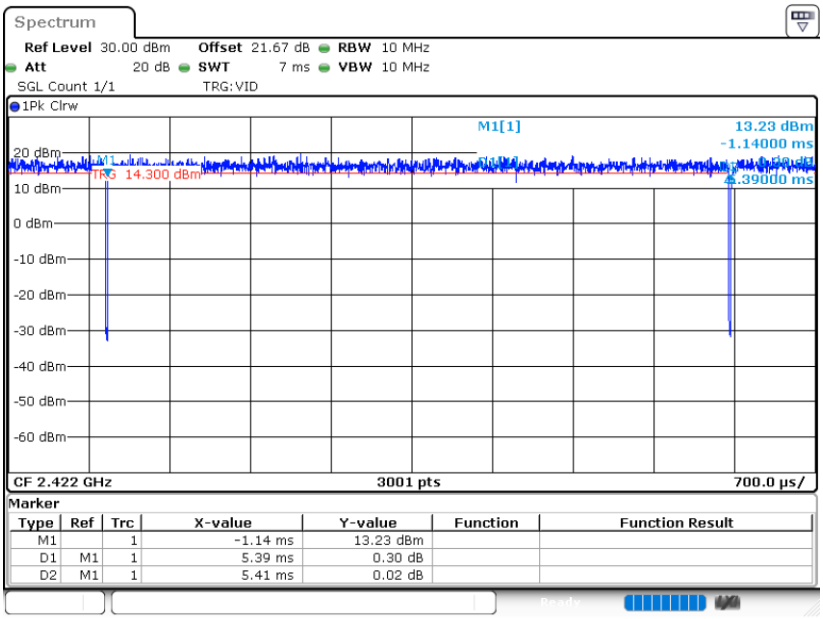
802.11be EHT40-Ant2