



# Birdfy

## Birdfy Feeder Bamboo User Manual


ES

EN

IT

FR

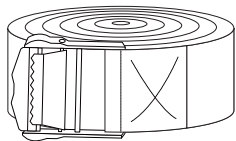
DE




# Catalog

What's in the Box	1-4
Camera Charging	5-6
How to Turn on & off the Camera	7-8
Read Before Installing	9-12
Cleaning Your Birdfy Feeder Bamboo	13-16
AI Bird Identification	17-18
Frequently Asked Questions	19-23

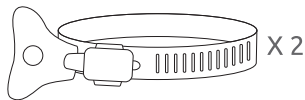
# What's in the Box



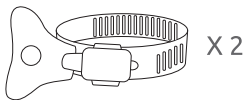
Black strap



Feeder & camera



Hose clips (large)



Hose clips (small)



X 4

Screws for mounting on wood



X 4

Screws for mounting on concrete

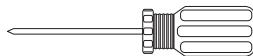


X 2

Screws for the extension perch



Ejector pin



Screwdriver



X 4

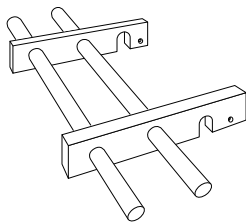
Anchors



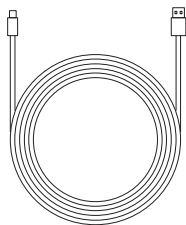
User Manual



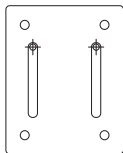
Quick Guide



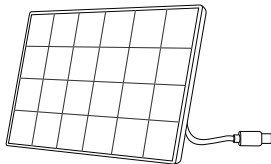
Extension perch



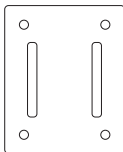
Type-C charging cable



Drilling template  
B h h bl



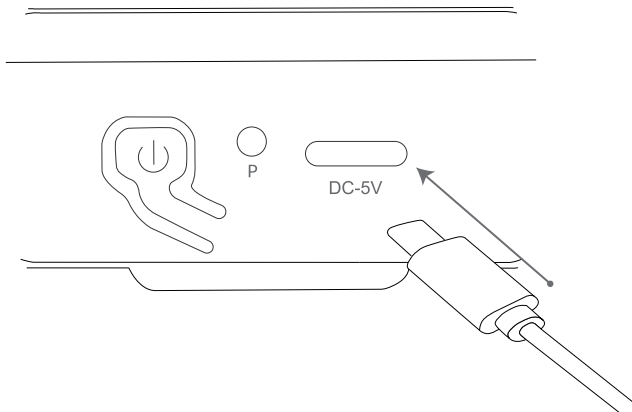
Solar panel + installation package  
S l d l l t ll ti k t



Hanging bracket

\*Please note that if you have purchased the no-solar bundle, the package will not include a solar panel.

# Camera Charging



The camera does not come fully charged due to safety regulations. Before using it for the first time, please charge it for 14 hours with the charging cable inside the box (DC5V / 1A).

Status light is solid yellow: charging

Status light is solid green: fully charged

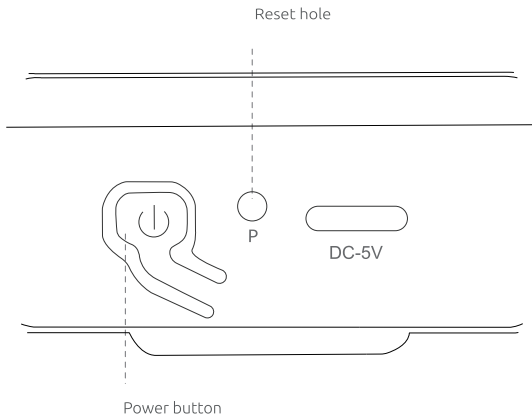
Aus Sicherheitsgründen wird die Kamera nicht vollständig aufgeladen geliefert.  
Bevor Sie es zum ersten Mal verwenden, laden Sie es bitte 14 Stunden lang mit dem Ladekabel in der Box auf (DC5V / 1A).

Die Statusleuchte leuchtet durchgehend gelb: Laden

Die Statusleuchte leuchtet durchgehend grün: vollständig aufgeladen



# How to Turn on & off the Camera



Long press the power button at the top of the camera to turn it on/off.

# Read Before Installing

1. Keep Birdfy Feeder Bamboo and all accessories out of the reach of children and pets.

2. Make sure the camera is fully charged (DC5V / 1A).

3. Working temperature: -10°C to 50°C (14°F to 122°F)

Working relative humidity: 0-95%

4. Please avoid exposing the camera lens to direct sunlight.

5. The camera has an IP66 waterproof rating, which allows it to function properly in rainy or snowy conditions. However, it should not be submerged in water.

Notes:

1. Birdfy Feeder Bamboo only works with 2.4GHz Wi-Fi.

2. Strong light may interfere with the device's ability to scan QR codes.

3. Avoid placing the device behind furniture or near a microwave oven. Please try to keep it in the range of your Wi-Fi signal.

This radio transmitter IC:29263-NI8401 has been approved by Innovation, Science and Economic Development Canada to operate with the antenna types listed below, with the maximum permissible gain indicated. Antenna types not included in this list that have a gain greater than the maximum gain indicated for any type listed are strictly prohibited for use with this device.

the antenna type is external antenna, the Maximum gain is 5.42 dBi, the impedance is 50Ω.

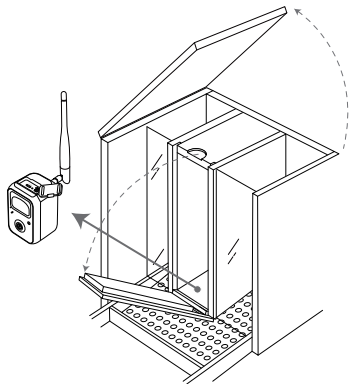
# Cleaning Your Birdfy Feeder Bamboo

To clean your bird feeder, follow these steps:

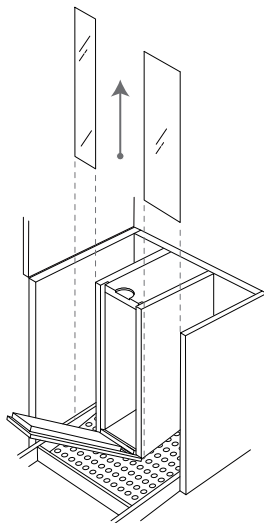
1. Open the camera compartment cover and remove the camera.
2. Remove the two acrylic panels.
3. Push up the metal mesh from the bottom of the feeder and pull it out.
4. Use a brush and soapy water to clean out any debris or clumped matter.
5. Rinse and dry the feeder thoroughly.

***Please note that bleach should not be used.***

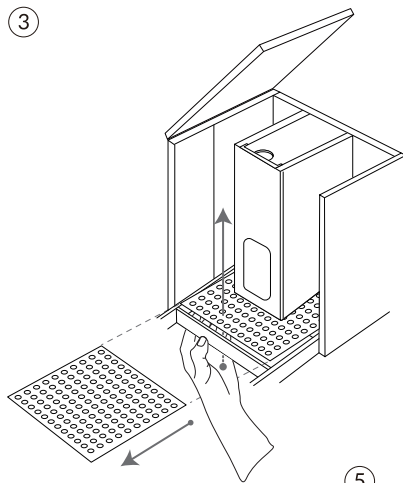
①



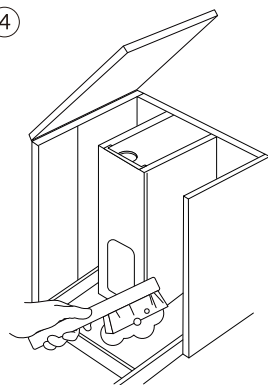
②



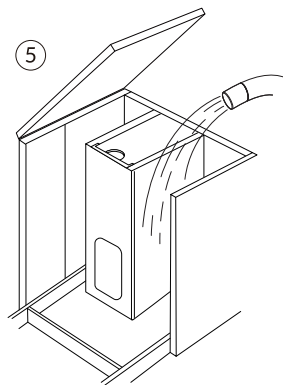
3



4



5



# AI Bird Identification

If you bought the Birdfy Feeder Bamboo AI, this feature is included and activated automatically, without any additional cost.

If you have the Birdfy Feeder Bamboo Lite, you need to subscribe to access this feature.

With AI Bird Identification, you can find out in real-time which bird species are visiting your feeder.

Learn more on [my.birdfy.com](https://my.birdfy.com)

## FCC Statement

Notes: This equipment has been tested and found to comply with the limits for a Class B digital device, pursuant to part 15 of the FCC Rules. These limits are designed to provide reasonable protection against harmful interference in a residential installation. This equipment generates, uses and can radiate radio frequency energy and, if not installed and used in accordance with the instructions, may cause harmful interference to radio communications. However, there is no guarantee that interference will not occur in a particular installation. If this equipment does cause harmful interference to radio or television reception, which can be determined by turning the equipment off and on, the user is encouraged to try to correct the interference by one or more of the following measures:

- Reorient or relocate the receiving antenna.
- Increase the separation between the equipment and receiver.
- Connect the equipment into an outlet on a circuit different from that to which the receiver is connected.
- Consult the dealer or an experienced radio/TV technician for help.

This device complies with part 15 of the FCC Rules. Operation is subject to the following two conditions: (1) This device may not cause harmful interference, and (2) this device must accept any interference received, including interference that may cause undesired operation.

Any changes or modifications not expressly approved by the party responsible for compliance could void the user's authority to operate the equipment.

This equipment complies with FCC radiation exposure limits set forth for an uncontrolled environment. This equipment should be installed and operated with minimum distance 20cm between the radiator & your body.

## IC Statement

This device contains license-exempt transmitter(s)/receiver(s) that comply with Innovation, Science and Economic Development Canada's (ISED) license-exempt RSS(s). Operation is subject to the following two conditions: (1) this device must not cause interference, and (2) this device must accept any interference, including interference that may cause undesired operation of the device.

1. This device may not cause interference.
2. This device must accept any interference, including interference that may cause undesired operation of the device.

L'Appareil/le récepteur exempt de licence contient une ou plusieurs stations de radio qui sont conformes aux CEM d'Innovation, Science et Développement Économique Canada (ISED). L'exploitation est soumise aux deux conditions suivantes:

1. L'appareil ne doit pas produire de brouillage.
2. L'appareil doit accepter tout brouillage radioélectrique subi, même si le brouillage est susceptible d'en compromettre le fonctionnement.

This equipment complies with IC radiation exposure limits set forth for an uncontrolled environment. This transmitter must not be co-located or operating in conjunction with any other antenna or transmitter. This equipment should be installed and operated with a minimum distance of 20cm between the radiator and your body.

Cet Équipement respecte des limites d'exposition au rayonnement IC établies pour un environnement non contrôlé. Cet Appareil ne doit pas être installé en conjonction avec une autre antenne ou un autre émetteur. Cet Appareil doit être installé et utilisé à une distance minimale de 20cm entre le radiateur et votre corps.

# Frequently Asked Questions

## **Q1: What are the advantages of Birdfy Feeder Bamboo?**

A1: Birdfy Feeder Bamboo is made of FSC-certified, eco-friendly materials. This helps reduce the release of harmful chemicals and benefits the health of both humans and birds. In addition, the bamboo bird feeder blends in well with the natural environment, adding more natural beauty to your garden.

## **Q2: What Wi-Fi does Birdfy Feeder Bamboo support and how far can it reach?**

A2: Birdfy Feeder Bamboo supports 2.4GHz Wi-Fi. It can be placed up to 100 meters away from the Wi-Fi router, provided there are no obstacles between them.

## **Q3: Does it support SD/TF cards?**

A3: No, Birdfy Feeder Bamboo does not support SD/TF cards as we provide 30-day free cloud storage. You don't need to spend extra money on a TF card and can conveniently view bird photos and videos.

## **Q4: Can multiple users connect to Birdfy Feeder Bamboo?**

A4: Yes, you can share the camera with your friends and family members. However, one camera can only be owned by one account.

## **Q5: How to maintain Birdfy Feeder Bamboo?**

A5: To maintain Birdfy Feeder Bamboo, regularly clean both the interior and exterior parts, and avoid using bird food with small particles. Specific maintenance methods can be found in the cleaning section of this manual or by contacting customer service.



## Contact us at:

---



[support@birdfy.com](mailto:support@birdfy.com)



In-App Chat



1(886)749-0567  
Mon-Fri, 9am-5pm, PST



@Birdfy by Netvue



@netvuebirdfy

[www.birdfy.com](http://www.birdfy.com)  
© Netvue Inc.