



USED AA BATTERY(NOT INCL.)

Use instruction

- Thank you for choosing our toy R/C car. To ensure correct and pleasing operations, please read through the following use instruction and have enough understanding of the product before use.

CAUTION:

BATTERY OPERATED PRODUCT

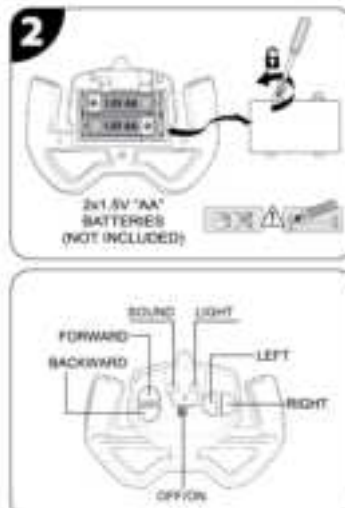
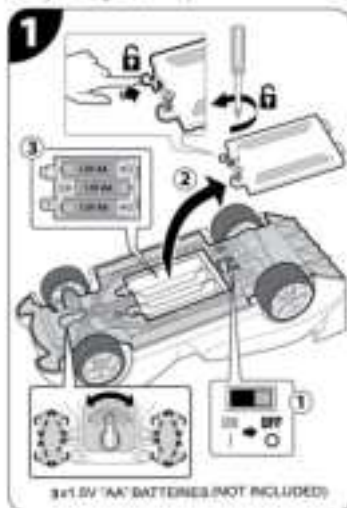
Not recommended for children under 6 years of age. As with all electric products, precautions should be observed during handling and use to prevent electric shock.

How To Insert the Battery

1. Turn the two switches located on both the car and the controller to the "OFF" position.
2. According to the arrowhead what shown, to open the battery cover.
3. Insert the batteries follow the picture.
4. Close the battery compartment.

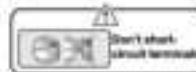
How To Play

1. Turn the two switches located on both the car and the controller to the "ON" position.
2. Then operate the car.
3. If the car does not run in a straight line, adjust the steering alignment lever located beneath the chassis.
4. When your R/C model car begins to lose performance, power or function, it may be time to recharge the rechargeable battery or change new battery!



Battery safety information

1. Don't short-circuit terminals.
2. Don't recharge non-rechargeable batteries.
3. Rechargeable batteries may only be charged under the supervision of an adult.
4. Remove all batteries if vehicle will not be used for a long period of time.
5. Dispose of batteries safely. Don't dispose of batteries in fire as they may explode.
6. The battery charger used should be regularly examined for damage to the cord, plug, enclosure and other parts. In the event of damage do not use it until it has been repaired.
7. Exhausted batteries are to be removed from the toy.
8. Keep these instructions for future reference; they contain important information.
9. Packaging has to be kept since it contains important information.
10. Rechargeable batteries are to be removed from the toy before being charged.



Care and Maintenance

1. Always remove batteries from the toy when it is not being used for a long period of time.
2. Wipe the toy gently with a clean damp cloth.
3. Keep the toy away from direct sunlight and/or direct heat.
4. Do not submerge the toy into water that can damage the electronic assemblies.

GUANGDONG CREATIVE DOUBLE STAR TECHNOLOGY CO., LTD

DOUBLE STAR BUILDING, NORTH OF NANCHENG ROAD, LIAOXIA, CHENGSHAN SHANTOU GUANGDONG, CHINA
Tel: 86-754-85165467 Fax: 86-754-85165467
Web: www.shuangxingtoys.com QQ: 755814861 / 348331803
E-mail: ds1@shuangxingtoys.com



changes or modifications not expressly approved by the party responsible for compliance could void the user's authority to operate the equipment.

This equipment has been tested and found to comply with the limits for a Class B digital device, pursuant to Part 15 of the FCC Rules. These limits are designed to provide reasonable protection against harmful interference in a residential installation. This equipment generates, uses and can radiate radio frequency energy and, if not installed and used in accordance with the instructions, may cause harmful interference to radio communications. However, there is no guarantee that interference will not occur in a particular installation.

If this equipment does cause harmful interference to radio or television reception, which can be determined by turning the equipment off and on, the user is encouraged to try to correct the interference by one or more of the following measures:

- Reorient or relocate the receiving antenna.
- Increase the separation between the equipment and receiver.
- Connect the equipment into an outlet on a circuit different from that to which the receiver is connected.
- Consult the dealer or an experienced radio/TV technician for help.