


Test setup photos of EUT


1. Orthogonal planes of EUT


- The testing was set in the below orthogonal plane and measured.

LF ANT1 & LF ANT2 & LF ANT3: Y-axis



LF ANT4 & LF ANT5: Y-axis





2. Photo of Radiated Spurious Emission Test (Below 1 GHz)

