


SAR REFERENCE DIPOLE CALIBRATION REPORT

Ref: ACR.329.15.21.BES.A

Software	OPENSAR V5
Phantom	SN 13/09 SAM68
Probe	SN 41/18 EPGO333
Liquid	Head Liquid Values: ϵ_{ps} : 36.4 σ : 1.96
Distance between dipole center and liquid	10.0 mm
Area scan resolution	$dx=8mm/dy=8mm$
Zoon Scan Resolution	$dx=5mm/dy=5mm/dz=5mm$
Frequency	2450 MHz
Input power	20 dBm
Liquid Temperature	20 +/- 1 °C
Lab Temperature	20 +/- 1 °C
Lab Humidity	30-70 %

Frequency MHz	1 g SAR (W/kg/W)		10 g SAR (W/kg/W)	
	required	measured	required	measured
300	2.85		1.94	
450	4.58		3.06	
750	8.49		5.55	
835	9.56		6.22	
900	10.9		6.99	
1450	29		16	
1500	30.5		16.8	
1640	34.2		18.4	
1750	36.4		19.3	
1800	38.4		20.1	
1900	39.7		20.5	
1950	40.5		20.9	
2000	41.1		21.1	
2100	43.6		21.9	
2300	48.7		23.3	
2450	52.4	55.16 (5.52)	24	24.15 (2.41)
2600	55.3		24.6	
3000	63.8		25.7	
3300	-		-	
3500	67.1		25	
3700	67.4		24.2	
3900	-		-	
4200	-		-	
4600	-		-	
4900	-		-	

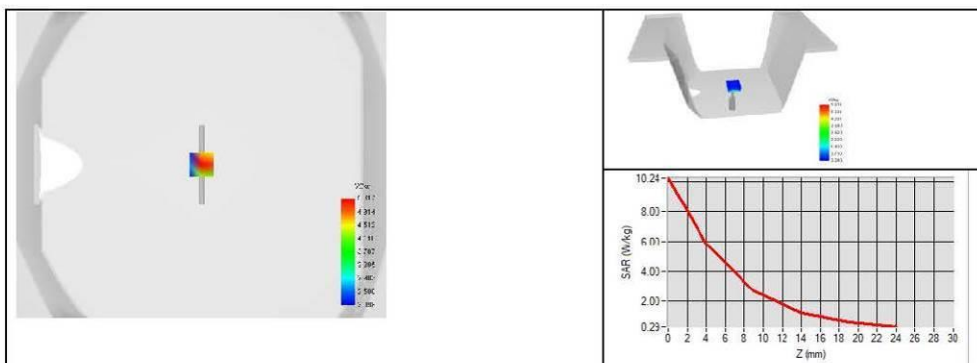
Page: 9/13

Template_ACR.DDD.N.YY.MVGB.ISSUE_SAR Reference Dipole vJ

This document shall not be reproduced, except in full or in part, without the written approval of MVG. The information contained herein is to be used only for the purpose for which it is submitted and is not to be released in whole or part without written approval of MVG.


SAR REFERENCE DIPOLE CALIBRATION REPORT

Ref: ACR.329.15.21.BES.A



Page: 10/13

Template_ACR.DDD.N.YY.MVGB.ISSUE_SAR Reference Dipole vJ

This document shall not be reproduced, except in full or in part, without the written approval of MVG. The information contained herein is to be used only for the purpose for which it is submitted and is not to be released in whole or part without written approval of MVG.



7.3 BODY LIQUID MEASUREMENT

Frequency MHz	Relative permittivity (ϵ_r')		Conductivity (σ) S/m	
	required	measured	required	measured
150	61.9 ± 10 %		0.80 ± 10 %	
300	58.2 ± 10 %		0.92 ± 10 %	
450	56.7 ± 10 %		0.94 ± 10 %	
750	55.5 ± 10 %		0.96 ± 10 %	
835	55.2 ± 10 %		0.97 ± 10 %	
900	55.0 ± 10 %		1.05 ± 10 %	
915	55.0 ± 10 %		1.06 ± 10 %	
1450	54.0 ± 10 %		1.30 ± 10 %	
1610	53.8 ± 10 %		1.40 ± 10 %	
1800	53.3 ± 10 %		1.52 ± 10 %	
1900	53.3 ± 10 %		1.52 ± 10 %	
2000	53.3 ± 10 %		1.52 ± 10 %	
2100	53.2 ± 10 %		1.62 ± 10 %	
2300	52.9 ± 10 %		1.81 ± 10 %	
2450	52.7 ± 10 %	53.4	1.95 ± 10 %	2.14
2600	52.5 ± 10 %		2.16 ± 10 %	
3000	52.0 ± 10 %		2.73 ± 10 %	
3300	51.6 ± 10 %		3.08 ± 10 %	
3500	51.3 ± 10 %		3.31 ± 10 %	
3700	51.0 ± 10 %		3.55 ± 10 %	
3900	50.8 ± 10 %		3.78 ± 10 %	
4200	50.4 ± 10 %		4.13 ± 10 %	
4600	49.8 ± 10 %		4.60 ± 10 %	
4900	49.4 ± 10 %		4.95 ± 10 %	
5200	49.0 ± 10 %		5.30 ± 10 %	
5300	48.9 ± 10 %		5.42 ± 10 %	
5400	48.7 ± 10 %		5.53 ± 10 %	
5500	48.6 ± 10 %		5.65 ± 10 %	
5600	48.5 ± 10 %		5.77 ± 10 %	
5800	48.2 ± 10 %		6.00 ± 10 %	

Page: 11/13

Template: ACR.DDD.N.YY.MVGB.ISSUE_SAR Reference Dipole vJ

This document shall not be reproduced, except in full or in part, without the written approval of MVG. The information contained herein is to be used only for the purpose for which it is submitted and is not to be released in whole or part without written approval of MVG.

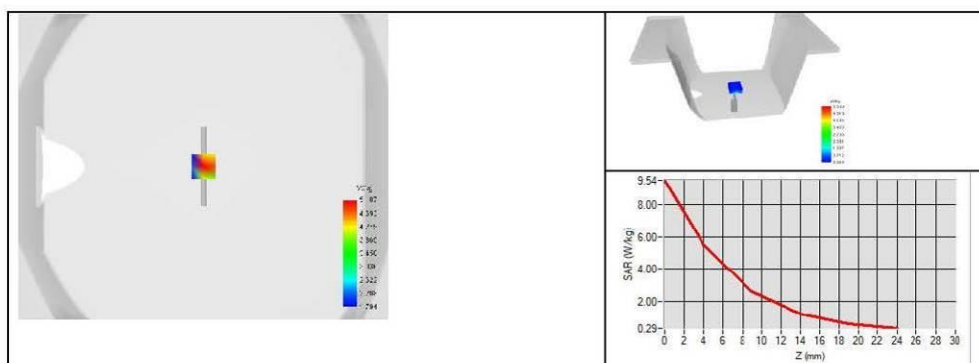

SAR REFERENCE DIPOLE CALIBRATION REPORT

Ref: ACR.329.15.21.BES.A

7.4 SAR MEASUREMENT RESULT WITH BODY LIQUID

Software	OPENSAR V5
Phantom	SN 13/09 SAM68
Probe	SN 41/18 EPG0333
Liquid	Body Liquid Values: ϵ_r : 53.4 σ : 2.14
Distance between dipole center and liquid	10.0 mm
Area scan resolution	$dx=8mm/dy=8mm$
Zoon Scan Resolution	$dx=5mm/dy=5mm/dz=5mm$
Frequency	2450 MHz
Input power	20 dBm
Liquid Temperature	20 +/- 1 °C
Lab Temperature	20 +/- 1 °C
Lab Humidity	30-70 %

Frequency MHz	1 g SAR (W/kg/W)	10 g SAR (W/kg/W)
	measured	measured
2450	52.28 (5.23)	22.68 (2.27)



Page: 12/13

Template_ACR.DDD.N.YY.MVGB.ISSUE SAR Reference Dipole vJ

This document shall not be reproduced, except in full or in part, without the written approval of MVG. The information contained herein is to be used only for the purpose for which it is submitted and is not to be released in whole or part without written approval of MVG.



8 LIST OF EQUIPMENT

Equipment Summary Sheet				
Equipment Description	Manufacturer / Model	Identification No.	Current Calibration Date	Next Calibration Date
SAM Phantom	MVG	SN 13/09 SAM68	Validated. No cal required.	Validated. No cal required.
COMOSAR Test Bench	Version 3	NA	Validated. No cal required.	Validated. No cal required.
Network Analyzer	Rohde & Schwarz ZVM	100203	08/2021	08/2024
Network Analyzer	Agilent 8753ES	MY40003210	10/2022	10/2025
Network Analyzer – Calibration kit	Rohde & Schwarz ZV-Z235	101223	05/2012	05/2025
Network Analyzer – Calibration kit	HP 85033D	3423A08186	06/2021	06/2027
Calipers	Mitutoyo	SN 0009732	10/2022	10/2025
Reference Probe	MVG	SN 41/18 EPG0333	10/2022	10/2025
Multimeter	Keithley 2000	1160271	02/2023	02/2026
Signal Generator	Rohde & Schwarz SMB	106589	04/2022	04/2025
Amplifier	MVG	MODU-023-C-0002	Characterized prior to test. No cal required.	Characterized prior to test. No cal required.
Power Meter	NI-USB 5680	170100013	06/2021	06/2024
Power Meter	Rohde & Schwarz NRVD	832839-056	11/2022	11/2025
Directional Coupler	Krytar 158020	131467	Characterized prior to test. No cal required.	Characterized prior to test. No cal required.
Temperature / Humidity Sensor	Testo 184 H1	44225320	06/2021	06/2024

Page: 13/13

Template_ACR.DDD.N.YY.MVGB.ISSUE_SAR Reference Dipole vJ

This document shall not be reproduced, except in full or in part, without the written approval of MVG. The information contained herein is to be used only for the purpose for which it is submitted and is not to be released in whole or part without written approval of MVG.



SAR Reference Dipole Calibration Report

Ref : ACR.329.17.21.BES.A

SHENZHEN BCTC TECHNOLOGY CO., LTD.
1 ~2/ F, NO. B FACTORY BUILDING, PENGZHOU
INDUSTRIAL PARK, FUYUAN 1ST ROAD, TANGWEI
COMMUNITY, FUHAI STREET, BAO'AN DISTRICT,
SHENZHEN, GUANGDONG, CHINA
MVG COMOSAR
REFERENCE DIPOLE
FREQUENCY: 5200-5800 MHZ
SERIAL NO.: SN 47/21 DIP 5G000-629

Calibrated at MVG
Z.I. de la pointe du diable
Technopôle Brest Iroise – 295 avenue Alexis de Rochon
29280 PLOUZANE - FRANCE

Calibration date: 11/25/2021



Accreditations #2-6789 and #2-6814
Scope available on www.cofrac.fr

The use of the Cofrac brand and the accreditation references is prohibited from any reproduction.

Summary:

This document presents the method and results from an accredited SAR reference dipole calibration performed at MVG, using the COMOSAR test bench. The test results covered by accreditation are traceable to the International System of Units (SI).


SAR REFERENCE DIPOLE CALIBRATION REPORT

Ref: ACR.329.17.21.BES.A

	<i>Name</i>	<i>Function</i>	<i>Date</i>	<i>Signature</i>
<i>Prepared by :</i>	Jérôme Luc	Technical Manager	11/25/2021	<i>JS</i>
<i>Checked by :</i>	Jérôme Luc	Technical Manager	11/25/2021	<i>JS</i>
<i>Approved by :</i>	Yann Toutain	Laboratory Director	11/25/2021	<i>Yann TOUTAIN</i>

2021.11.25
11:58:11 +01'00'

	<i>Customer Name</i>
<i>Distribution :</i>	Shenzhen BCTC Technology Co., Ltd.

<i>Issue</i>	<i>Name</i>	<i>Date</i>	<i>Modifications</i>
A	Jérôme Luc	11/25/2021	Initial release



TABLE OF CONTENTS

1	Introduction.....	4
2	Device Under Test	4
3	Product Description	4
3.1	General Information	4
4	Measurement Method	4
4.1	Return Loss Requirements	5
4.2	Mechanical Requirements	5
5	Measurement Uncertainty	5
5.1	Return Loss	5
5.2	Dimension Measurement	5
5.3	Validation Measurement	5
6	Calibration Measurement Results	6
6.1	Return Loss	6
6.2	Mechanical Dimensions	7
7	Validation measurement	7
7.1	Head Liquid Measurement	7
7.2	Measurement Result	8
7.3	Body Measurement Result	10
8	List of Equipment	13



1 INTRODUCTION

This document contains a summary of the requirements set forth by the IEC/IEEE 62209-1528 and FCC KDB865664 D01 standards for reference dipoles used for SAR measurement system validations and the measurements that were performed to verify that the product complies with the fore mentioned standards.

2 DEVICE UNDER TEST

Device Under Test	
Device Type	COMOSAR 5200-5800 MHz REFERENCE DIPOLE
Manufacturer	MVG
Model	SID5000
Serial Number	SN 47/21 DIP 5G000-629
Product Condition (new / used)	New

3 PRODUCT DESCRIPTION

3.1 GENERAL INFORMATION

MVG's COMOSAR Validation Dipoles are built in accordance to the IEC/IEEE 62209-1528 and FCC KDB865664 D01 standards. The product is designed for use with the COMOSAR test bench only.



Figure 1 – MVG COMOSAR Validation Dipole

Page: 4/13

Template ACR.DDD.N.YY.MVGB.ISSUE SAR Reference Dipole 5GHz vD

This document shall not be reproduced, except in full or in part, without the written approval of MVG. The information contained herein is to be used only for the purpose for which it is submitted and is not to be released in whole or part without written approval of MVG.



4 MEASUREMENT METHOD

The IEC/IEEE 62209-1528 and FCC KDB865664 D01 standards provide requirements for reference dipoles used for system validation measurements. The following measurements were performed to verify that the product complies with the fore mentioned standards.

4.1 RETURN LOSS REQUIREMENTS

The dipole used for SAR system validation measurements and checks must have a return loss of -20 dB or better. The return loss measurement shall be performed against a liquid filled flat phantom, with the phantom constructed as outlined in the fore mentioned standards. A direct method is used with a network analyser and its calibration kit, both with a valid ISO17025 calibration.

4.2 MECHANICAL REQUIREMENTS

The IEC/IEEE 62209-1528 and FCC KDB865664 D01 standards specify the mechanical components and dimensions of the validation dipoles, with the dimension's frequency and phantom shell thickness dependent. The COMOSAR test bench employs a 2 mm phantom shell thickness therefore the dipoles sold for use with the COMOSAR test bench comply with the requirements set forth for a 2 mm phantom shell thickness. A direct method is used with a ISO17025 calibrated caliper.

5 MEASUREMENT UNCERTAINTY

All uncertainties listed below represent an expanded uncertainty expressed at approximately the 95% confidence level using a coverage factor of k=2, traceable to the Internationally Accepted Guides to Measurement Uncertainty.

5.1 RETURN LOSS

The following uncertainties apply to the return loss measurement:

Frequency band	Expanded Uncertainty on Return Loss
400-6000MHz	0.08 LIN

5.2 DIMENSION MEASUREMENT

The following uncertainties apply to the dimension measurements:

Length (mm)	Expanded Uncertainty on Length
0 - 300	0.20 mm

5.3 VALIDATION MEASUREMENT

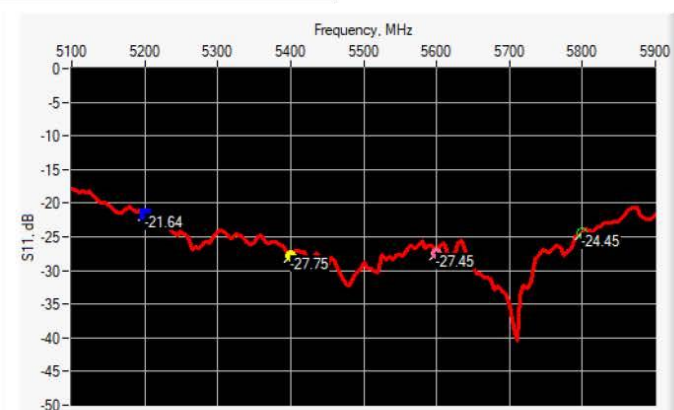
The guidelines outlined in the IEC/IEEE 62209-1528 and FCC KDB865664 D01 standards were followed to generate the measurement uncertainty for validation measurements.

Scan Volume	Expanded Uncertainty
1 g	19 % (SAR)
10 g	19 % (SAR)



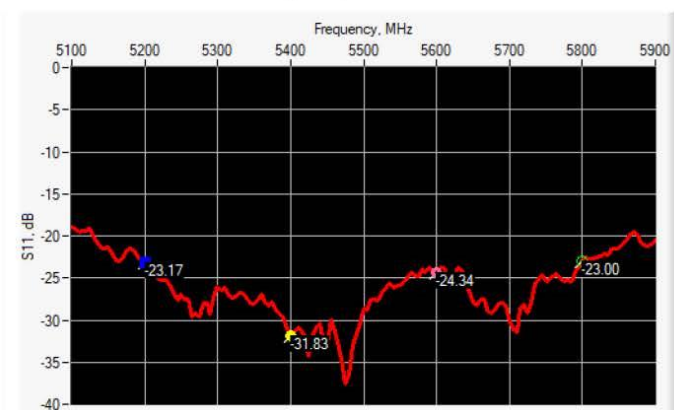
6 CALIBRATION MEASUREMENT RESULTS

6.1 RETURN LOSS IN HEAD LIQUID



Frequency (MHz)	Return Loss (dB)	Requirement (dB)	Impedance
5200	-21.64	-20	$54.48 \Omega - 6.92 j\Omega$
5400	-27.75	-20	$50.97 \Omega + 3.98 j\Omega$
5600	-27.45	-20	$54.05 \Omega + 1.24 j\Omega$
5800	-24.45	-20	$45.31 \Omega + 3.71 j\Omega$

6.2 RETURN LOSS IN BODY LIQUID




SAR REFERENCE DIPOLE CALIBRATION REPORT

Ref: ACR.329.17.21.BES.A

Frequency (MHz)	Return Loss (dB)	Requirement (dB)	Impedance
5200	-23.17	-20	54.03 Ω - 5.62 j Ω
5400	-31.83	-20	51.01 Ω + 2.35 j Ω
5600	-24.34	-20	55.50 Ω + 2.51 j Ω
5800	-23.00	-20	43.65 Ω + 3.06 j Ω

6.3 MECHANICAL DIMENSIONS

Frequency MHz	L mm		h mm		d mm	
	required	measured	required	measured	required	measured
5000 to 6000	20.6 \pm 1 %	20.62	40.3 \pm 1 %	40.45	3.6 \pm 1 %	3.61

7 VALIDATION MEASUREMENT

The IEC/IEEE 62209-1528 and FCC KDB865664 D01 standards state that the system validation measurements must be performed using a reference dipole meeting the fore mentioned return loss and mechanical dimension requirements. The validation measurement must be performed against a liquid filled flat phantom, with the phantom constructed as outlined in the fore mentioned standards. Per the standards, the dipole shall be positioned below the bottom of the phantom, with the dipole length centered and parallel to the longest dimension of the flat phantom, with the top surface of the dipole at the described distance from the bottom surface of the phantom.

7.1 HEAD LIQUID MEASUREMENT

Frequency MHz	Relative permittivity (ϵ_r')		Conductivity (σ) S/m	
	required	measured	required	measured
5000	36.2 \pm 10 %		4.45 \pm 10 %	
5100	36.1 \pm 10 %		4.56 \pm 10 %	
5200	36.0 \pm 10 %	34.44	4.66 \pm 10 %	4.64
5300	35.9 \pm 10 %		4.76 \pm 10 %	
5400	35.8 \pm 10 %	33.63	4.86 \pm 10 %	4.88
5500	35.6 \pm 10 %		4.97 \pm 10 %	
5600	35.5 \pm 10 %	32.80	5.07 \pm 10 %	5.12
5700	35.4 \pm 10 %		5.17 \pm 10 %	
5800	35.3 \pm 10 %	32.63	5.27 \pm 10 %	5.31
5900	35.2 \pm 10 %		5.38 \pm 10 %	
6000	35.1 \pm 10 %		5.48 \pm 10 %	

Page: 7/13

Template ACR.DDD.N.YY.MVGB.ISSUE SAR Reference Dipole 5GHz vD

This document shall not be reproduced, except in full or in part, without the written approval of MVG. The information contained herein is to be used only for the purpose for which it is submitted and is not to be released in whole or part without written approval of MVG.


SAR REFERENCE DIPOLE CALIBRATION REPORT

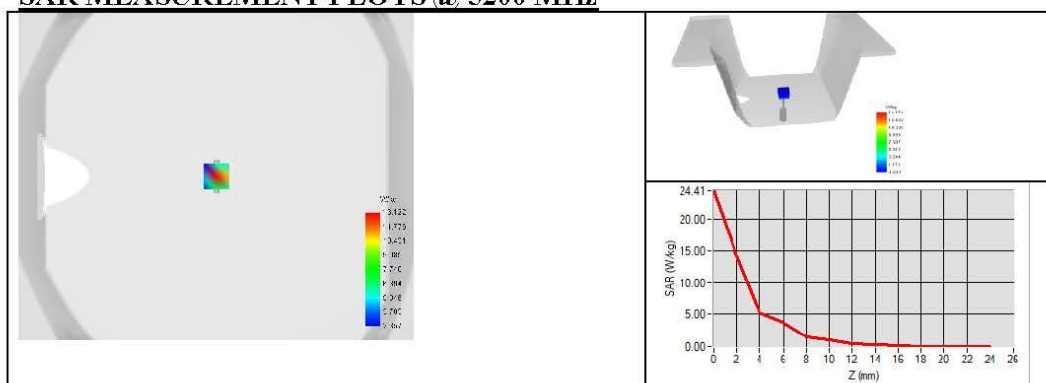
Ref: ACR.329.17.21.BES.A

7.2 SAR MEASUREMENT RESULT WITH HEAD LIQUID

At those frequencies, the target SAR value can not be generic. Hereunder is the target SAR value defined by MVG, within the uncertainty for the system validation. All SAR values are normalized to 1 W net power. In bracket, the measured SAR is given with the used input power.

Software	OPENSAR V5
Phantom	SN 13/09 SAM68
Probe	SN 41/18 EPGO333
Liquid	Head Liquid Values 5200 MHz: eps' :34.44 sigma : 4.64 Head Liquid Values 5400 MHz: eps' :33.63 sigma : 4.88 Head Liquid Values 5600 MHz: eps' :32.80 sigma : 5.12 Head Liquid Values 5800 MHz: eps' :32.63 sigma : 5.31
Distance between dipole and liquid	10 mm
Area scan resolution	dx=8mm/dy=8mm
Zoon Scan Resolution	dx=4mm/dy=4m/dz=2mm
Frequency	5200 MHz 5400 MHz 5600 MHz 5800 MHz
Input power	20 dBm
Liquid Temperature	20 +/- 1 °C
Lab Temperature	20 +/- 1 °C
Lab Humidity	30-70 %

Frequency (MHz)	1 g SAR (W/kg)		10 g SAR (W/kg)	
	required	measured	required	measured
5200	76.50	76.41 (7.64)	21.60	21.86 (2.19)
5400	-	80.52 (8.05)	-	22.91 (2.29)
5600	-	79.08 (7.91)	-	22.73 (2.27)
5800	78.00	76.49 (7.65)	21.90	22.03 (2.20)

SAR MEASUREMENT PLOTS @ 5200 MHz


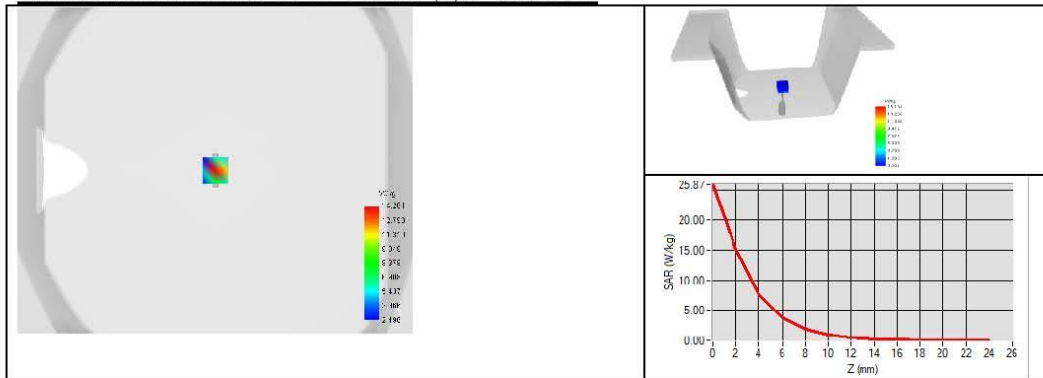
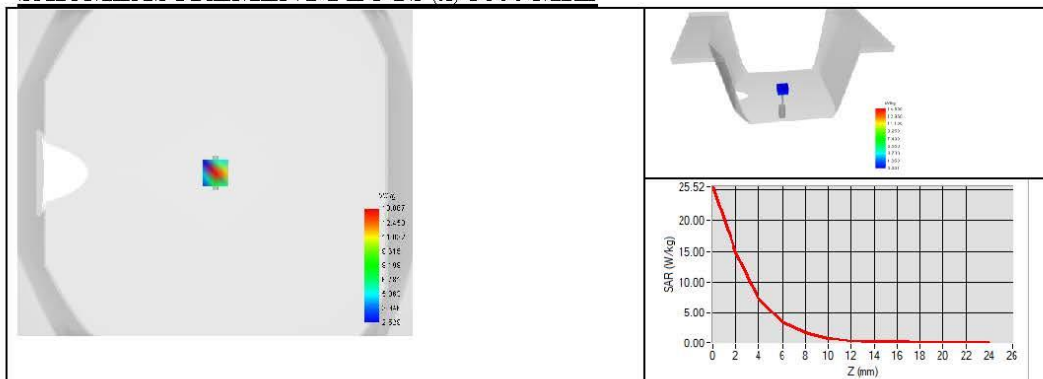
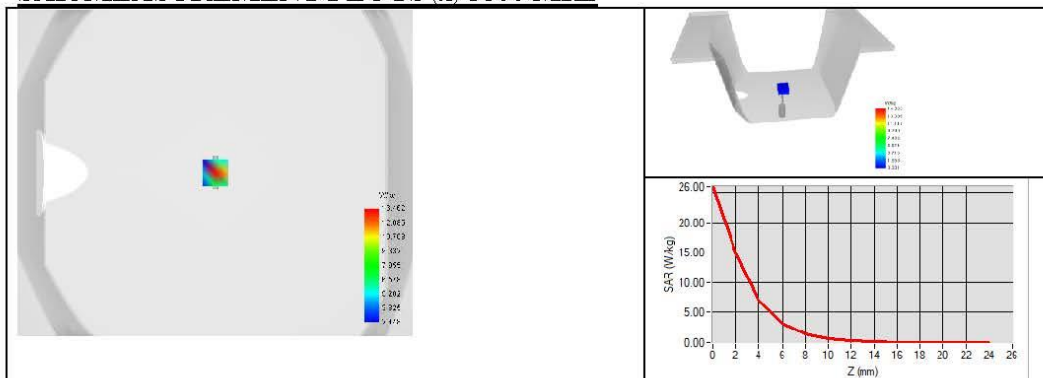
Page: 8/13

Template ACR.DDD.N.YY.MVGB.ISSUE SAR Reference Dipole 5GHz vD

This document shall not be reproduced, except in full or in part, without the written approval of MVG. The information contained herein is to be used only for the purpose for which it is submitted and is not to be released in whole or part without written approval of MVG.


SAR REFERENCE DIPOLE CALIBRATION REPORT

Ref: ACR.329.17.21.BES.A

SAR MEASUREMENT PLOTS @ 5400 MHz

SAR MEASUREMENT PLOTS @ 5600 MHz

SAR MEASUREMENT PLOTS @ 5800 MHz


Page: 9/13

Template ACR.DDD.N.YY.MVGB.ISSUE SAR Reference Dipole 5GHz vD

This document shall not be reproduced, except in full or in part, without the written approval of MVG. The information contained herein is to be used only for the purpose for which it is submitted and is not to be released in whole or part without written approval of MVG.


SAR REFERENCE DIPOLE CALIBRATION REPORT

Ref: ACR.329.17.21.BES.A

7.3 BODY LIQUID MEASUREMENT

Frequency MHz	Relative permittivity (ϵ_r')		Conductivity (σ) S/m	
	required	measured	required	measured
5200	49.0 ± 10 %	45.50	5.30 ± 10 %	5.63
5300	48.9 ± 10 %		5.42 ± 10 %	
5400	48.7 ± 10 %	44.78	5.53 ± 10 %	5.95
5500	48.6 ± 10 %		5.65 ± 10 %	
5600	48.5 ± 10 %	44.85	5.77 ± 10 %	6.26
5800	48.2 ± 10 %	44.45	6.00 ± 10 %	6.58

7.4 SAR MEASUREMENT RESULT WITH BODY LIQUID

Software	OPENSAR V5
Phantom	SN 13/09 SAM68
Probe	SN 41/18 EPG0333
Liquid	Body Liquid Values 5200 MHz: ϵ_r' :45.50 sigma : 5.63 Body Liquid Values 5400 MHz: ϵ_r' :44.78 sigma : 5.95 Body Liquid Values 5600 MHz: ϵ_r' :44.85 sigma : 6.26 Body Liquid Values 5800 MHz: ϵ_r' :44.45 sigma : 6.58
Distance between dipole and liquid	10 mm
Area scan resolution	dx=8mm/dy=8mm
Zoon Scan Resolution	dx=4mm/dy=4m/dz=2mm
Frequency	5200 MHz 5400 MHz 5600 MHz 5800 MHz
Input power	20 dBm
Liquid Temperature	20 +/- 1 °C
Lab Temperature	20 +/- 1 °C
Lab Humidity	30-70 %

Frequency (MHz)	1 g SAR (W/kg) measured	10 g SAR (W/kg) measured
5200	73.02 (7.30)	20.58 (2.06)
5400	77.86 (7.79)	21.85 (2.19)
5600	79.90 (7.99)	22.73 (2.27)
5800	71.90 (7.19)	20.50 (2.05)

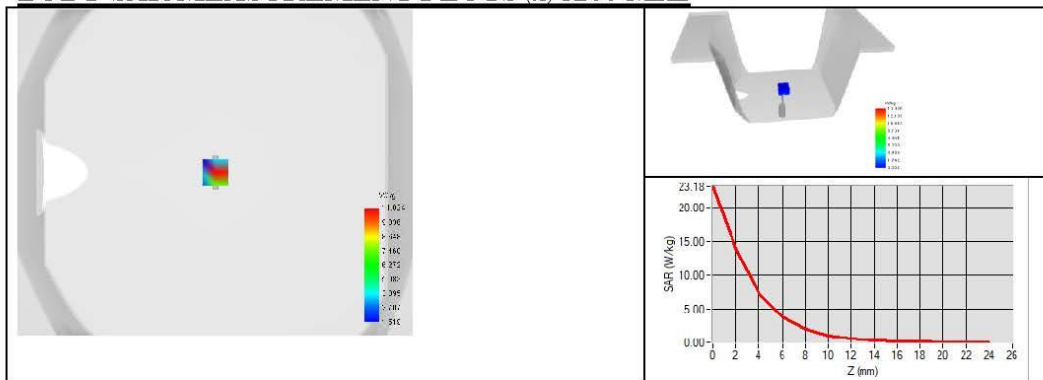
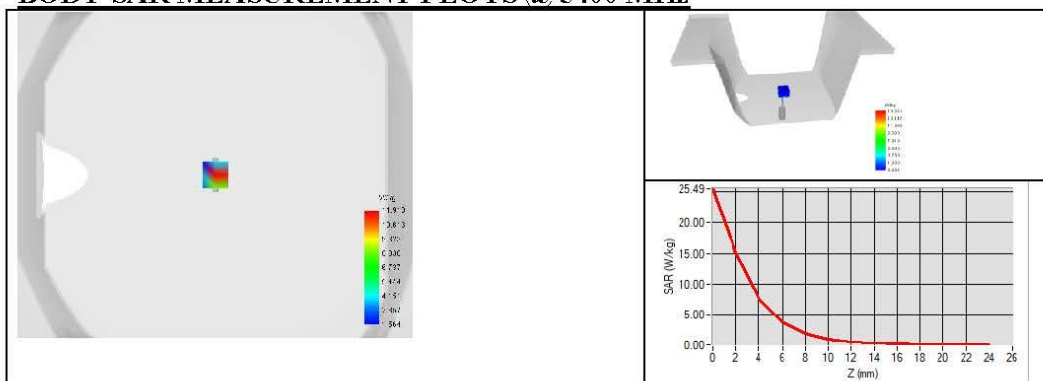
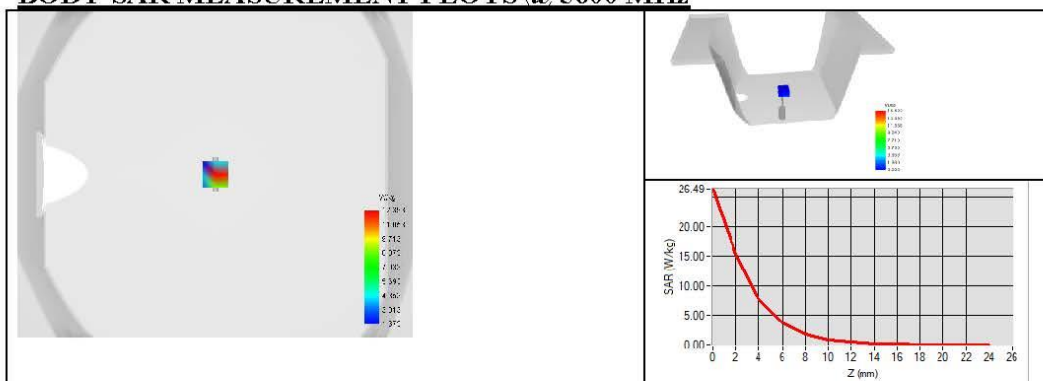
Page: 10/13

Template ACR.DDD.N.YY.MVGB.ISSUE SAR Reference Dipole 5GHz vD

This document shall not be reproduced, except in full or in part, without the written approval of MVG. The information contained herein is to be used only for the purpose for which it is submitted and is not to be released in whole or part without written approval of MVG.


SAR REFERENCE DIPOLE CALIBRATION REPORT

Ref: ACR.329.17.21.BES.A

BODY SAR MEASUREMENT PLOTS @ 5200 MHz

BODY SAR MEASUREMENT PLOTS @ 5400 MHz

BODY SAR MEASUREMENT PLOTS @ 5600 MHz


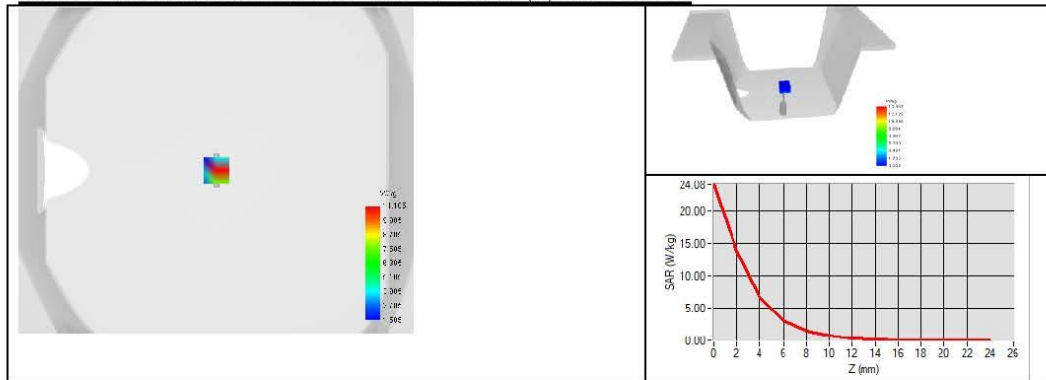
Page: 11/13

Template_ACR.DDD.N.YY.MVGB.ISSUE SAR Reference Dipole 5GHz vD

This document shall not be reproduced, except in full or in part, without the written approval of MVG. The information contained herein is to be used only for the purpose for which it is submitted and is not to be released in whole or part without written approval of MVG.


SAR REFERENCE DIPOLE CALIBRATION REPORT

Ref: ACR.329.17.21.BES.A

BODY SAR MEASUREMENT PLOTS @ 5800 MHz


Page: 12/13

Template ACR.DDD.N.YY.MVGB.ISSUE SAR Reference Dipole 5GHz vD

This document shall not be reproduced, except in full or in part, without the written approval of MVG. The information contained herein is to be used only for the purpose for which it is submitted and is not to be released in whole or part without written approval of MVG.



8 LIST OF EQUIPMENT

Equipment Summary Sheet				
Equipment Description	Manufacturer / Model	Identification No.	Current Calibration Date	Next Calibration Date
SAM Phantom	MVG	SN 13/09 SAM68	Validated. No cal required.	Validated. No cal required.
COMOSAR Test Bench	Version 3	NA	Validated. No cal required.	Validated. No cal required.
Network Analyzer	Rohde & Schwarz ZVM	100203	08/2021	08/2024
Network Analyzer	Agilent 8753ES	MY40003210	10/2022	10/2025
Network Analyzer – Calibration kit	Rohde & Schwarz ZV-Z235	101223	05/2012	05/2025
Network Analyzer – Calibration kit	HP 85033D	3423A08186	06/2021	06/2027
Calipers	Mitutoyo	SN 0009732	10/2022	10/2025
Reference Probe	MVG	SN 41/18 EPG0333	10/2022	10/2025
Multimeter	Keithley 2000	1160271	02/2023	02/2026
Signal Generator	Rohde & Schwarz SMB	106589	04/2022	04/2025
Amplifier	MVG	MODU-023-C-0002	Characterized prior to test. No cal required.	Characterized prior to test. No cal required.
Power Meter	NI-USB 5680	170100013	06/2021	06/2024
Power Meter	Rohde & Schwarz NRVD	832839-056	11/2022	11/2025
Directional Coupler	Krytar 158020	131467	Characterized prior to test. No cal required.	Characterized prior to test. No cal required.
Temperature / Humidity Sensor	Testo 184 H1	44225320	06/2021	06/2024

Page: 13/13

Template_ACR.DDD.N.YY.MVGB.ISSUE_SAR Reference Dipole vJ


This document shall not be reproduced, except in full or in part, without the written approval of MVG. The information contained herein is to be used only for the purpose for which it is submitted and is not to be released in whole or part without written approval of MVG.

17. EUT Photographs

EUT Front View




EUT Back View




18. EUT Test Setup Photographs

Front



Back



Right

STATEMENT

1. The equipment lists are traceable to the national reference standards.
2. The test report can not be partially copied unless prior written approval is issued from our lab.
3. The test report is invalid without the "special seal for inspection and testing".
4. The test report is invalid without the signature of the approver.
5. The test process and test result is only related to the Unit Under Test.
6. Sample information is provided by the client and the laboratory is not responsible for its authenticity.
7. The quality system of our laboratory is in accordance with ISO/IEC17025.
8. If there is any objection to this test report, the client should inform issuing laboratory within 15 days from the date of receiving test report.

Address:

1-2/F., Building B, Pengzhou Industrial Park, No.158, Fuyuan 1st Road, Zhancheng, Fuhai
Subdistrict, Bao'an District, Shenzhen, Guangdong, China

TEL: 400-788-9558

P.C.: 518103

FAX: 0755-33229357

Website: <http://www.chnbctc.com>E-Mail: bctc@bctc-lab.com.cn******* END *******