

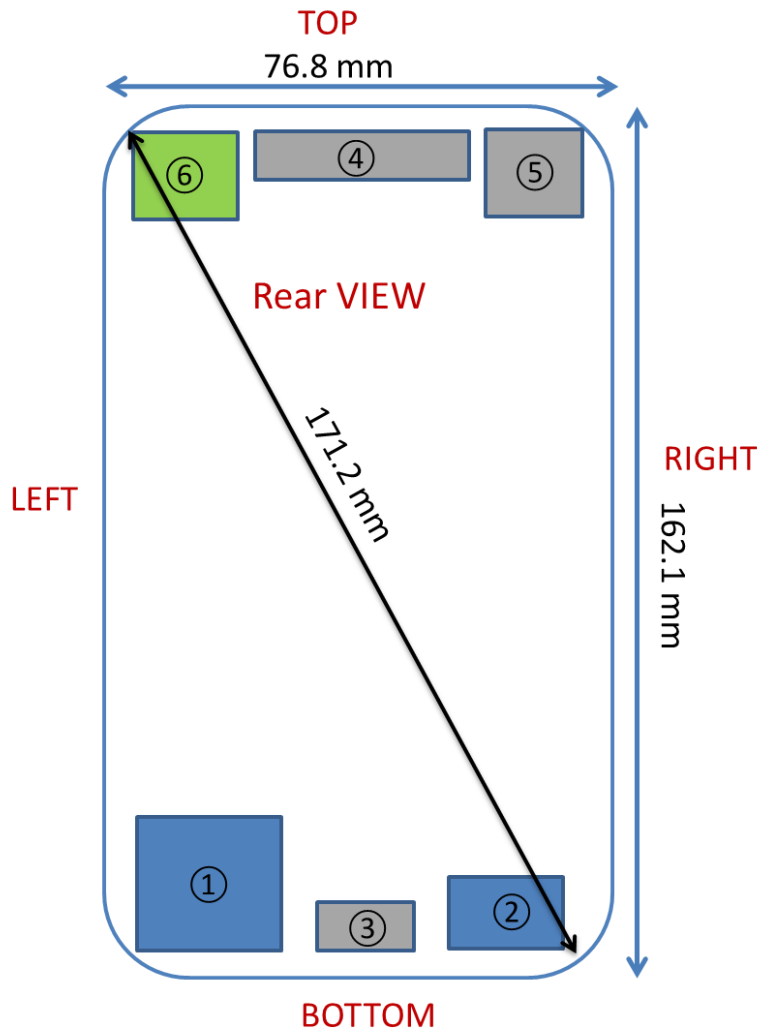


APPENDIX E: DUT ANTENNA DIAGRAM & SAR TEST SETUP PHOTOGRAPHS



FCC ID ZNFQ620WA	 PCTEST ENGINEERING LABORATORY, INC.	SAR EVALUATION REPORT	 LG	Approved by: Quality Manager
Test Dates: 09/16/19 - 10/16/19	DUT Type: Portable Handset			APPENDIX E: Page 1 of 14



- ① Main Band Antenna I Tx/Rx
 - 1. GSM/GPRS/EDGE 850 MHz
 - 2. UMTS Band V
 - 3. LTE Band 5/12/13/17/26/71
 - 4. CDMA/EVDO BC10/BC0
- ② Main Band Antenna II Tx/Rx
 - 1. LTE Band 2/4/7/25/41/66
 - 2. UMTS Band II/IV
 - 3. GSM/GPRS/EDGE 1900 MHz
 - 4. CDMA/EVDO BC1
- ③ Main Band Antenna III Tx/Rx
 - 1. LTE Band 48
- ④ Sub Band Antenna I Rx Only
 - 1. GSM/GPRS/EDGE 850/1900 MHz
 - 2. UMTS Band II/IV/V
 - 3. LTE Band 5/12/13/17/26/71
 - 4. LTE Band 2/4/7/25/66
 - 5. CDMA BC0/BC1/BC10
- ⑤ Sub Band Antenna II Rx Only
 - 1. Non US Band
 - 2. GNSS
- ⑥ Wi-Fi Band Antenna Tx/Rx
 - 1. 2.4 GHz Bluetooth
 - 2. 2.4 GHz Wi-Fi
 - 3. 5 GHz Wi-Fi

Note: Exact antenna dimensions and separation distances are shown in the Technical Descriptions in the FCC Filing.

Figure E-1
DUT Antenna Locations

FCC ID ZNFQ620WA	 PCTEST ENGINEERING LABORATORY, INC.	SAR EVALUATION REPORT		Approved by: Quality Manager
Test Dates: 09/16/19 - 10/16/19	DUT Type: Portable Handset			APPENDIX E: Page 2 of 14

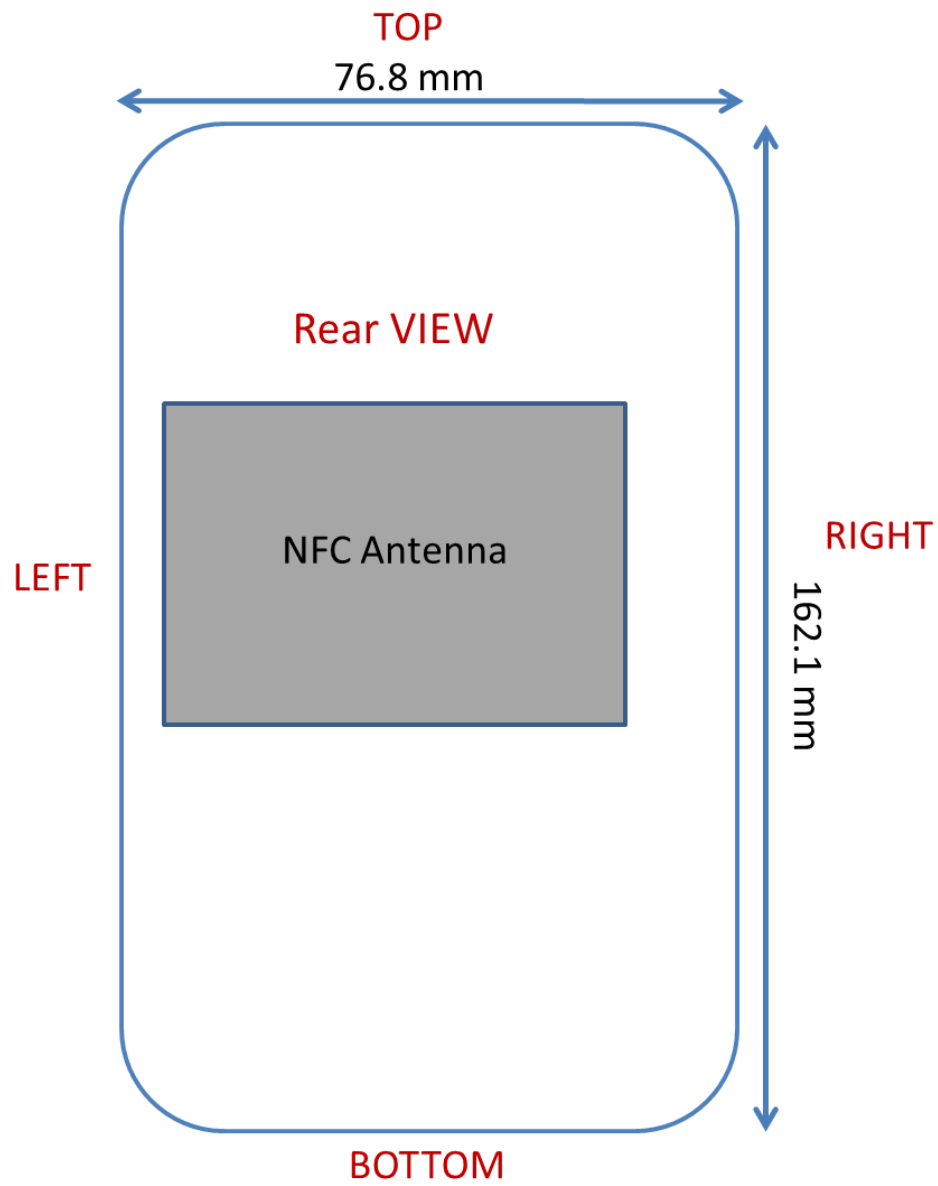





Figure E-2
NFC Antenna Locations



FCC ID ZNFQ620WA		SAR EVALUATION REPORT		Approved by: Quality Manager
Test Dates: 09/16/19 - 10/16/19	DUT Type: Portable Handset			APPENDIX E: Page 3 of 14




SAR Test Setup Photo 1 – Right Cheek




SAR Test Setup Photo 2 – Right Tilt



FCC ID ZNFQ620WA	 PCTEST ENGINEERING LABORATORY, INC.	SAR EVALUATION REPORT	 LG	Approved by: Quality Manager
Test Dates: 09/16/19 - 10/16/19	DUT Type: Portable Handset			APPENDIX E: Page 4 of 14



SAR Test Setup Photo 3 – Left Cheek




SAR Test Setup Photo 4 – Left Tilt



FCC ID ZNFQ620WA		SAR EVALUATION REPORT		Approved by: Quality Manager
Test Dates: 09/16/19 - 10/16/19	DUT Type: Portable Handset			APPENDIX E: Page 5 of 14




SAR Test Setup Photo 5 – Back Side at 10 mm




SAR Test Setup Photo 6 – Back Side at 4 mm



FCC ID ZNFQ620WA	 PCTEST ENGINEERING LABORATORY, INC.	SAR EVALUATION REPORT	 LG	Approved by: Quality Manager
Test Dates: 09/16/19 - 10/16/19	DUT Type: Portable Handset			APPENDIX E: Page 6 of 14




SAR Test Setup Photo 7 – Back Side at 0 mm




SAR Test Setup Photo 8 – Front Side at 10 mm



FCC ID ZNFQ620WA		SAR EVALUATION REPORT		Approved by: Quality Manager
Test Dates: 09/16/19 - 10/16/19	DUT Type: Portable Handset			APPENDIX E: Page 7 of 14




SAR Test Setup Photo 9 – Front Side at 2 mm



SAR Test Setup Photo 10 – Front Side at 0 mm



FCC ID ZNFQ620WA		SAR EVALUATION REPORT		Approved by: Quality Manager
Test Dates: 09/16/19 - 10/16/19	DUT Type: Portable Handset			APPENDIX E: Page 8 of 14



SAR Test Setup Photo 11 – Top Edge at 10 mm




SAR Test Setup Photo 12 – Top Edge at 0 mm



FCC ID ZNFQ620WA		SAR EVALUATION REPORT		Approved by: Quality Manager
Test Dates: 09/16/19 - 10/16/19	DUT Type: Portable Handset			APPENDIX E: Page 9 of 14



SAR Test Setup Photo 13 – Bottom Edge at 10 mm



SAR Test Setup Photo 14 – Bottom Edge at 5 mm



FCC ID ZNFQ620WA		SAR EVALUATION REPORT		Approved by: Quality Manager
Test Dates: 09/16/19 - 10/16/19	DUT Type: Portable Handset			APPENDIX E: Page 10 of 14




SAR Test Setup Photo 15 – Bottom Edge at 0 mm




SAR Test Setup Photo 16 – Right Edge at 10 mm



FCC ID ZNFQ620WA		SAR EVALUATION REPORT		Approved by: Quality Manager
Test Dates: 09/16/19 - 10/16/19	DUT Type: Portable Handset			APPENDIX E: Page 11 of 14




SAR Test Setup Photo 17 – Right Edge at 0 mm





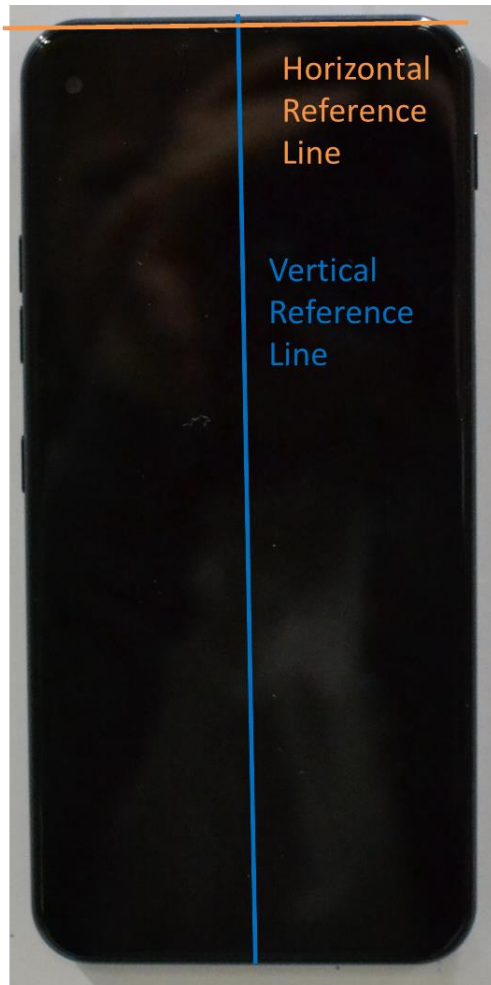
SAR Test Setup Photo 18 – Left Edge at 10 mm

FCC ID ZNFQ620WA		SAR EVALUATION REPORT		Approved by: Quality Manager
Test Dates: 09/16/19 - 10/16/19	DUT Type: Portable Handset			APPENDIX E: Page 12 of 14





SAR Test Setup Photo 19 – Left Edge at 0 mm

FCC ID ZNFQ620WA	 PCTEST ENGINEERING LABORATORY, INC.	SAR EVALUATION REPORT	 LG	Approved by: Quality Manager
Test Dates: 09/16/19 - 10/16/19	DUT Type: Portable Handset			APPENDIX E: Page 13 of 14



SAR Test Setup Photo 20: Horizontal and Vertical Reference Lines

FCC ID ZNFQ620WA	 PCTEST ENGINEERING LABORATORY, INC.	SAR EVALUATION REPORT	 LG	Approved by: Quality Manager
Test Dates: 09/16/19 - 10/16/19	DUT Type: Portable Handset			APPENDIX E: Page 14 of 14