

Plot 7-83. Occupied Bandwidth Plot (Band 7 - 20.0MHz 16-QAM - Full RB Configuration)



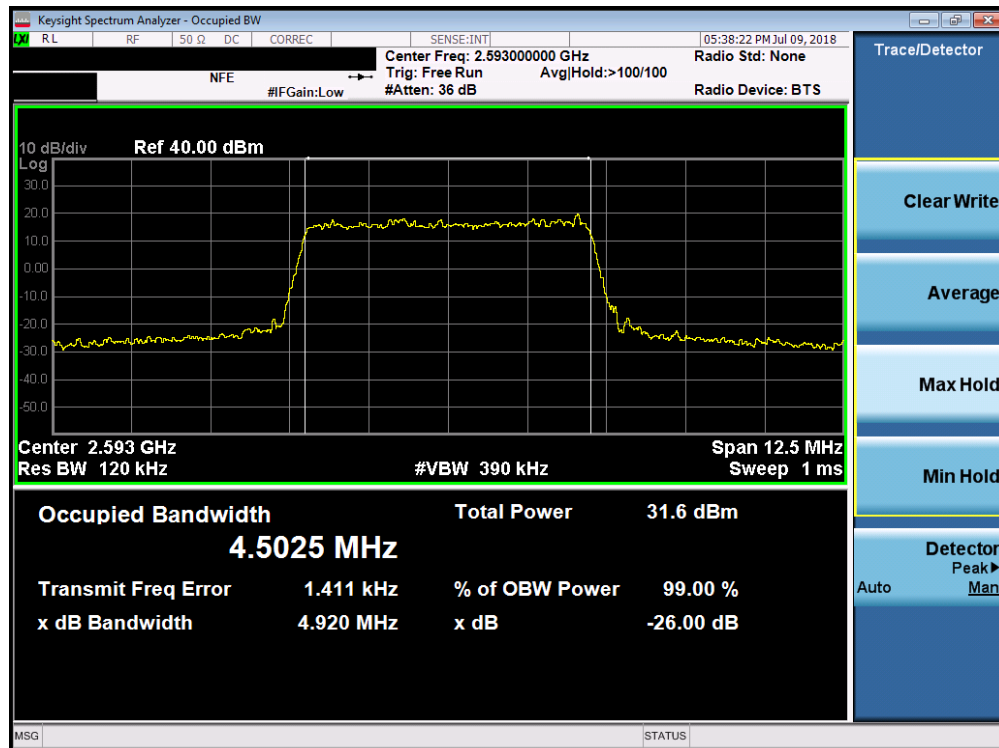
Plot 7-84. Occupied Bandwidth Plot (Band 7 - 20.0MHz 64-QAM - Full RB Configuration)

FCC ID: ZNFQ910QM	PCTEST ENGINEERING LABORATORY, INC.	MEASUREMENT REPORT (CERTIFICATION)	LG	Approved by: Quality Manager
Test Report S/N: 1M1806290137-03-R3.ZNF	Test Dates: 6/29 - 7/31/2018	EUT Type: Portable Handset		Page 58 of 226

Band 41

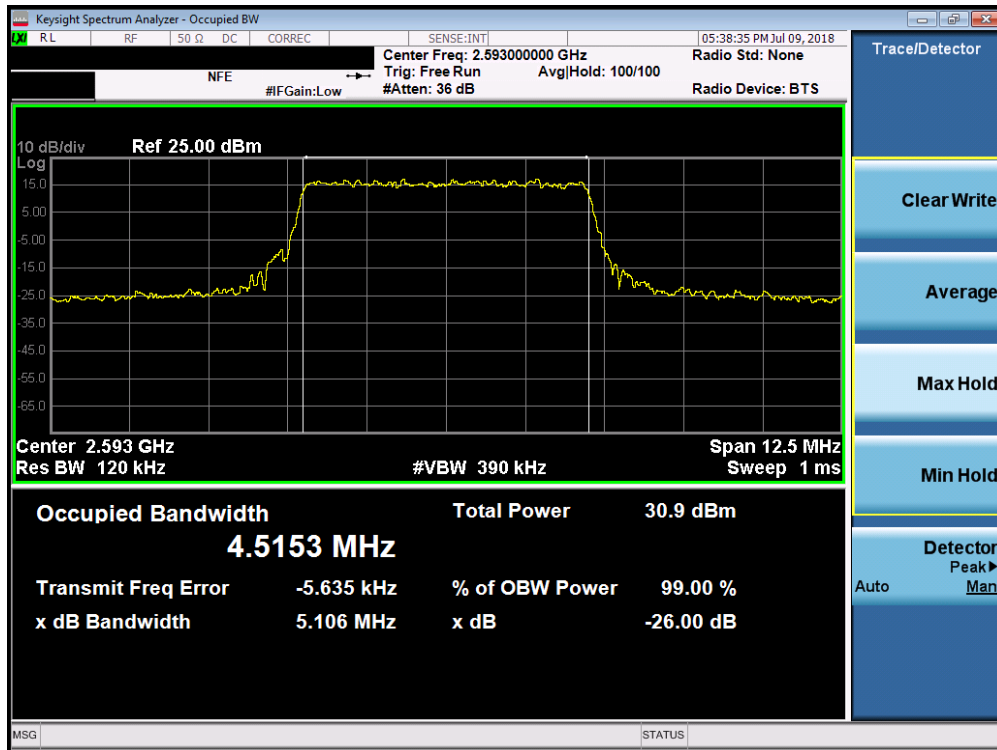


Plot 7-85. Occupied Bandwidth Plot (Band 41 - 5.0MHz QPSK - Full RB Configuration)

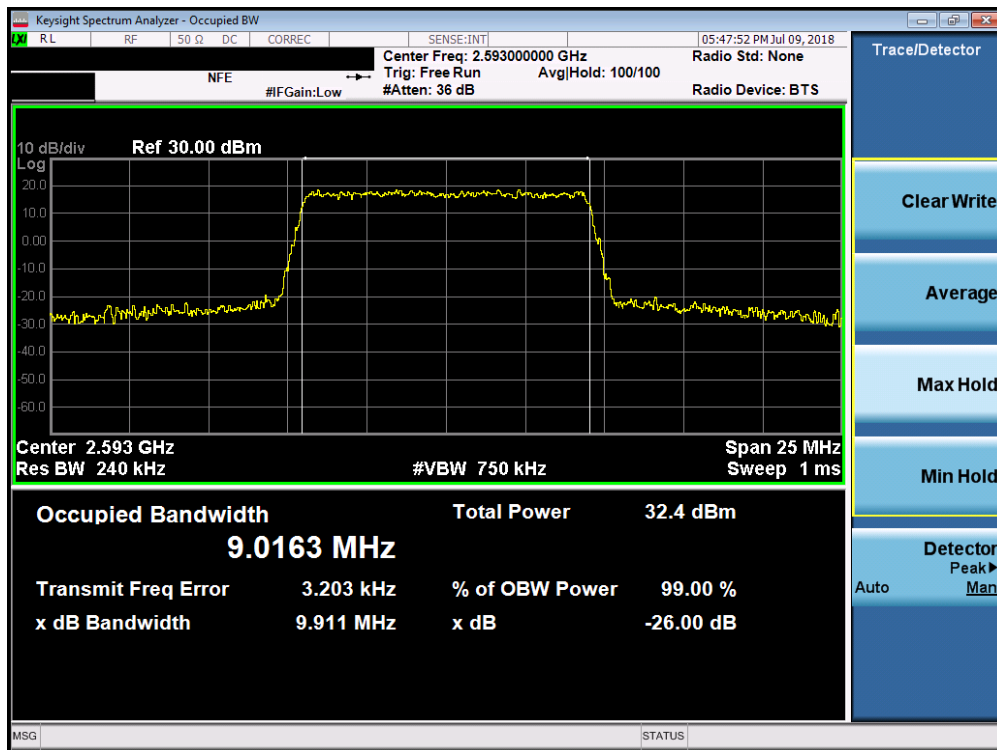


Plot 7-86. Occupied Bandwidth Plot (Band 41 - 5.0MHz 16-QAM - Full RB Configuration)

FCC ID: ZNFQ910QM	PCTEST ENGINEERING LABORATORY, INC.	MEASUREMENT REPORT (CERTIFICATION)	LG	Approved by: Quality Manager
Test Report S/N: 1M1806290137-03-R3.ZNF	Test Dates: 6/29 - 7/31/2018	EUT Type: Portable Handset		Page 59 of 226

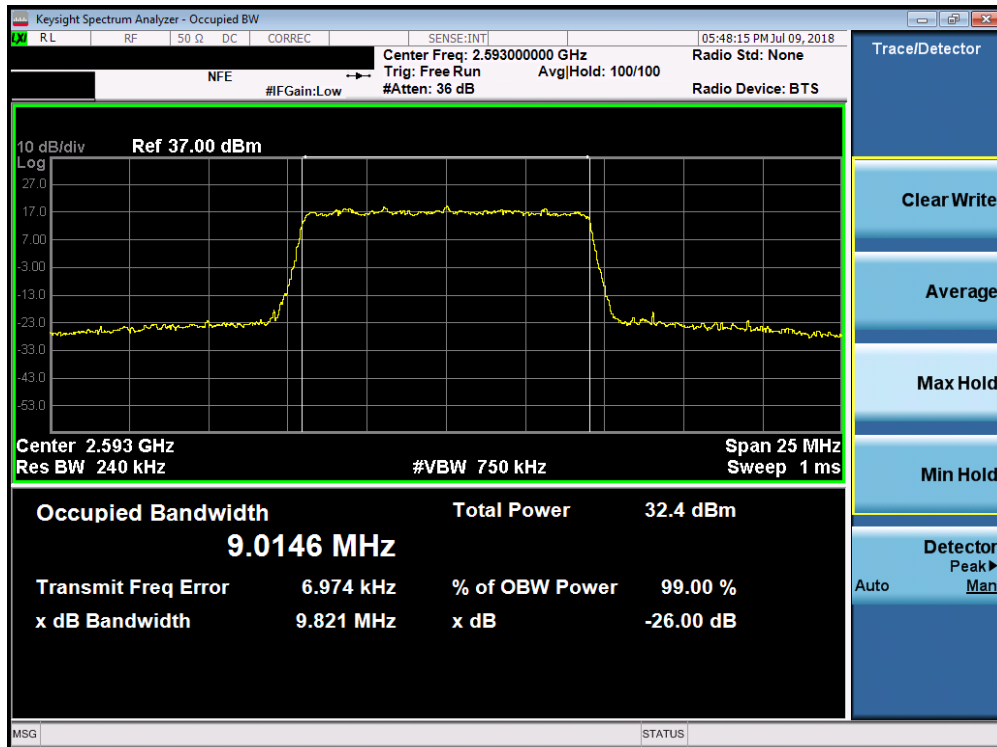


Plot 7-87. Occupied Bandwidth Plot (Band 41 - 5.0MHz 64-QAM - Full RB Configuration)

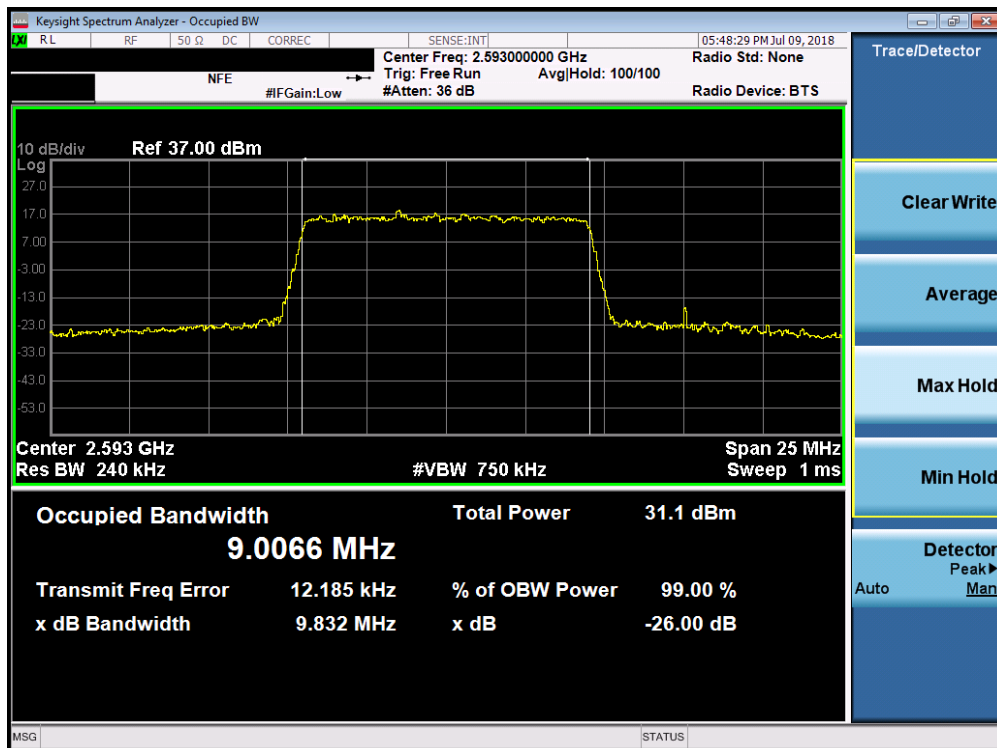


Plot 7-88. Occupied Bandwidth Plot (Band 41 - 10.0MHz QPSK - Full RB Configuration)

FCC ID: ZNFQ910QM	PCTEST ENGINEERING LABORATORY, INC.	MEASUREMENT REPORT (CERTIFICATION)	LG	Approved by: Quality Manager
Test Report S/N: 1M1806290137-03-R3.ZNF	Test Dates: 6/29 - 7/31/2018	EUT Type: Portable Handset		Page 60 of 226

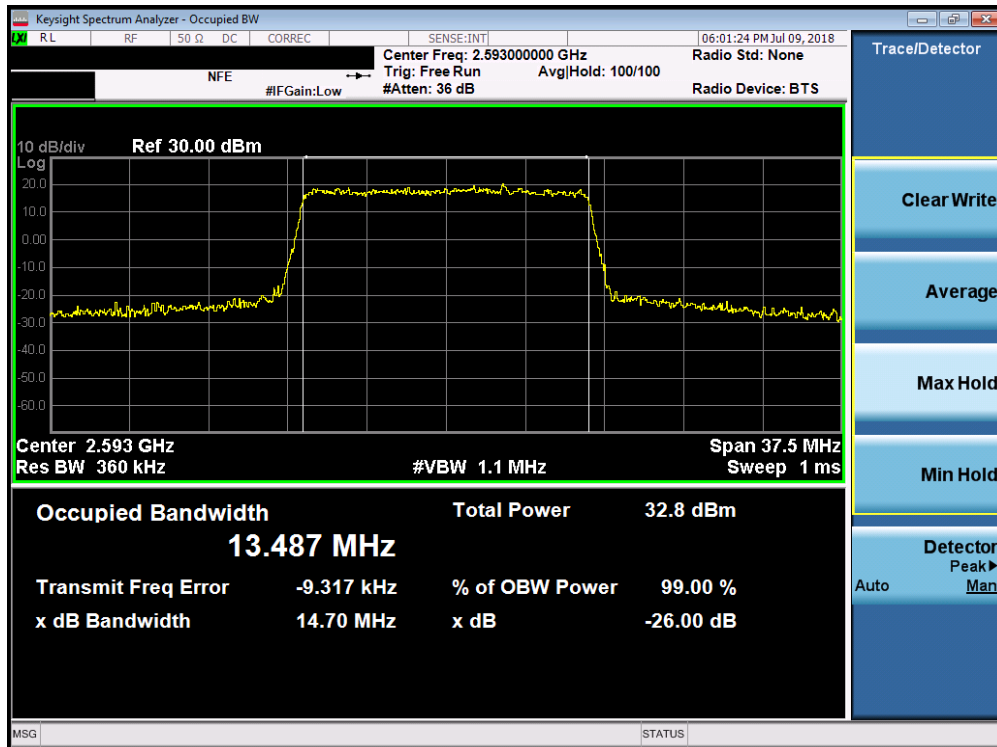


Plot 7-89. Occupied Bandwidth Plot (Band 41 - 10.0MHz 16-QAM - Full RB Configuration)

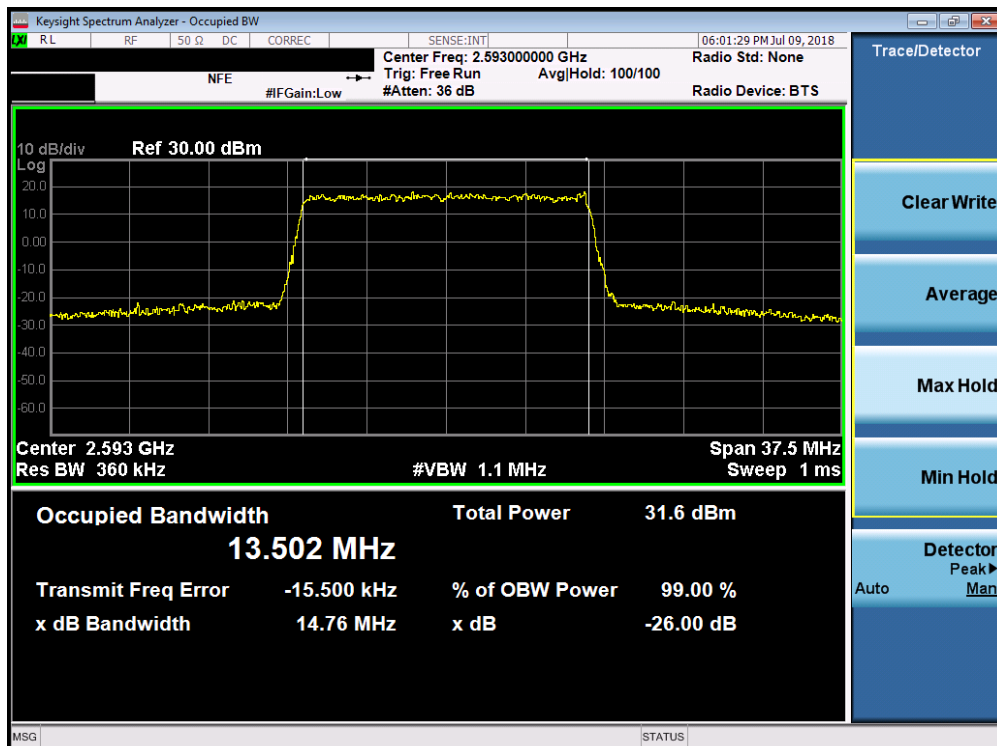


Plot 7-90. Occupied Bandwidth Plot (Band 41 - 10.0MHz 64-QAM - Full RB Configuration)

FCC ID: ZNFQ910QM	PCTEST ENGINEERING LABORATORY, INC.	MEASUREMENT REPORT (CERTIFICATION)	LG	Approved by: Quality Manager
Test Report S/N: 1M1806290137-03-R3.ZNF	Test Dates: 6/29 - 7/31/2018	EUT Type: Portable Handset		Page 61 of 226

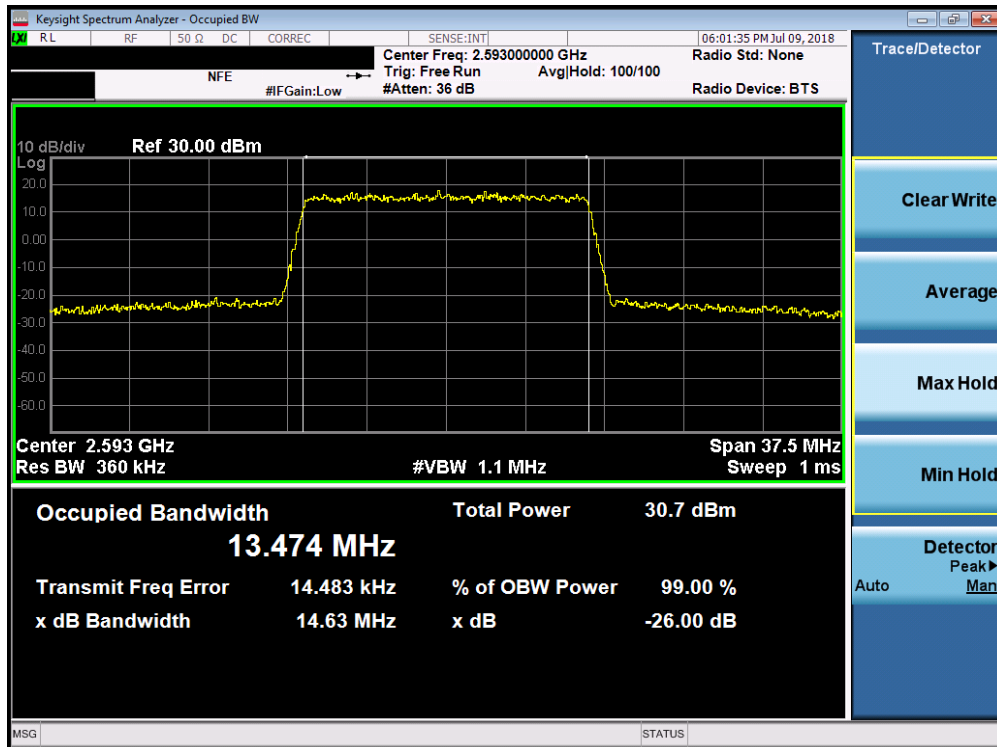


Plot 7-91. Occupied Bandwidth Plot (Band 41 - 15.0MHz QPSK - Full RB Configuration)

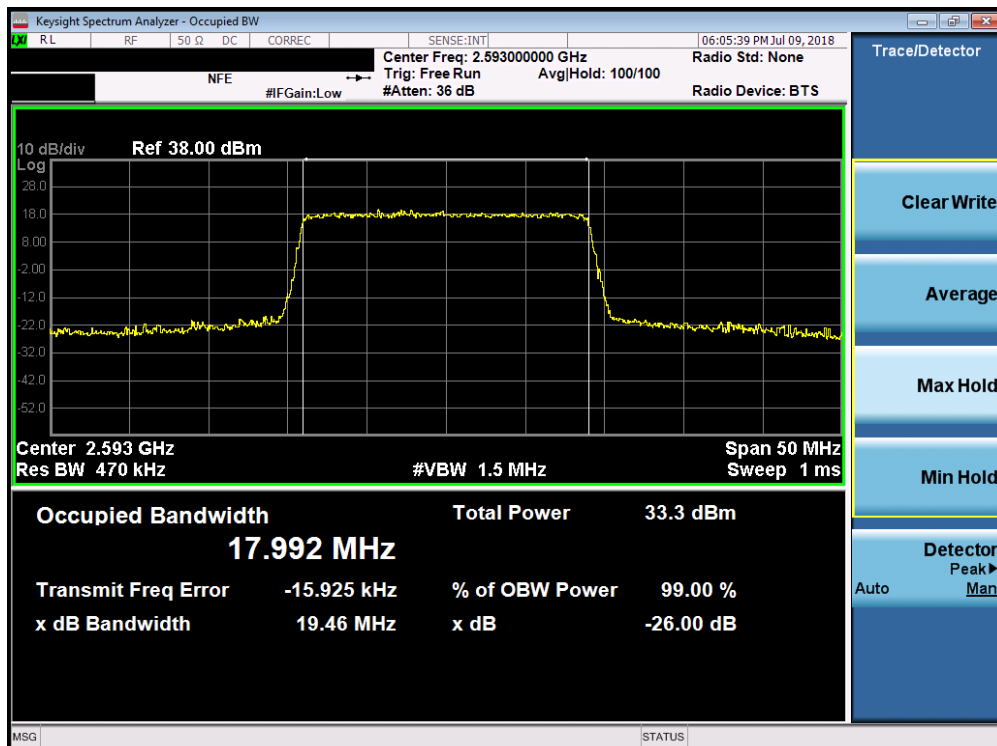


Plot 7-92. Occupied Bandwidth Plot (Band 41 - 15.0MHz 16-QAM - Full RB Configuration)

FCC ID: ZNFQ910QM	PCTEST ENGINEERING LABORATORY, INC.	MEASUREMENT REPORT (CERTIFICATION)	LG	Approved by: Quality Manager
Test Report S/N: 1M1806290137-03-R3-ZNF	Test Dates: 6/29 - 7/31/2018	EUT Type: Portable Handset		Page 62 of 226

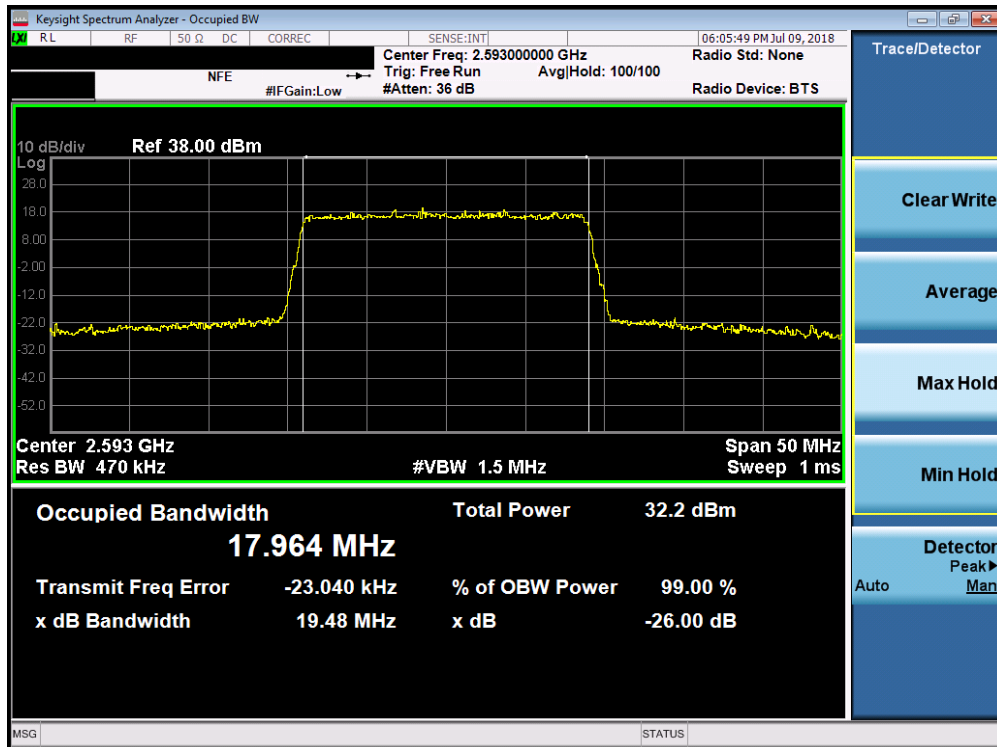


Plot 7-93. Occupied Bandwidth Plot (Band 41 - 15.0MHz 64-QAM - Full RB Configuration)

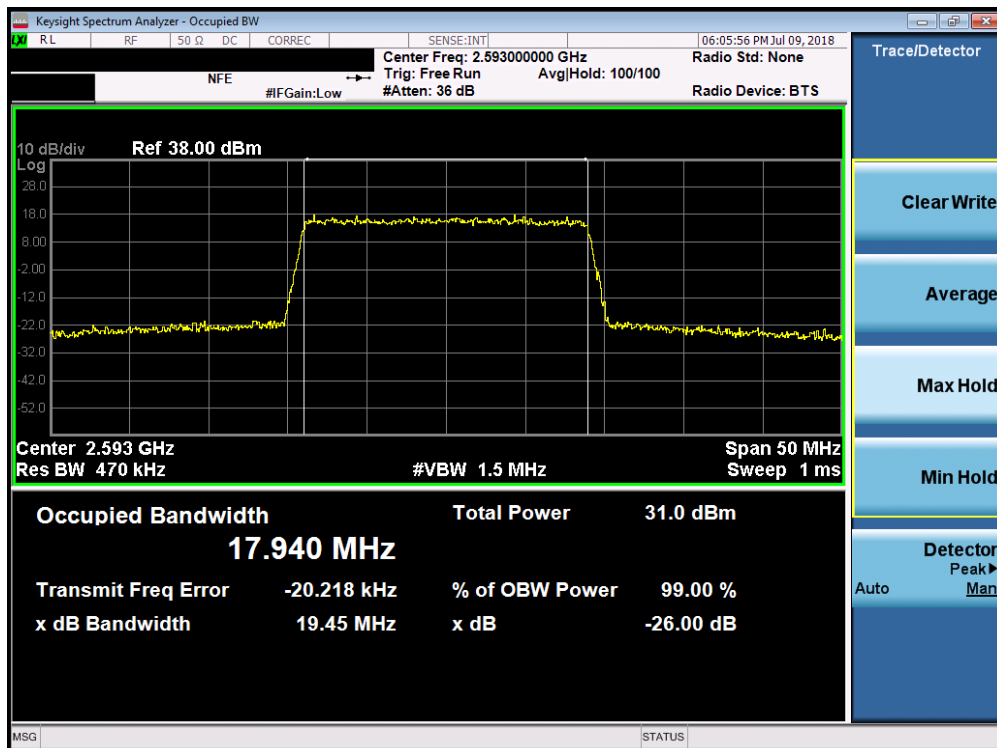


Plot 7-94. Occupied Bandwidth Plot (Band 41 - 20.0MHz QPSK - Full RB Configuration)

FCC ID: ZNFQ910QM	PCTEST ENGINEERING LABORATORY, INC.	MEASUREMENT REPORT (CERTIFICATION)	LG	Approved by: Quality Manager
Test Report S/N: 1M1806290137-03-R3.ZNF	Test Dates: 6/29 - 7/31/2018	EUT Type: Portable Handset		Page 63 of 226



Plot 7-95. Occupied Bandwidth Plot (Band 41 - 20.0MHz 16-QAM - Full RB Configuration)



Plot 7-96. Occupied Bandwidth Plot (Band 41 - 20.0MHz 64-QAM - Full RB Configuration)

FCC ID: ZNFQ910QM	PCTEST ENGINEERING LABORATORY, INC.	MEASUREMENT REPORT (CERTIFICATION)	LG	Approved by: Quality Manager
Test Report S/N: 1M1806290137-03-R3.ZNF	Test Dates: 6/29 - 7/31/2018	EUT Type: Portable Handset		Page 64 of 226

7.3 Spurious and Harmonic Emissions at Antenna Terminal

Test Overview

The level of the carrier and the various conducted spurious and harmonic frequencies is measured by means of a calibrated spectrum analyzer. The spectrum is scanned from the lowest frequency generated in the equipment up to a frequency including its 10th harmonic. All out of band emissions are measured with a spectrum analyzer connected to the antenna terminal of the EUT while the EUT is operating at its maximum duty cycle, at maximum power, and at the appropriate frequencies. All data rates were investigated to determine the worst case configuration. All modes of operation were investigated and the worst case configuration results are reported in this section.

The minimum permissible attenuation level of any spurious emission is $43 + \log_{10}(P_{\text{Watts}})$, where P is the transmitter power in Watts.

For Band 30, the minimum permissible attenuation level of any spurious emission <2288MHz and >2365MHz is $70 + \log_{10}(P_{\text{Watts}})$.

For Band 7 and 41, the minimum permissible attenuation level of any spurious emission is $55 + \log_{10}(P_{\text{Watts}})$.

Test Procedure Used

KDB 971168 D01 v03r01 – Section 6.0

Test Settings

1. Start frequency was set to 30MHz and stop frequency was set to at least 10 * the fundamental frequency (separated into at least two plots per channel)
2. Detector = RMS
3. Trace mode = trace average for continuous emissions, max hold for pulse emissions
4. Sweep time = auto couple
5. The trace was allowed to stabilize
6. Please see test notes below for RBW and VBW settings

Test Setup

The EUT and measurement equipment were set up as shown in the diagram below.




Figure 7-2. Test Instrument & Measurement Setup

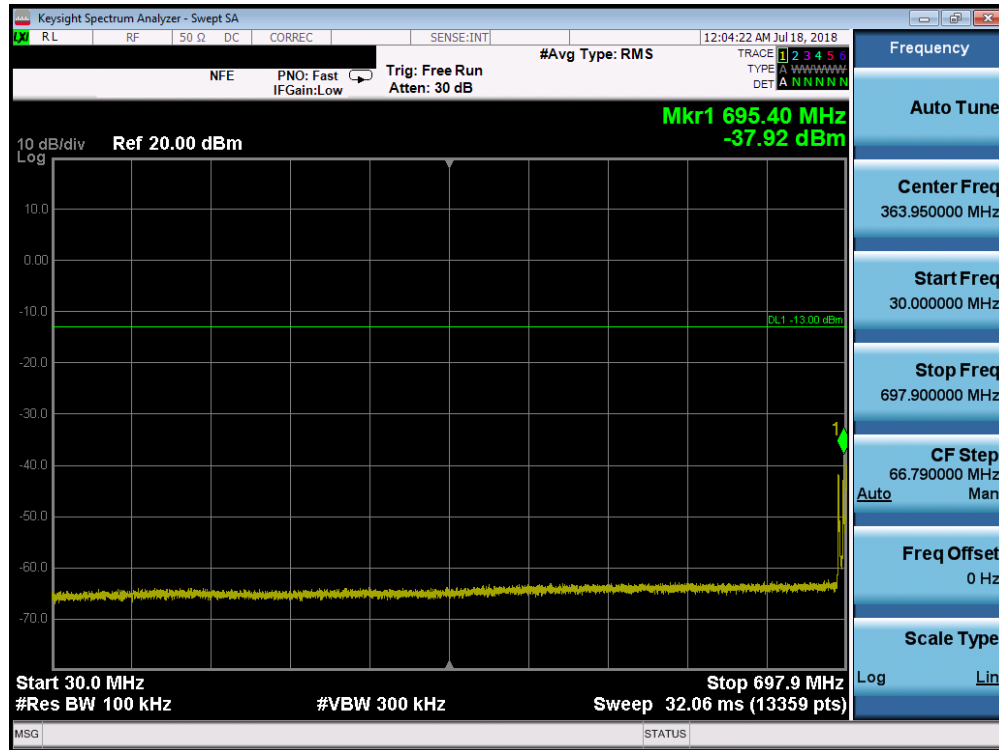
FCC ID: ZNFQ910QM	PCTEST ENGINEERING LABORATORY, INC.	MEASUREMENT REPORT (CERTIFICATION)	LG	Approved by: Quality Manager
Test Report S/N: 1M1806290137-03-R3.ZNF	Test Dates: 6/29 - 7/31/2018	EUT Type: Portable Handset		Page 65 of 226

Test Notes

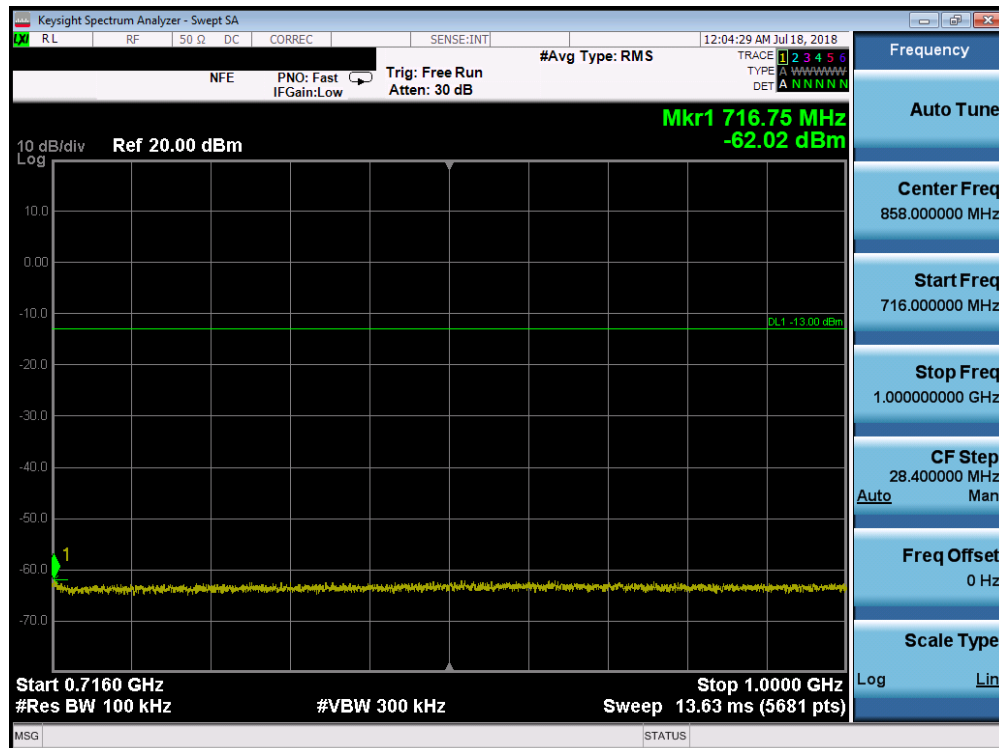
Compliance with the applicable limits is based on the use of measurement instrumentation employing a resolution bandwidth of 100 kHz or greater for frequencies less than 1 GHz and 1 MHz or greater for frequencies greater than 1 GHz. However, in the 1 MHz bands immediately outside and adjacent to the frequency block a resolution bandwidth of at least one percent of the emission bandwidth of the fundamental emission of the transmitter may be employed. The emission bandwidth is defined as the width of the signal between two points, one below the carrier center frequency and one above the carrier center frequency, outside of which all emission are attenuated at least 26 dB below the transmitter power.

FCC ID: ZNFQ910QM		MEASUREMENT REPORT (CERTIFICATION)		Approved by: Quality Manager
Test Report S/N: 1M1806290137-03-R3.ZNF	Test Dates: 6/29 - 7/31/2018	EUT Type: Portable Handset		Page 66 of 226

Band 12/17

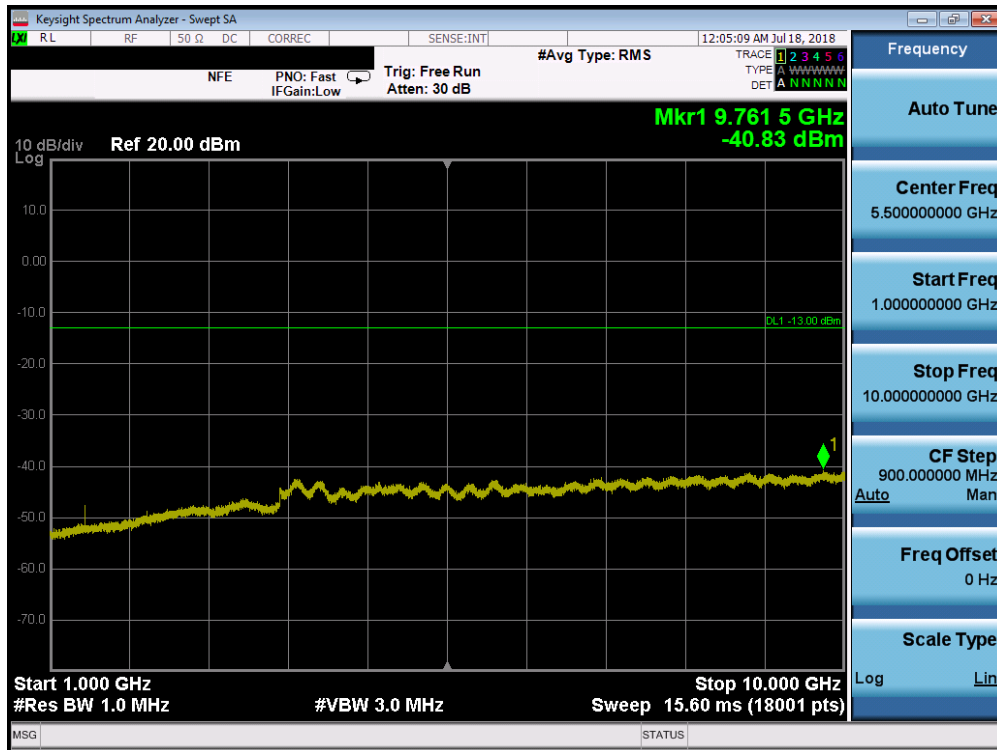


Plot 7-97. Conducted Spurious Plot (Band 12/17 - 10.0MHz QPSK - RB Size 1, RB Offset 0 - Low Channel)

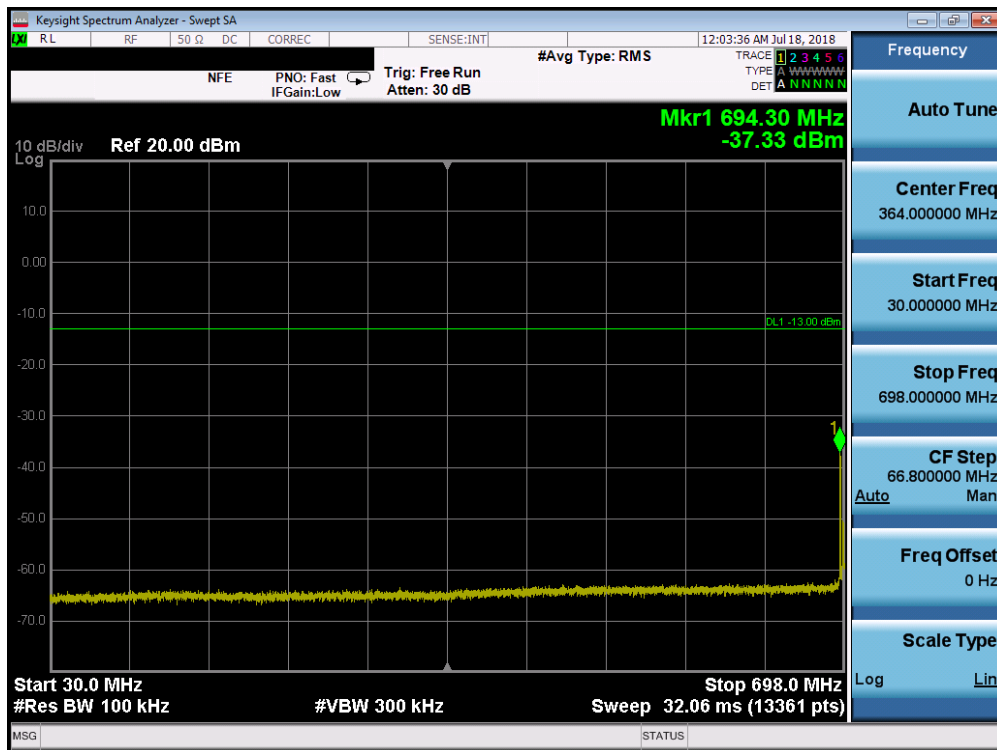


Plot 7-98. Conducted Spurious Plot (Band 12/17 - 10.0MHz QPSK - RB Size 1, RB Offset 0 - Low Channel)

FCC ID: ZNFQ910QM	PCTEST ENGINEERING LABORATORY, INC.	MEASUREMENT REPORT (CERTIFICATION)	LG	Approved by: Quality Manager
Test Report S/N: 1M1806290137-03-R3.ZNF	Test Dates: 6/29 - 7/31/2018	EUT Type: Portable Handset		Page 67 of 226

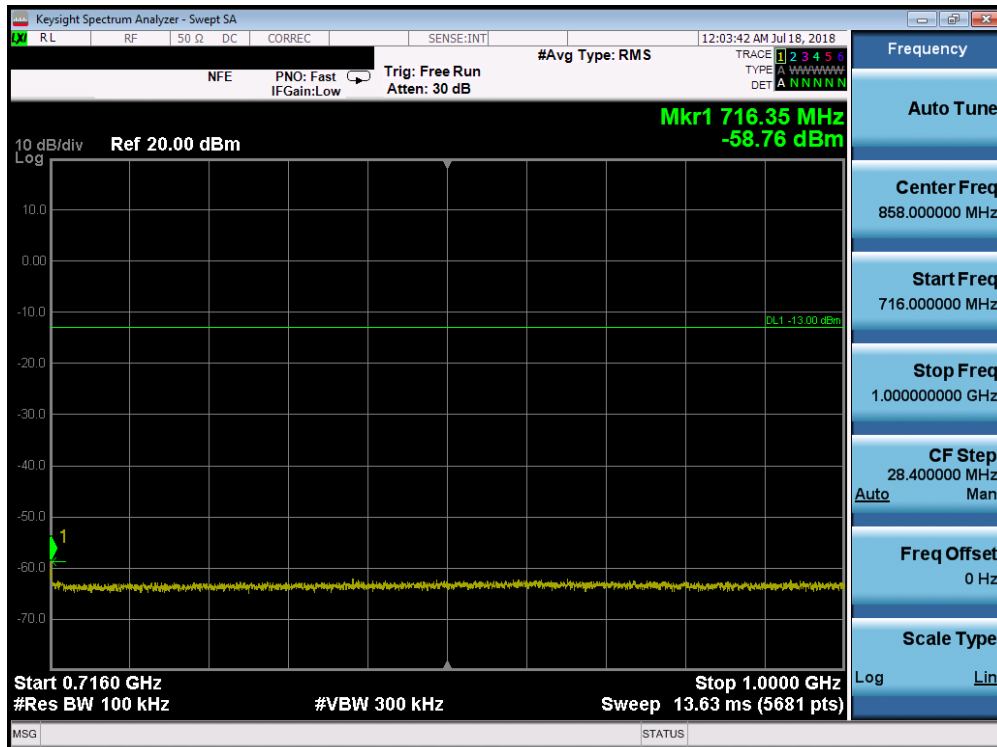


Plot 7-99. Conducted Spurious Plot (Band 12/17 - 10.0MHz QPSK - RB Size 1, RB Offset 0 - Low Channel)

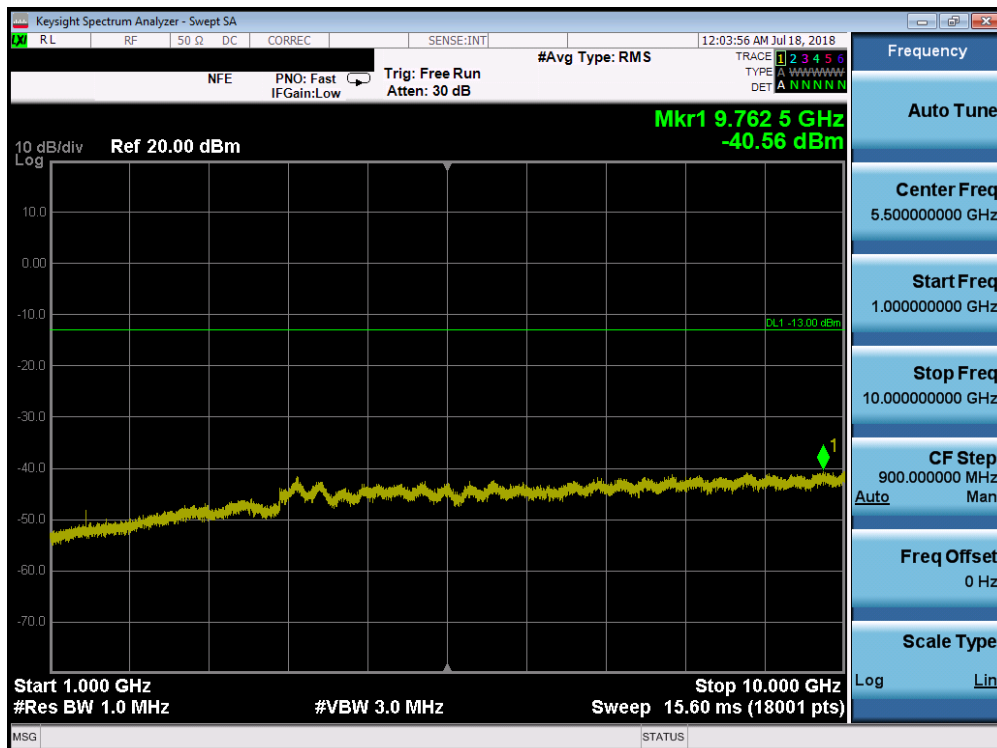


Plot 7-100. Conducted Spurious Plot (Band 12/17 - 10.0MHz QPSK - RB Size 1, RB Offset 0 - Mid Channel)

FCC ID: ZNFQ910QM	PCTEST ENGINEERING LABORATORY, INC.	MEASUREMENT REPORT (CERTIFICATION)	LG	Approved by: Quality Manager
Test Report S/N: 1M1806290137-03-R3.ZNF	Test Dates: 6/29 - 7/31/2018	EUT Type: Portable Handset		Page 68 of 226

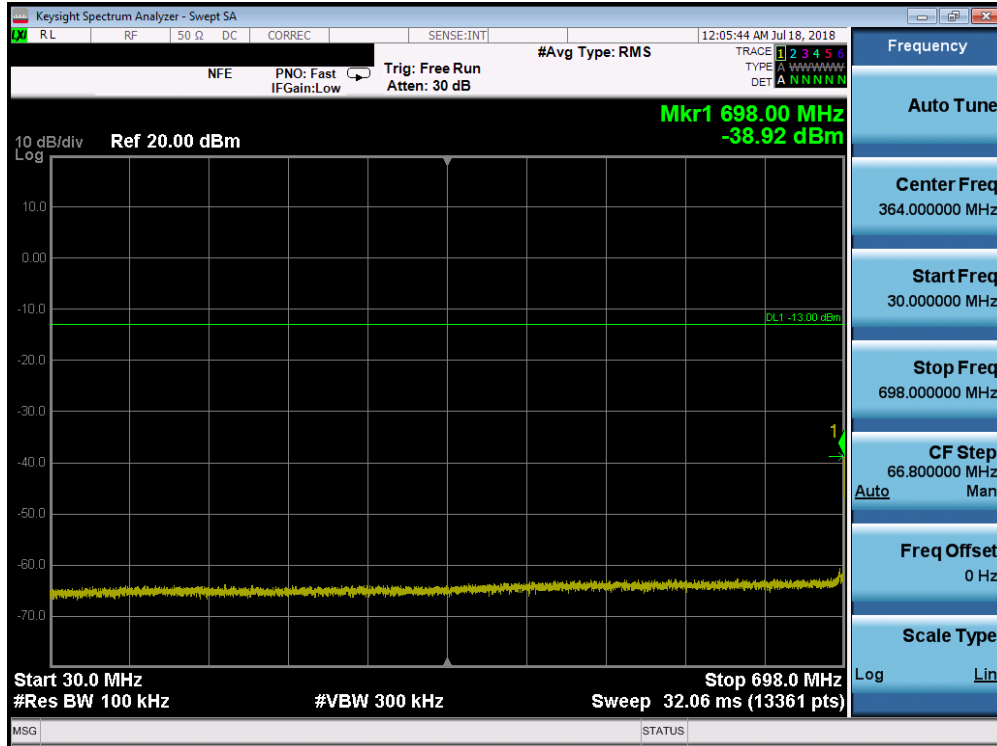


Plot 7-101. Conducted Spurious Plot (Band 12/17 - 10.0MHz QPSK - RB Size 1, RB Offset 0 - Mid Channel)

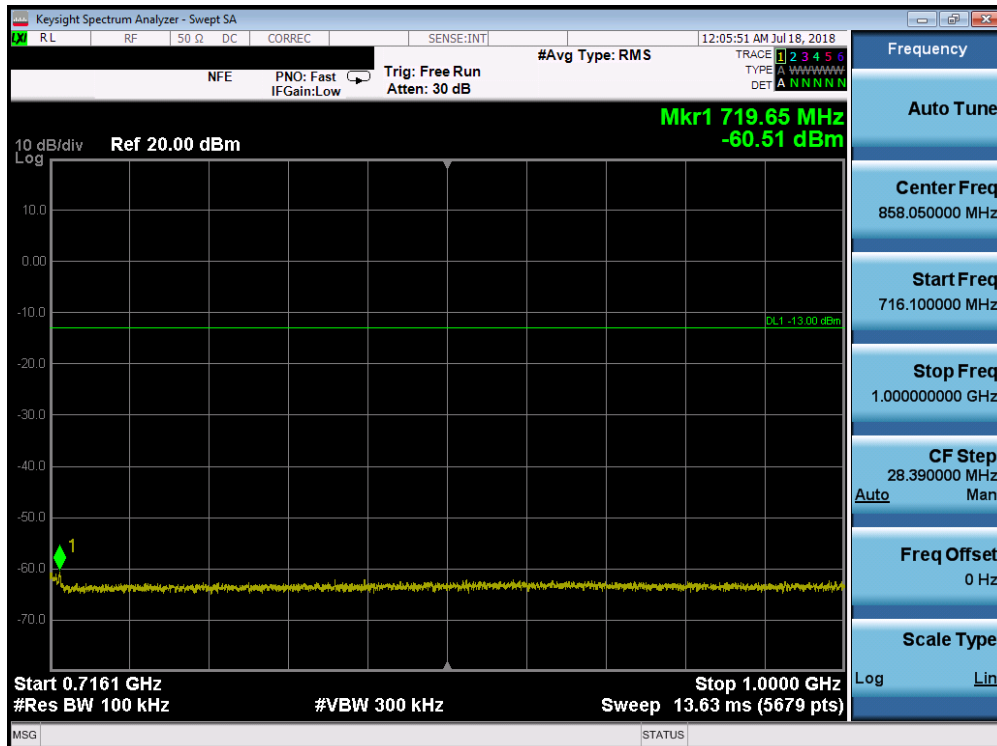


Plot 7-102. Conducted Spurious Plot (Band 12/17 - 10.0MHz QPSK - RB Size 1, RB Offset 0 - Mid Channel)

FCC ID: ZNFQ910QM	PCTEST ENGINEERING LABORATORY, INC.	MEASUREMENT REPORT (CERTIFICATION)	LG	Approved by: Quality Manager
Test Report S/N: 1M1806290137-03-R3.ZNF	Test Dates: 6/29 - 7/31/2018	EUT Type: Portable Handset		Page 69 of 226

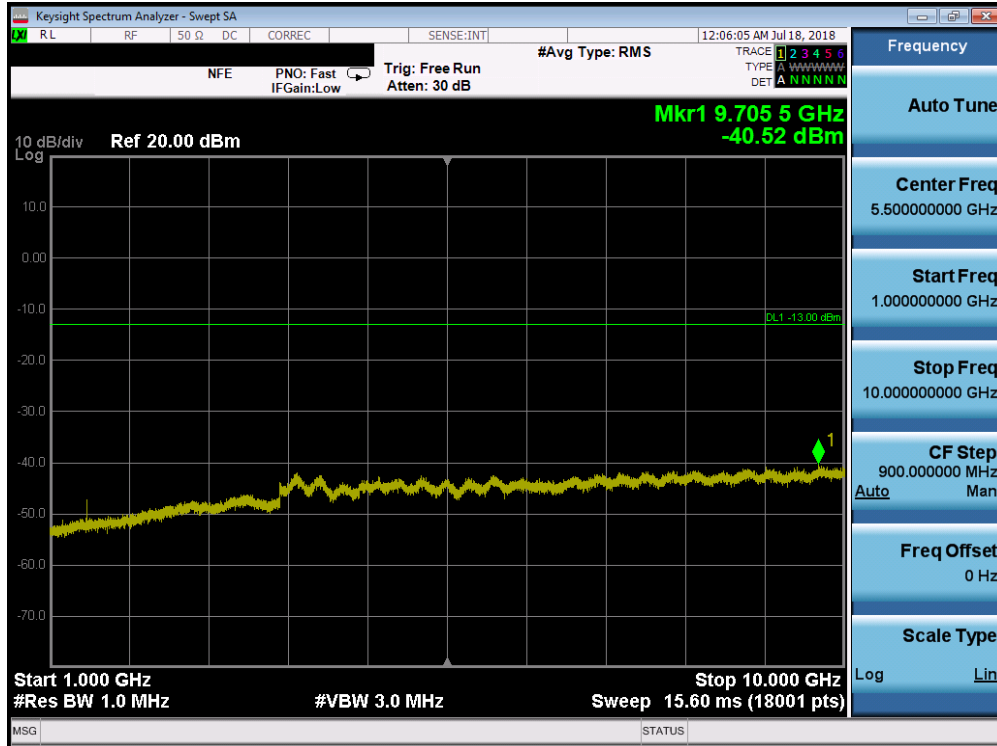


Plot 7-103. Conducted Spurious Plot (Band 12/17 - 10.0MHz QPSK - RB Size 1, RB Offset 0 - High Channel)



Plot 7-104. Conducted Spurious Plot (Band 12/17 - 10.0MHz QPSK - RB Size 1, RB Offset 0 - High Channel)

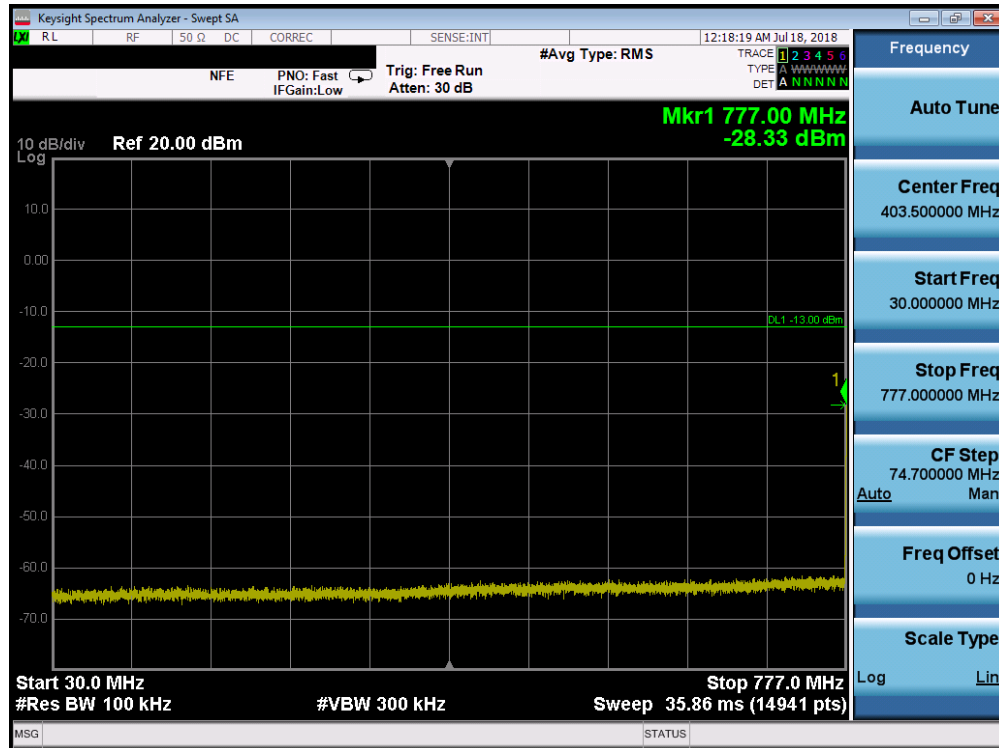
FCC ID: ZNFQ910QM	PCTEST ENGINEERING LABORATORY, INC.	MEASUREMENT REPORT (CERTIFICATION)	LG	Approved by: Quality Manager
Test Report S/N: 1M1806290137-03-R3.ZNF	Test Dates: 6/29 - 7/31/2018	EUT Type: Portable Handset		Page 70 of 226



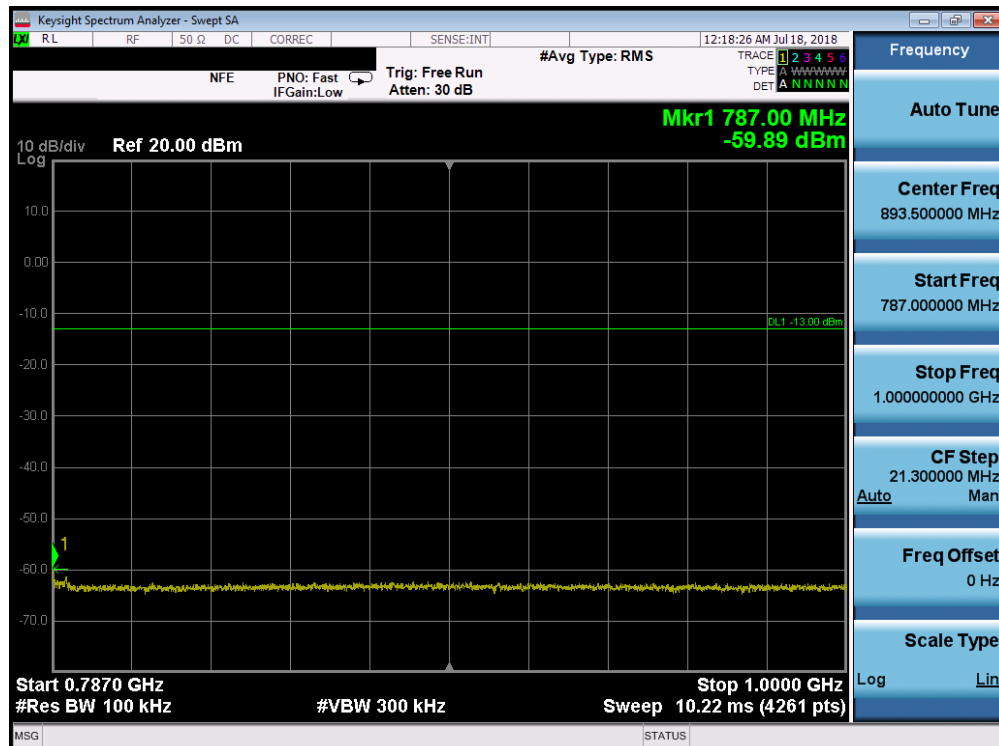
Plot 7-105. Conducted Spurious Plot (Band 12/17 - 10.0MHz QPSK - RB Size 1, RB Offset 0 - High Channel)

FCC ID: ZNFQ910QM		MEASUREMENT REPORT (CERTIFICATION)		Approved by: Quality Manager
Test Report S/N: 1M1806290137-03-R3.ZNF	Test Dates: 6/29 - 7/31/2018	EUT Type: Portable Handset		Page 71 of 226

Band 13

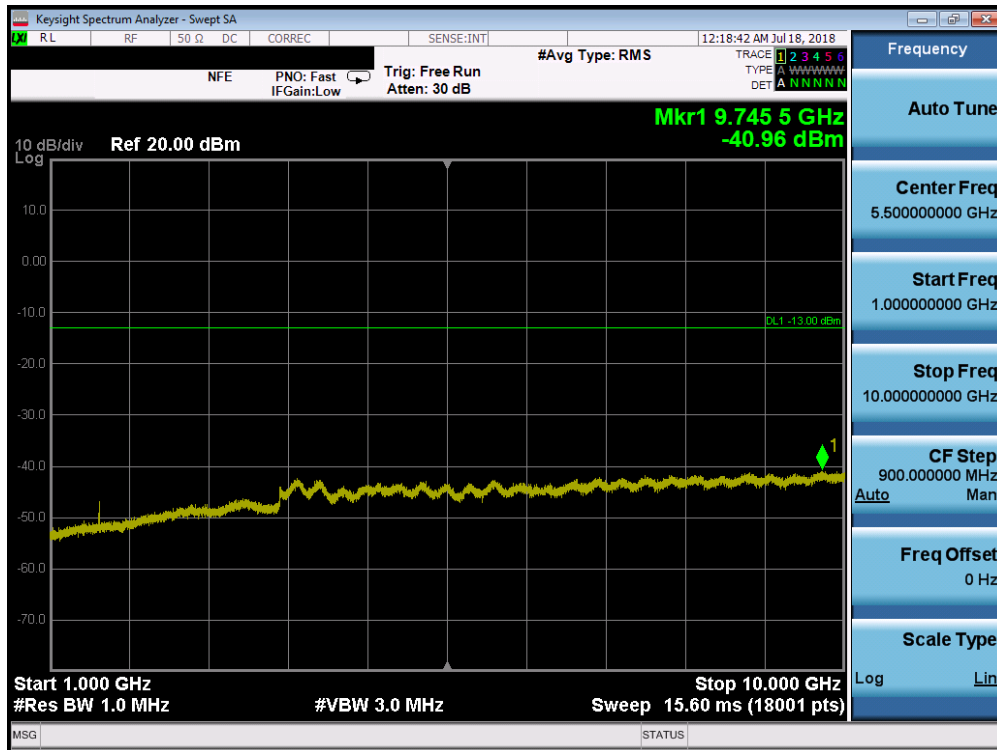


Plot 7-106. Conducted Spurious Plot (Band 13 - 10.0MHz QPSK - RB Size 1, RB Offset 0)



Plot 7-107. Conducted Spurious Plot (Band 13 - 10.0MHz QPSK - RB Size 1, RB Offset 0)

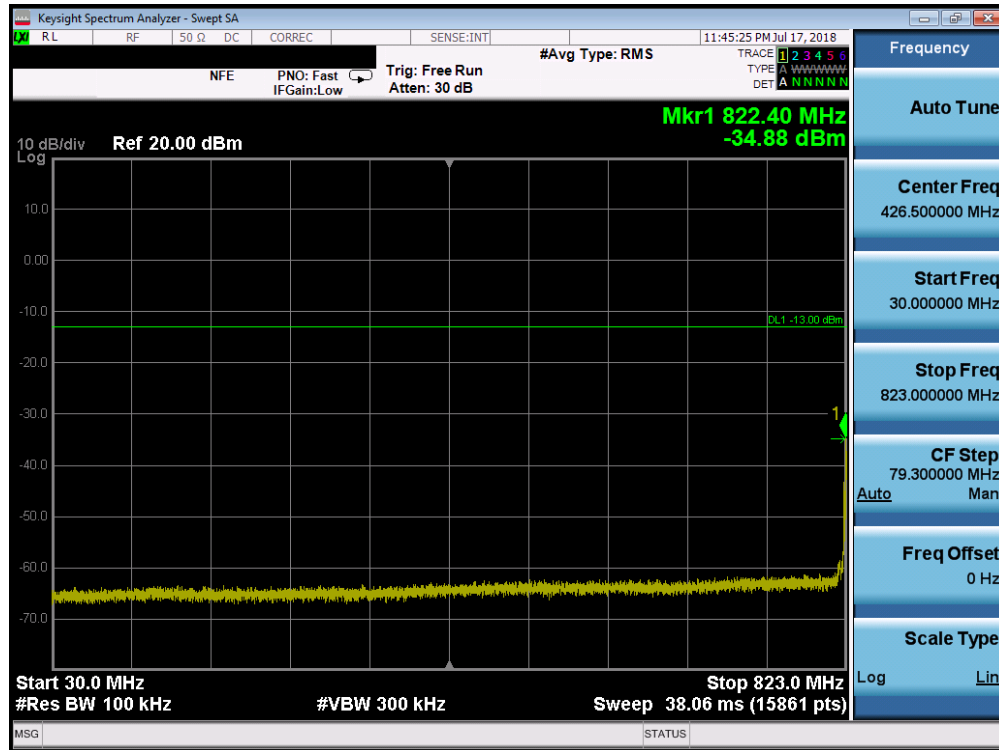
FCC ID: ZNFQ910QM	PCTEST ENGINEERING LABORATORY, INC.	MEASUREMENT REPORT (CERTIFICATION)	LG	Approved by: Quality Manager
Test Report S/N: 1M1806290137-03-R3-ZNF	Test Dates: 6/29 - 7/31/2018	EUT Type: Portable Handset		Page 72 of 226



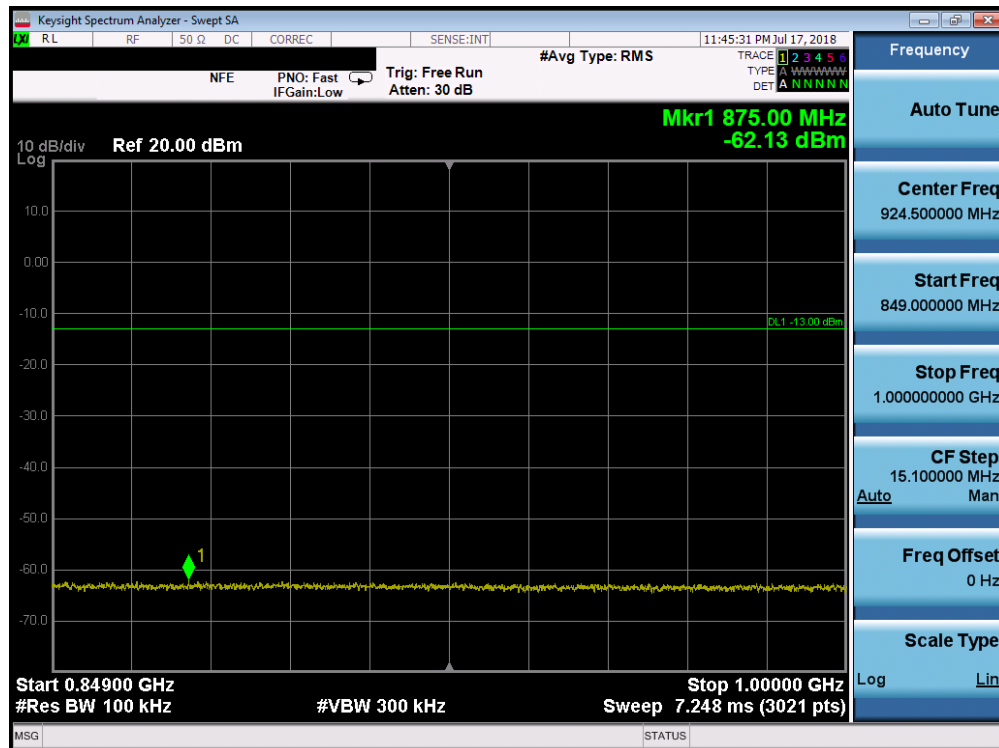
Plot 7-108. Conducted Spurious Plot (Band 13 - 10.0MHz QPSK - RB Size 1, RB Offset 0)

FCC ID: ZNFQ910QM	PCTEST ENGINEERING LABORATORY, INC.	MEASUREMENT REPORT (CERTIFICATION)	LG	Approved by: Quality Manager
Test Report S/N: 1M1806290137-03-R3.ZNF	Test Dates: 6/29 - 7/31/2018	EUT Type: Portable Handset		Page 73 of 226

Band 26/5

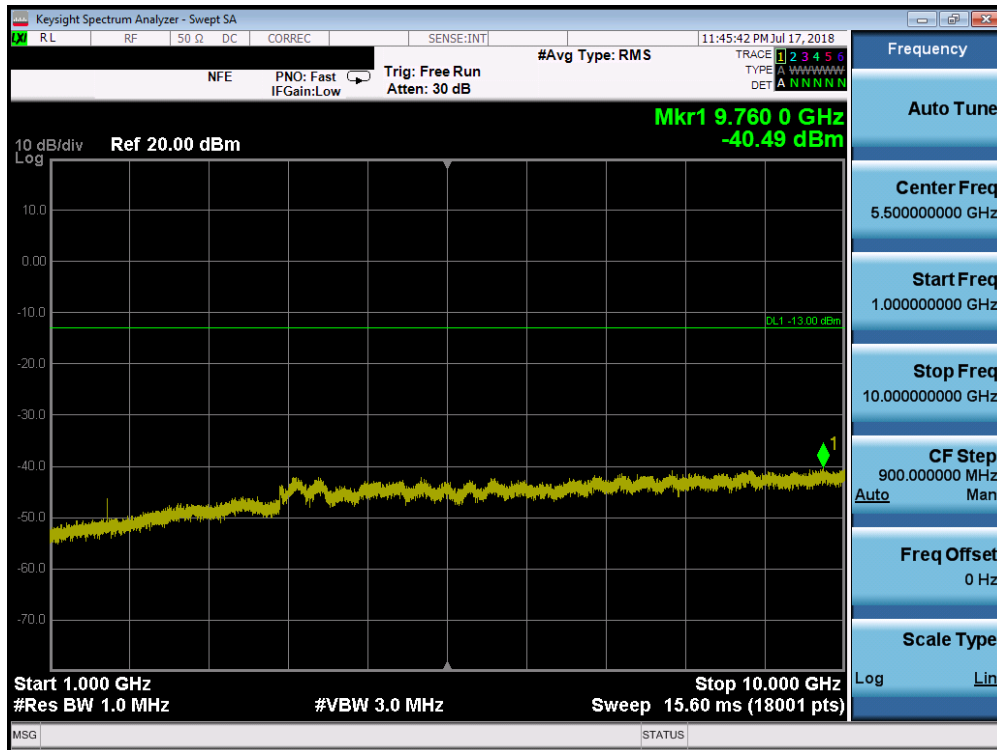


Plot 7-109. Conducted Spurious Plot (Band 26/5 - 5.0MHz QPSK - RB Size 1, RB Offset 0 - Low Channel)

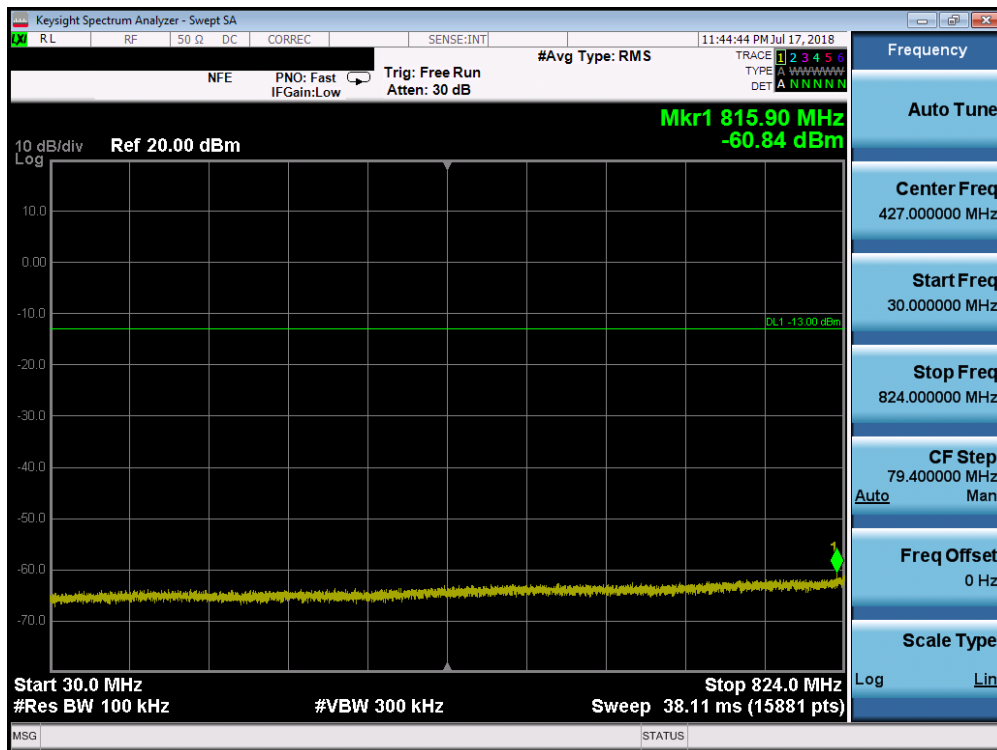


Plot 7-110. Conducted Spurious Plot (Band 26/5 - 5.0MHz QPSK - RB Size 1, RB Offset 0 - Low Channel)

FCC ID: ZNFQ910QM	PCTEST ENGINEERING LABORATORY, INC.	MEASUREMENT REPORT (CERTIFICATION)	LG	Approved by: Quality Manager
Test Report S/N: 1M1806290137-03-R3.ZNF	Test Dates: 6/29 - 7/31/2018	EUT Type: Portable Handset		Page 74 of 226

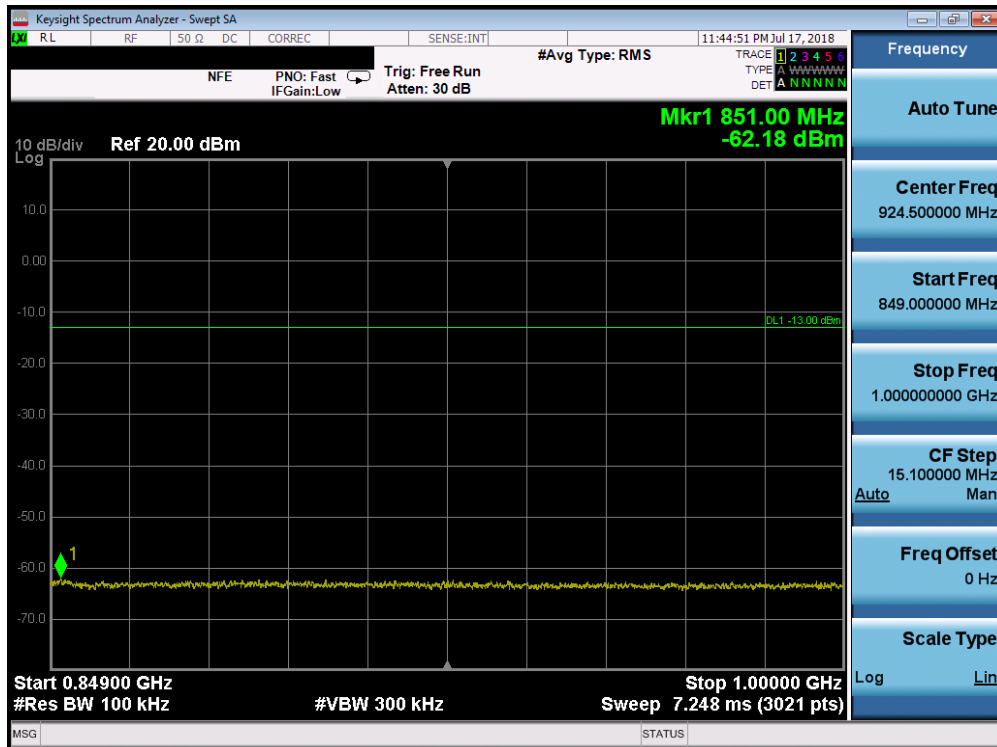


Plot 7-111. Conducted Spurious Plot (Band 26/5 - 5.0MHz QPSK - RB Size 1, RB Offset 0 - Low Channel)

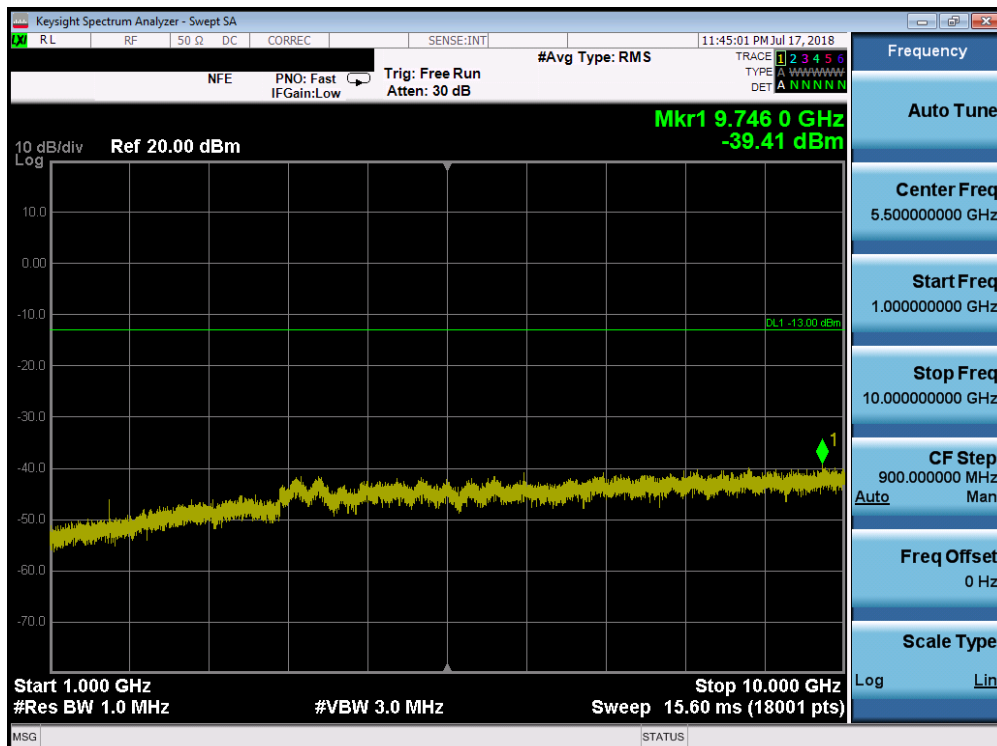


Plot 7-112. Conducted Spurious Plot (Band 26/5 - 5.0MHz QPSK - RB Size 1, RB Offset 0 - Mid Channel)

FCC ID: ZNFQ910QM	PCTEST ENGINEERING LABORATORY, INC.	MEASUREMENT REPORT (CERTIFICATION)	LG	Approved by: Quality Manager
Test Report S/N: 1M1806290137-03-R3.ZNF	Test Dates: 6/29 - 7/31/2018	EUT Type: Portable Handset		Page 75 of 226

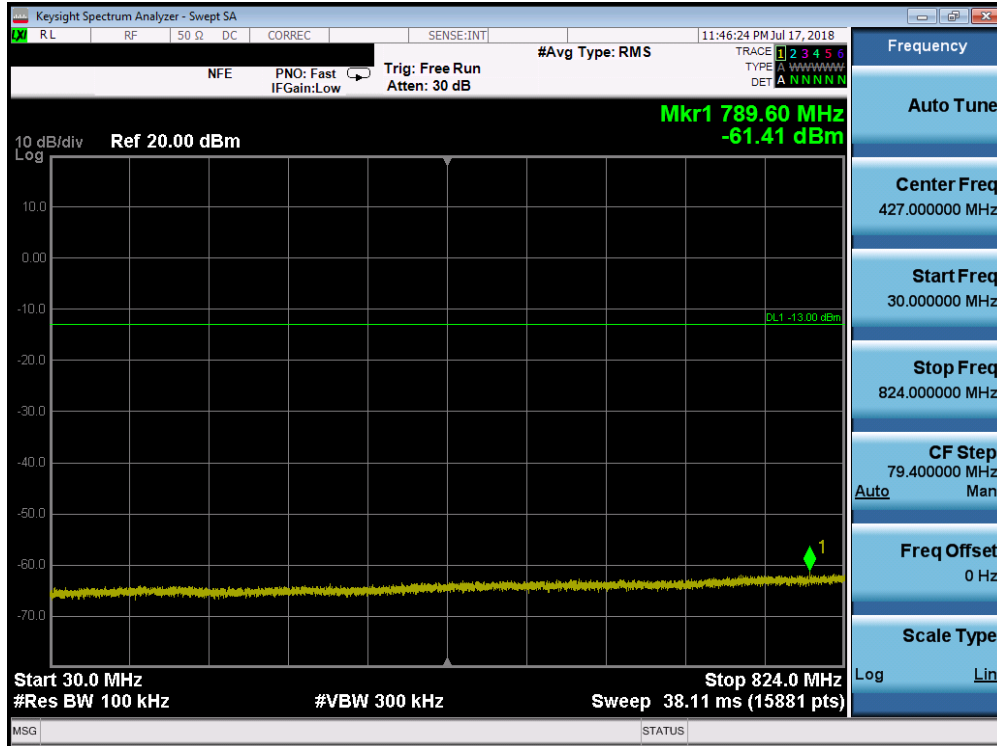


Plot 7-113. Conducted Spurious Plot (Band 26/5 - 5.0MHz QPSK - RB Size 1, RB Offset 0 - Mid Channel)

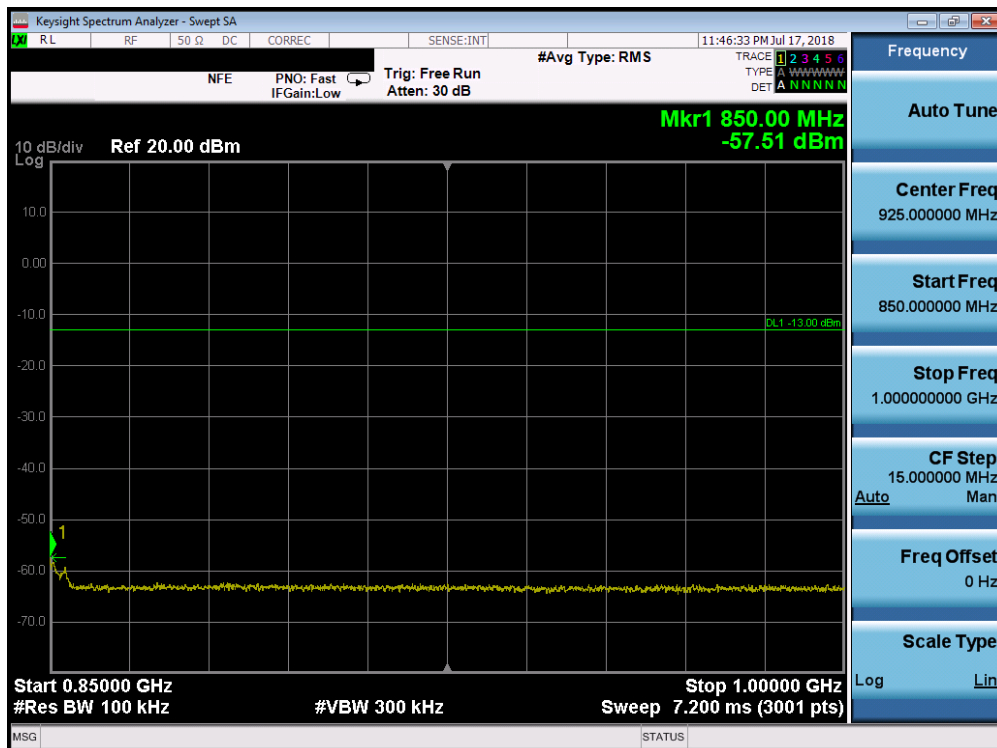


Plot 7-114. Conducted Spurious Plot (Band 26/5 - 5.0MHz QPSK - RB Size 1, RB Offset 0 - Mid Channel)

FCC ID: ZNFQ910QM	PCTEST ENGINEERING LABORATORY, INC.	MEASUREMENT REPORT (CERTIFICATION)	LG	Approved by: Quality Manager
Test Report S/N: 1M1806290137-03-R3.ZNF	Test Dates: 6/29 - 7/31/2018	EUT Type: Portable Handset		Page 76 of 226



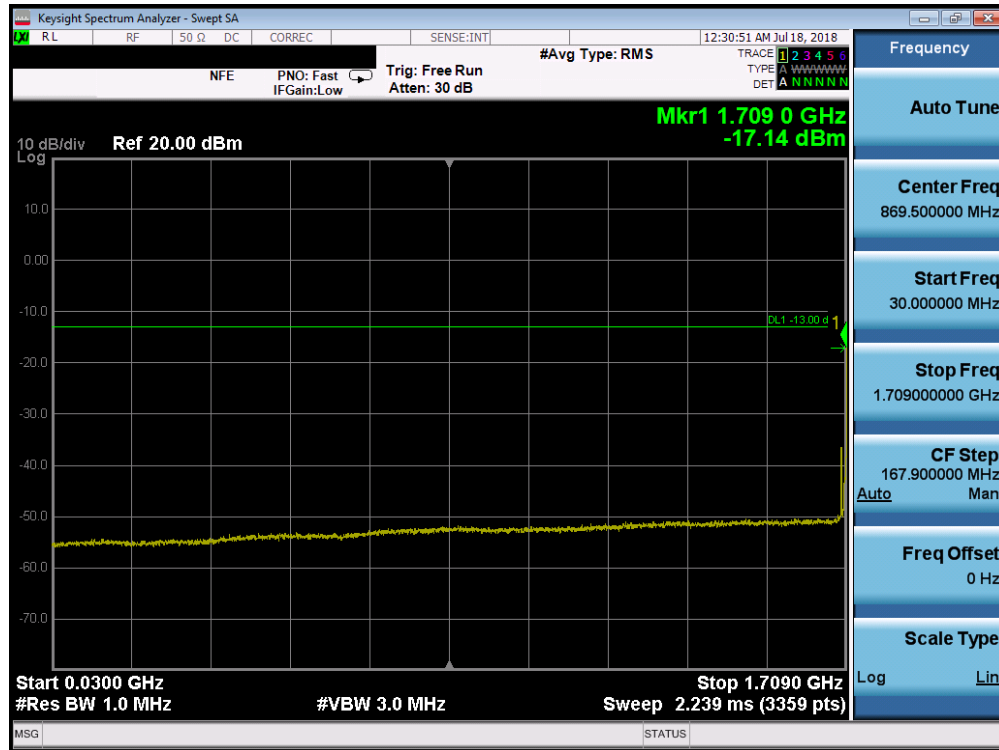
Plot 7-115. Conducted Spurious Plot (Band 26/5 - 5.0MHz QPSK - RB Size 1, RB Offset 0 - High Channel)



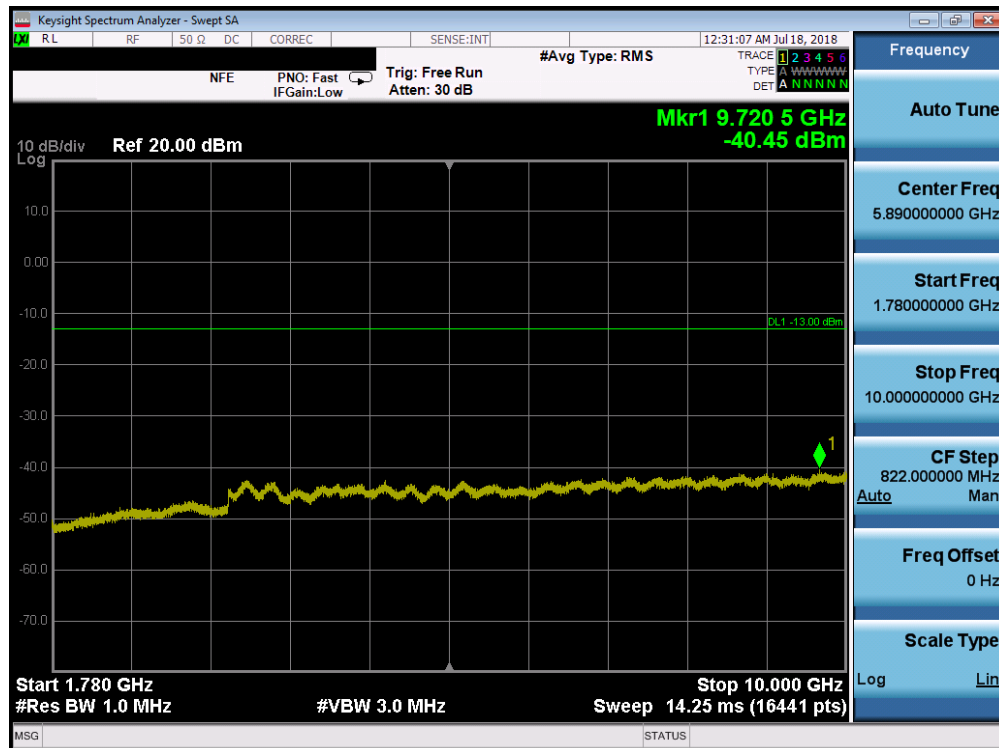
Plot 7-116. Conducted Spurious Plot (Band 26/5 - 5.0MHz QPSK - RB Size 1, RB Offset 0 - High Channel)

FCC ID: ZNFQ910QM	PCTEST ENGINEERING LABORATORY, INC.	MEASUREMENT REPORT (CERTIFICATION)	LG	Approved by: Quality Manager
Test Report S/N: 1M1806290137-03-R3.ZNF	Test Dates: 6/29 - 7/31/2018	EUT Type: Portable Handset		Page 77 of 226

Band 66/4

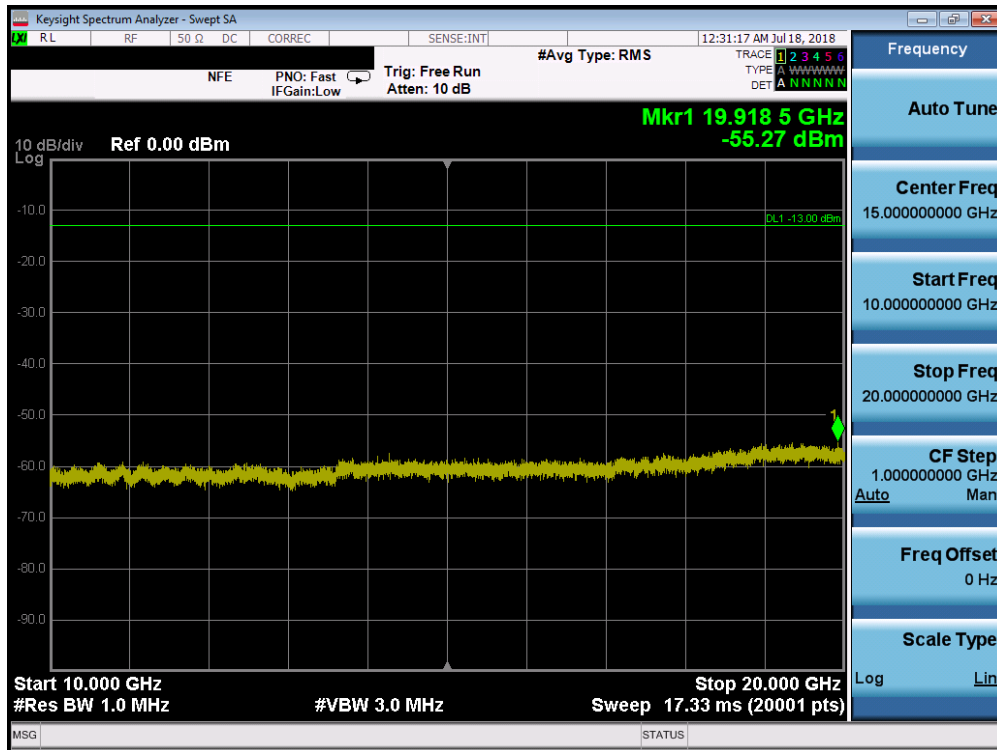


Plot 7-118. Conducted Spurious Plot (Band 66/4 - 15.0MHz QPSK - RB Size 1, RB Offset 0 - Low Channel)

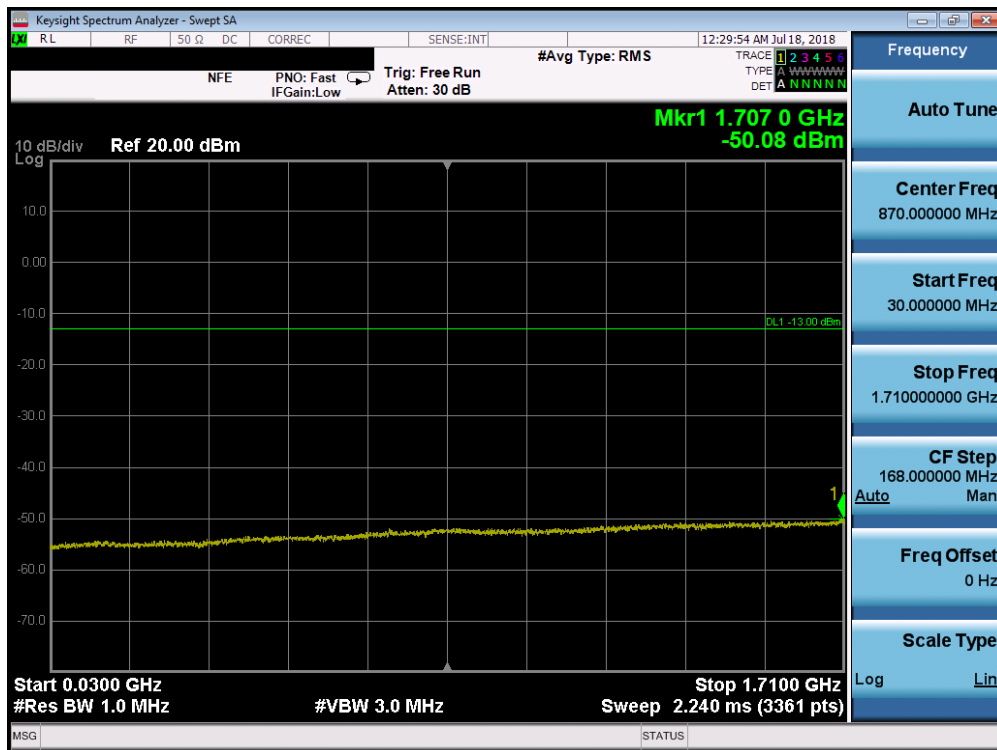


Plot 7-119. Conducted Spurious Plot (Band 66/4 - 15.0MHz QPSK - RB Size 1, RB Offset 0 - Low Channel)

FCC ID: ZNFQ910QM	PCTEST ENGINEERING LABORATORY, INC.	MEASUREMENT REPORT (CERTIFICATION)	LG	Approved by: Quality Manager
Test Report S/N: 1M1806290137-03-R3.ZNF	Test Dates: 6/29 - 7/31/2018	EUT Type: Portable Handset		Page 79 of 226

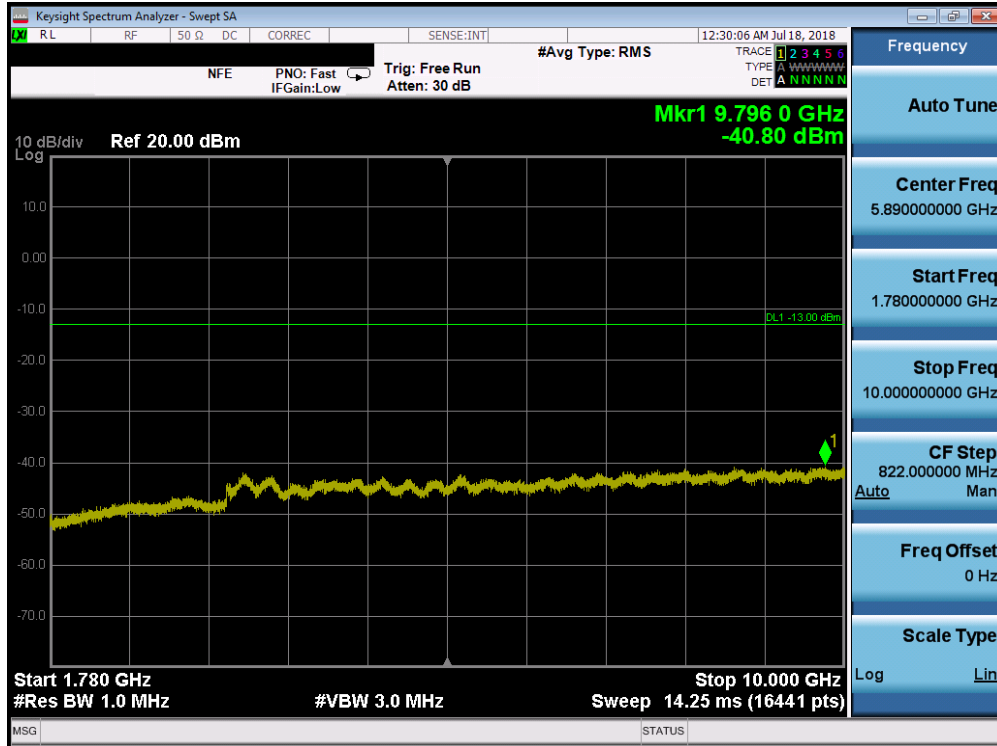


Plot 7-120. Conducted Spurious Plot (Band 66/4 - 15.0MHz QPSK - RB Size 1, RB Offset 0 - Low Channel)

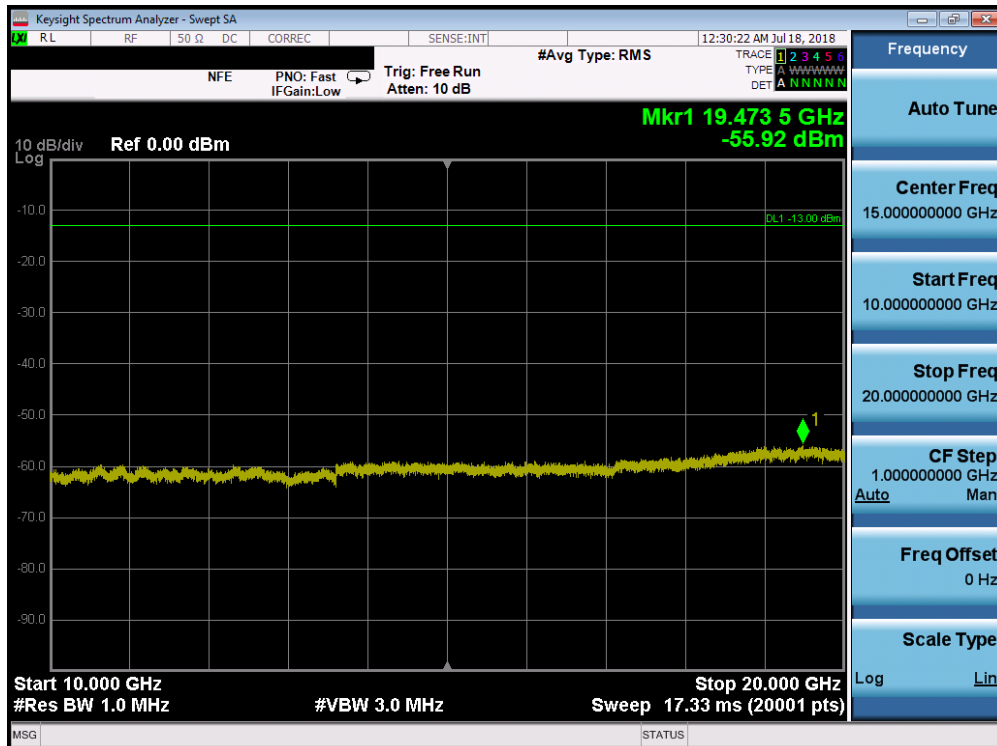


Plot 7-121. Conducted Spurious Plot (Band 66/4 - 15.0MHz QPSK - RB Size 1, RB Offset 0 - Mid Channel)

FCC ID: ZNFQ910QM	PCTEST ENGINEERING LABORATORY, INC.	MEASUREMENT REPORT (CERTIFICATION)	LG	Approved by: Quality Manager
Test Report S/N: 1M1806290137-03-R3.ZNF	Test Dates: 6/29 - 7/31/2018	EUT Type: Portable Handset		Page 80 of 226

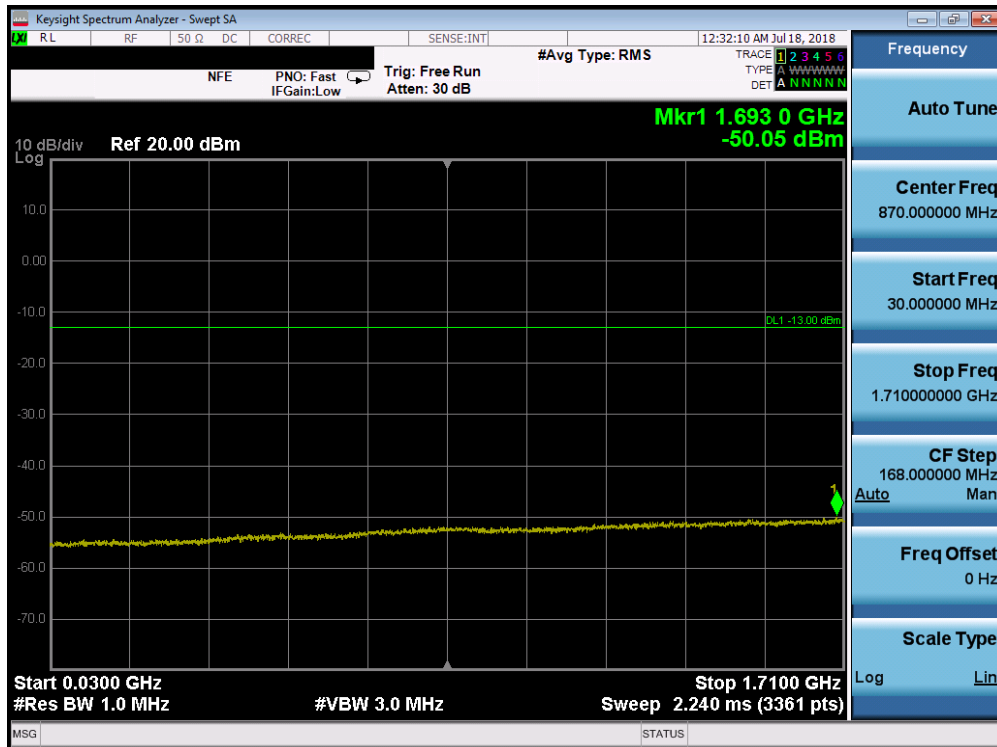


Plot 7-122. Conducted Spurious Plot (Band 66/4 - 15.0MHz QPSK - RB Size 1, RB Offset 0 - Mid Channel)

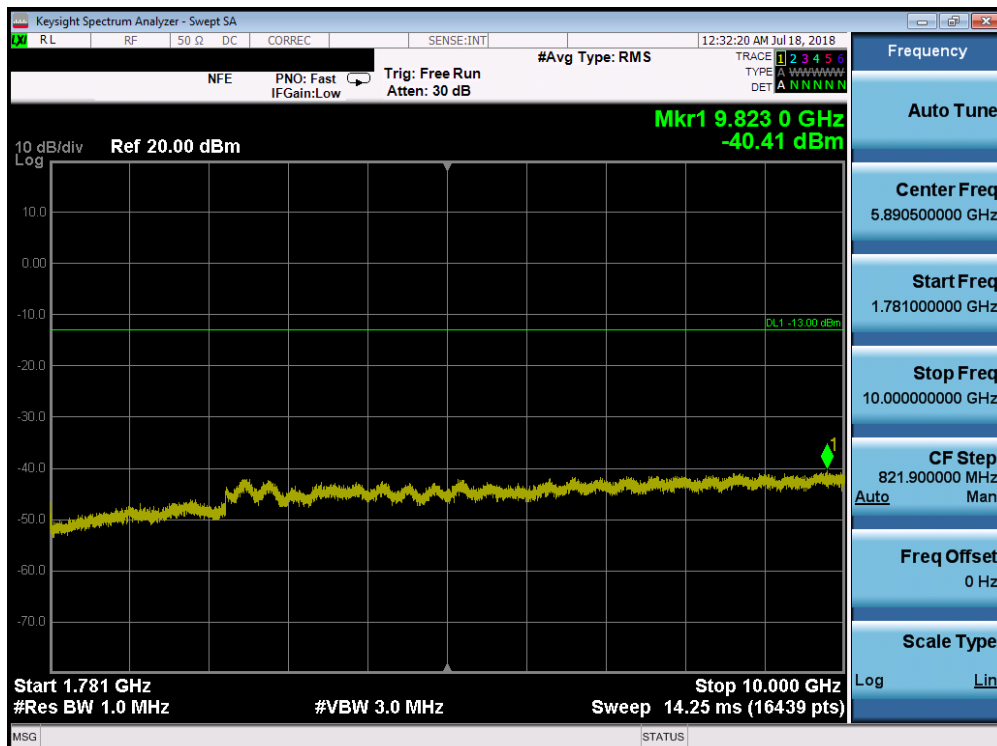


Plot 7-123. Conducted Spurious Plot (Band 66/4 - 15.0MHz QPSK - RB Size 1, RB Offset 0 - Mid Channel)

FCC ID: ZNFQ910QM	PCTEST ENGINEERING LABORATORY, INC.	MEASUREMENT REPORT (CERTIFICATION)	LG	Approved by: Quality Manager
Test Report S/N: 1M1806290137-03-R3.ZNF	Test Dates: 6/29 - 7/31/2018	EUT Type: Portable Handset		Page 81 of 226

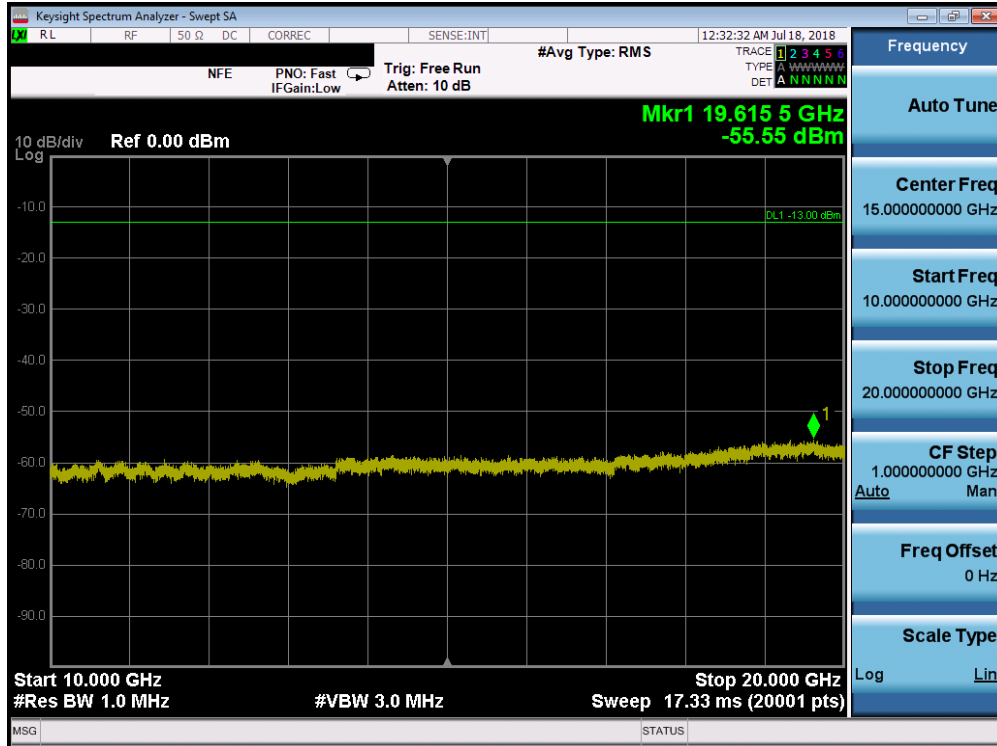


Plot 7-124. Conducted Spurious Plot (Band 66/4 - 15.0MHz QPSK - RB Size 1, RB Offset 0 - High Channel)



Plot 7-125. Conducted Spurious Plot (Band 66/4 - 15.0MHz QPSK - RB Size 1, RB Offset 0 - High Channel)

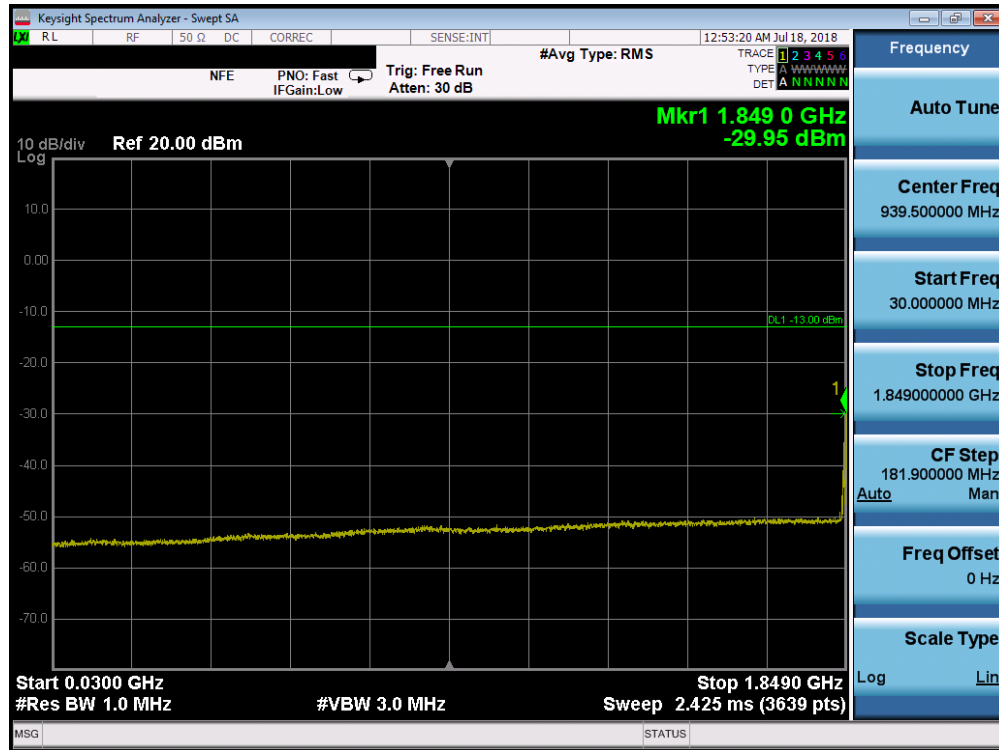
FCC ID: ZNFQ910QM	PCTEST ENGINEERING LABORATORY, INC.	MEASUREMENT REPORT (CERTIFICATION)	LG	Approved by: Quality Manager
Test Report S/N: 1M1806290137-03-R3.ZNF	Test Dates: 6/29 - 7/31/2018	EUT Type: Portable Handset		Page 82 of 226



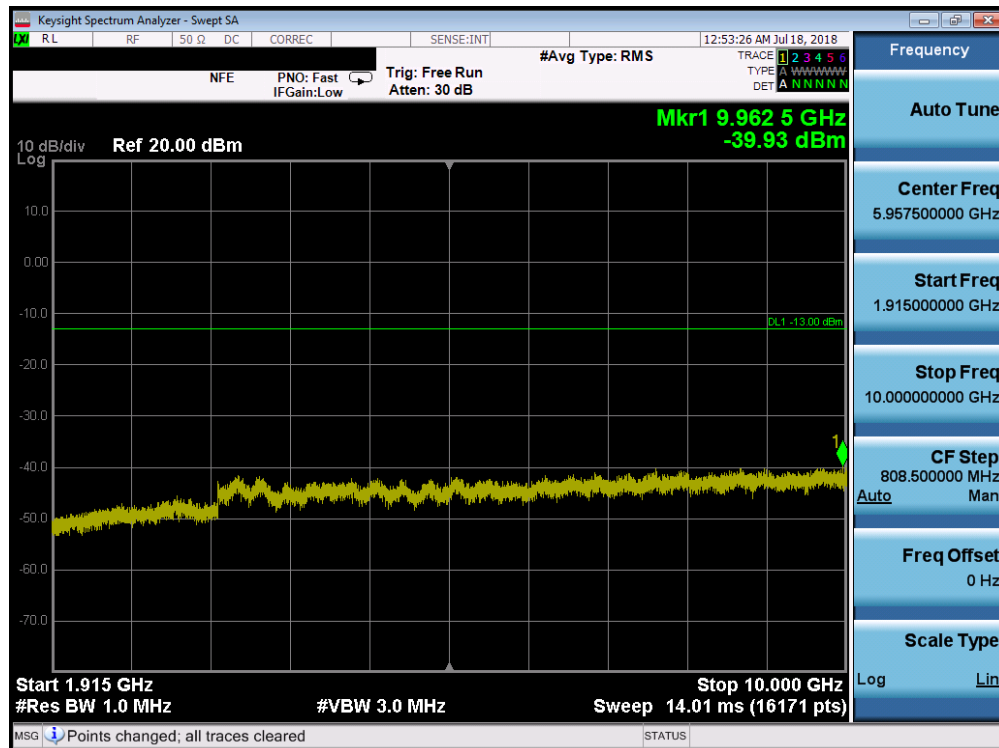
Plot 7-126. Conducted Spurious Plot (Band 66/4 - 15.0MHz QPSK - RB Size 1, RB Offset 0 - High Channel)

FCC ID: ZNFQ910QM		MEASUREMENT REPORT (CERTIFICATION)		Approved by: Quality Manager
Test Report S/N: 1M1806290137-03-R3.ZNF	Test Dates: 6/29 - 7/31/2018	EUT Type: Portable Handset		Page 83 of 226

Band 25/2

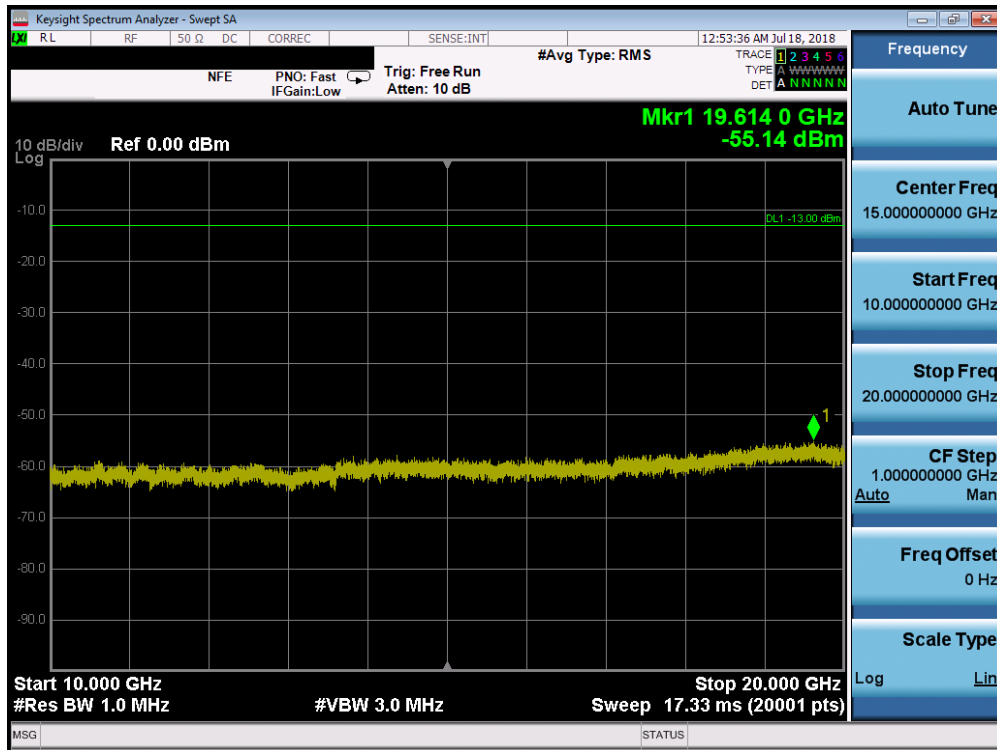


Plot 7-127. Conducted Spurious Plot (Band 25/2 - 20.0MHz QPSK - RB Size 1, RB Offset 0 - Low Channel)



Plot 7-128. Conducted Spurious Plot (Band 25/2 - 20.0MHz QPSK - RB Size 1, RB Offset 0 - Low Channel)

FCC ID: ZNFQ910QM	PCTEST ENGINEERING LABORATORY, INC.	MEASUREMENT REPORT (CERTIFICATION)	LG	Approved by: Quality Manager
Test Report S/N: 1M1806290137-03-R3.ZNF	Test Dates: 6/29 - 7/31/2018	EUT Type: Portable Handset		Page 84 of 226

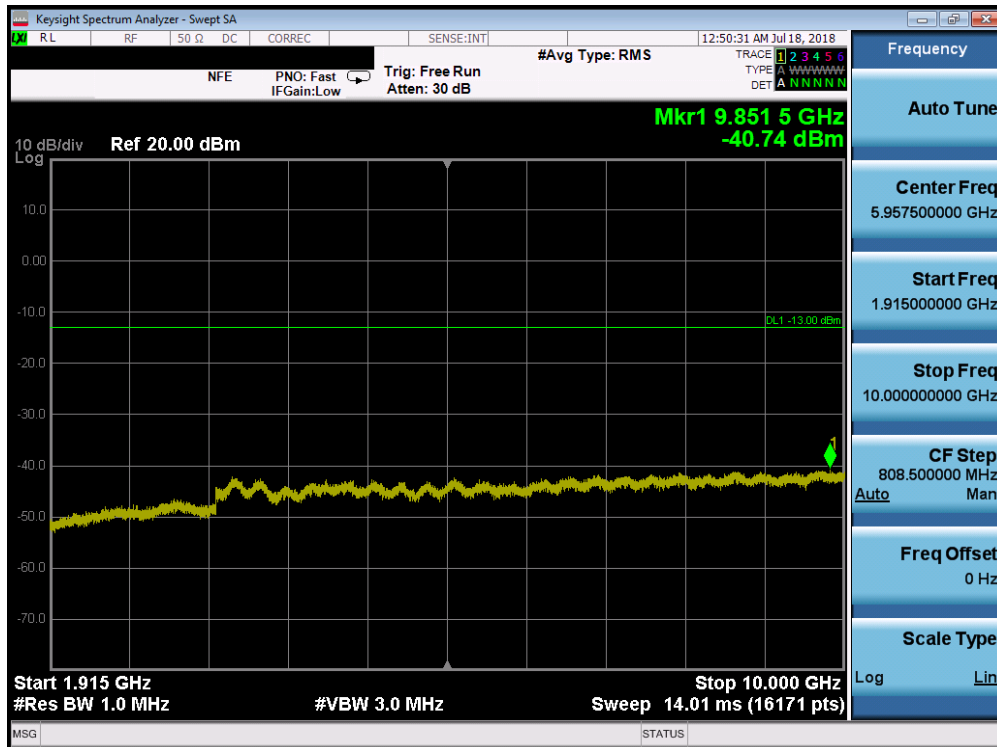


Plot 7-129. Conducted Spurious Plot (Band 25/2 - 20.0MHz QPSK - RB Size 1, RB Offset 0 - Low Channel)

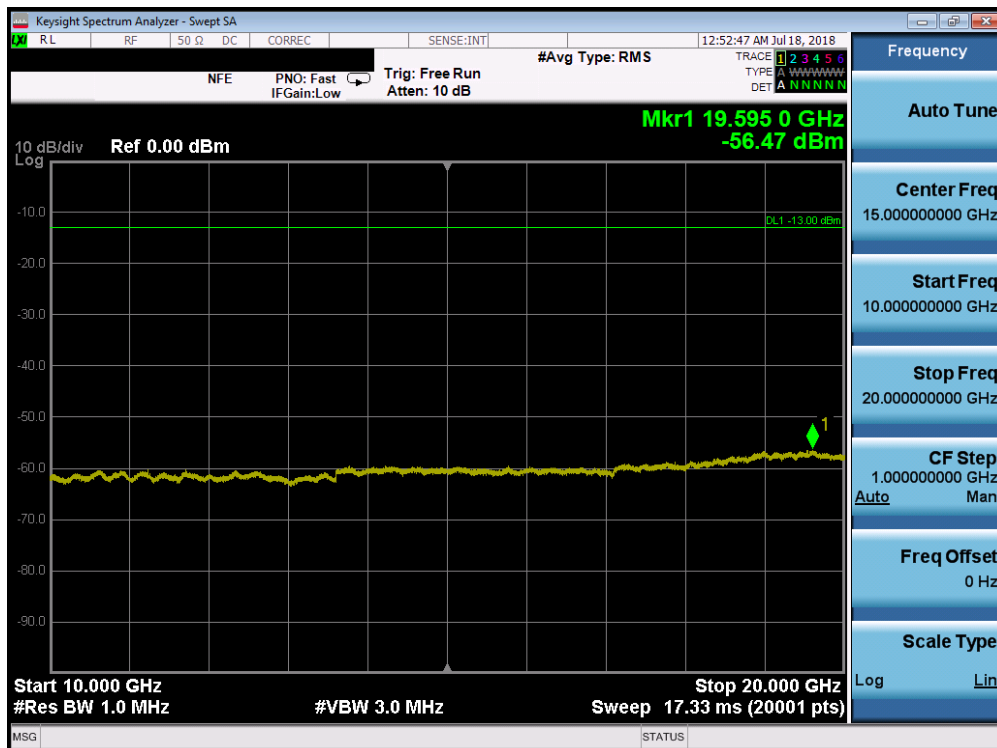


Plot 7-130. Conducted Spurious Plot (Band 25/2 - 20.0MHz QPSK - RB Size 1, RB Offset 0 - Mid Channel)

FCC ID: ZNFQ910QM	PCTEST ENGINEERING LABORATORY, INC.	MEASUREMENT REPORT (CERTIFICATION)	LG	Approved by: Quality Manager
Test Report S/N: 1M1806290137-03-R3.ZNF	Test Dates: 6/29 - 7/31/2018	EUT Type: Portable Handset		Page 85 of 226

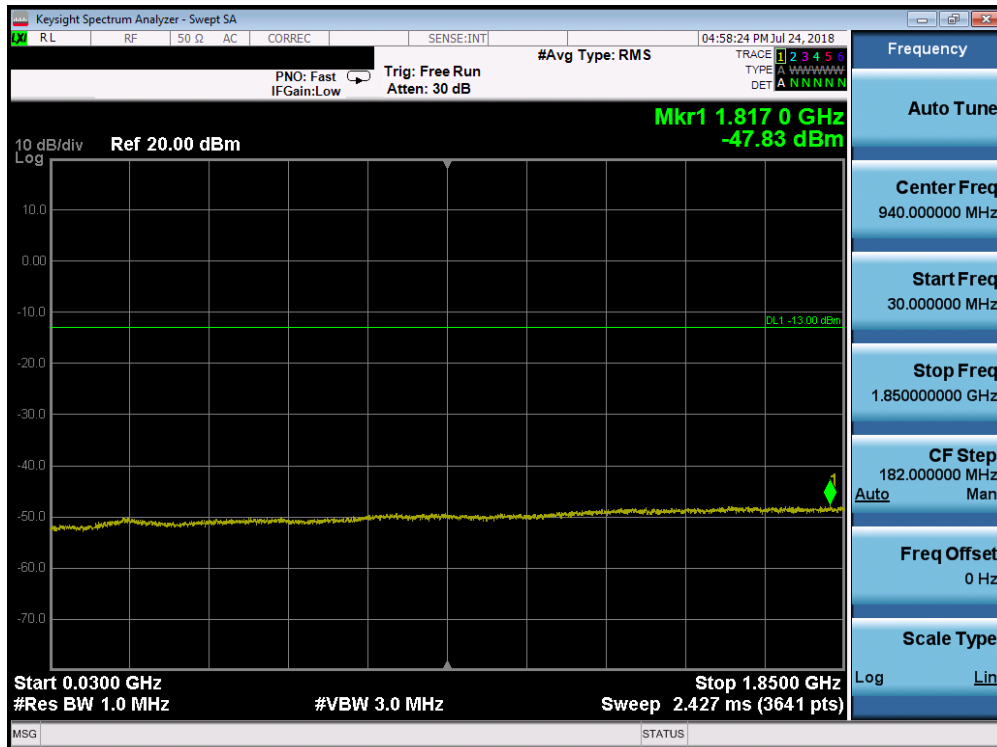


Plot 7-131. Conducted Spurious Plot (Band 25/2 - 20.0MHz QPSK - RB Size 1, RB Offset 0 - Mid Channel)

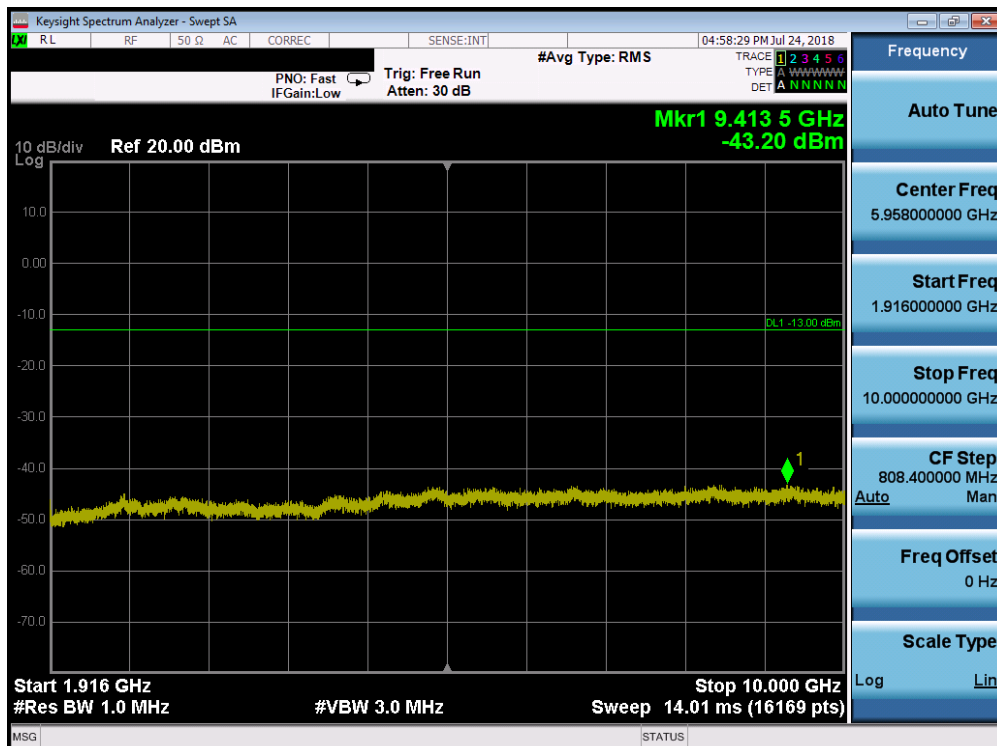


Plot 7-132. Conducted Spurious Plot (Band 25/2 - 20.0MHz QPSK - RB Size 1, RB Offset 0 - Mid Channel)

FCC ID: ZNFQ910QM	PCTEST ENGINEERING LABORATORY, INC.	MEASUREMENT REPORT (CERTIFICATION)	LG	Approved by: Quality Manager
Test Report S/N: 1M1806290137-03-R3.ZNF	Test Dates: 6/29 - 7/31/2018	EUT Type: Portable Handset		Page 86 of 226

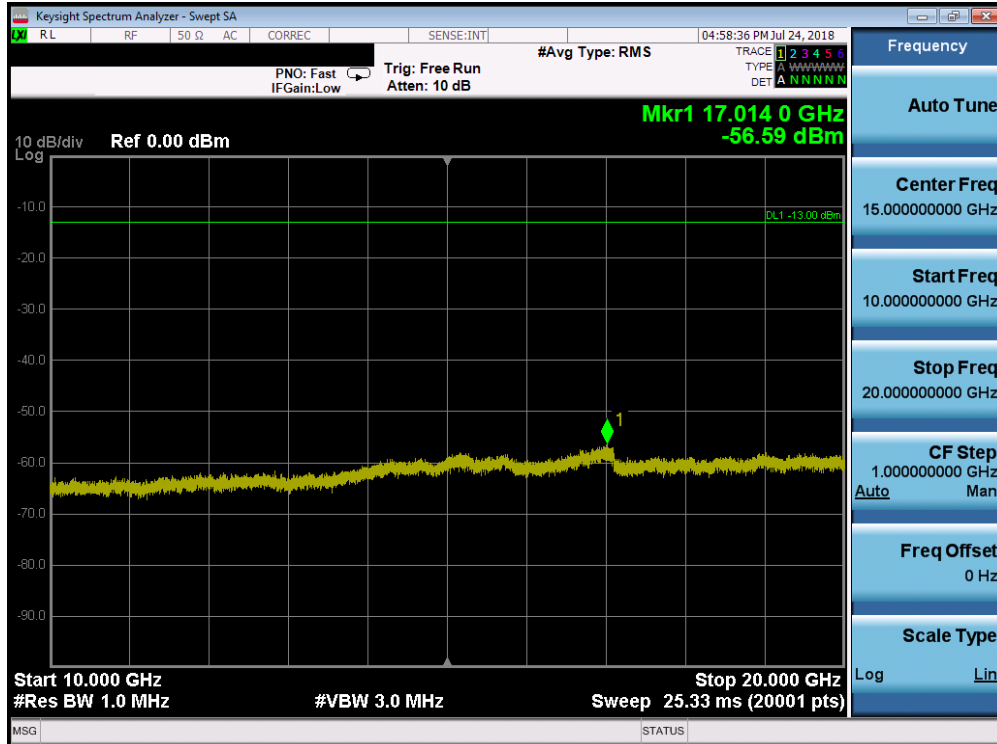


Plot 7-133. Conducted Spurious Plot (Band 25/2 - 20.0MHz QPSK - RB Size 1, RB Offset 0 - High Channel)



Plot 7-134. Conducted Spurious Plot (Band 25/2 - 20.0MHz QPSK - RB Size 1, RB Offset 0 - High Channel)

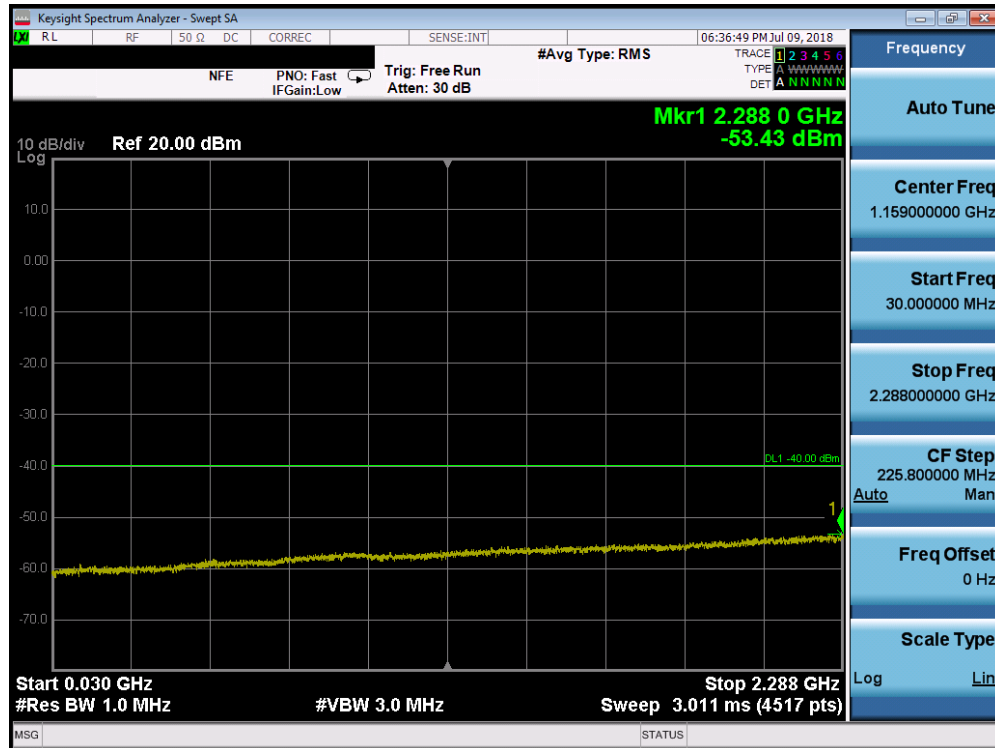
FCC ID: ZNFQ910QM	PCTEST ENGINEERING LABORATORY, INC.	MEASUREMENT REPORT (CERTIFICATION)	LG	Approved by: Quality Manager
Test Report S/N: 1M1806290137-03-R3.ZNF	Test Dates: 6/29 - 7/31/2018	EUT Type: Portable Handset		Page 87 of 226



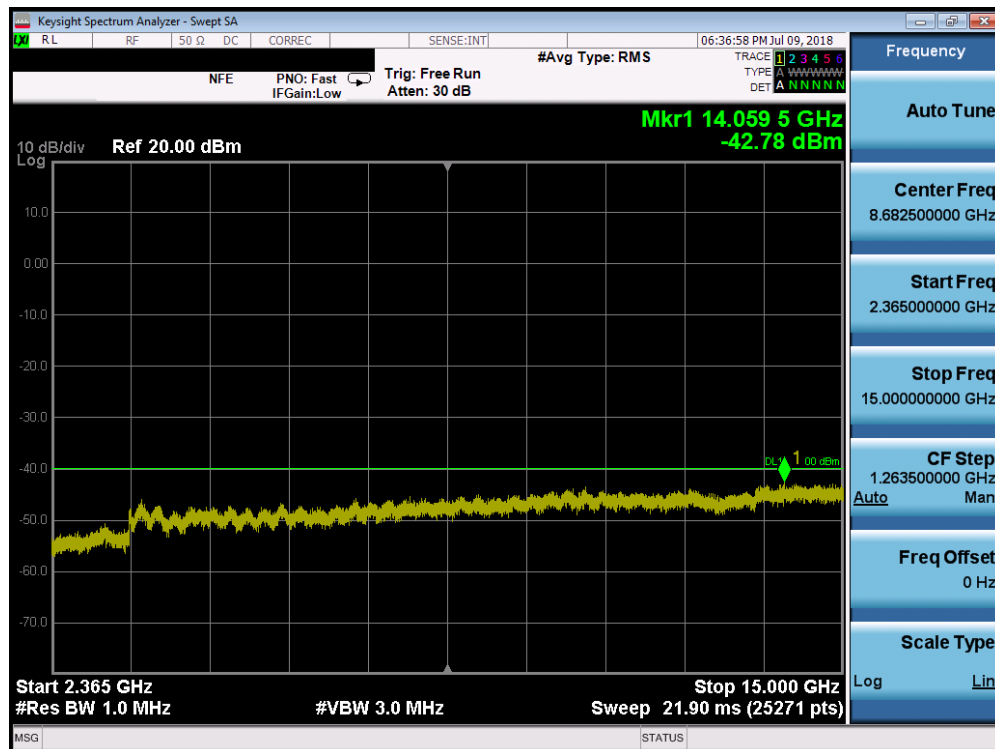
Plot 7-135. Conducted Spurious Plot (Band 25/2 - 20.0MHz QPSK - RB Size 1, RB Offset 0 - High Channel)

FCC ID: ZNFQ910QM	 MEASUREMENT REPORT (CERTIFICATION) 		Approved by: Quality Manager
Test Report S/N: 1M1806290137-03-R3.ZNF	Test Dates: 6/29 - 7/31/2018	EUT Type: Portable Handset	Page 88 of 226

Band 30

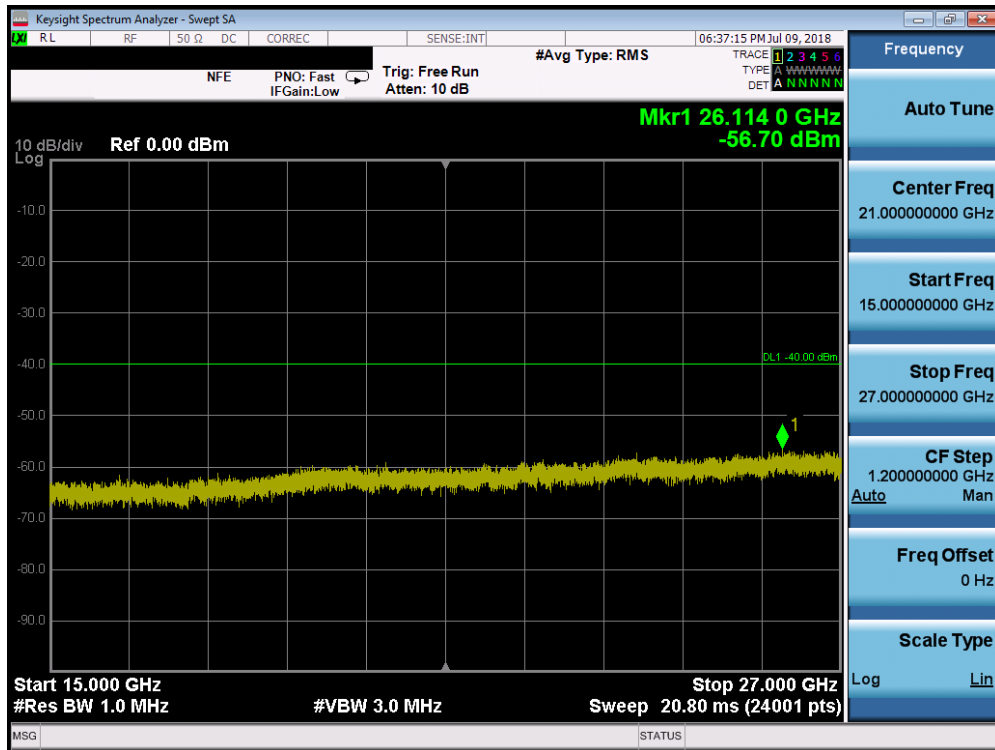


Plot 7-136. Conducted Spurious Plot (Band 30 - 5.0MHz QPSK - RB Size 1, RB Offset 0 – Low Channel)



Plot 7-137. Conducted Spurious Plot (Band 30 - 5.0MHz QPSK - RB Size 1, RB Offset 0 – Low Channel)

FCC ID: ZNFQ910QM	PCTEST ENGINEERING LABORATORY, INC.	MEASUREMENT REPORT (CERTIFICATION)	LG	Approved by: Quality Manager
Test Report S/N: 1M1806290137-03-R3-ZNF	Test Dates: 6/29 - 7/31/2018	EUT Type: Portable Handset		Page 89 of 226

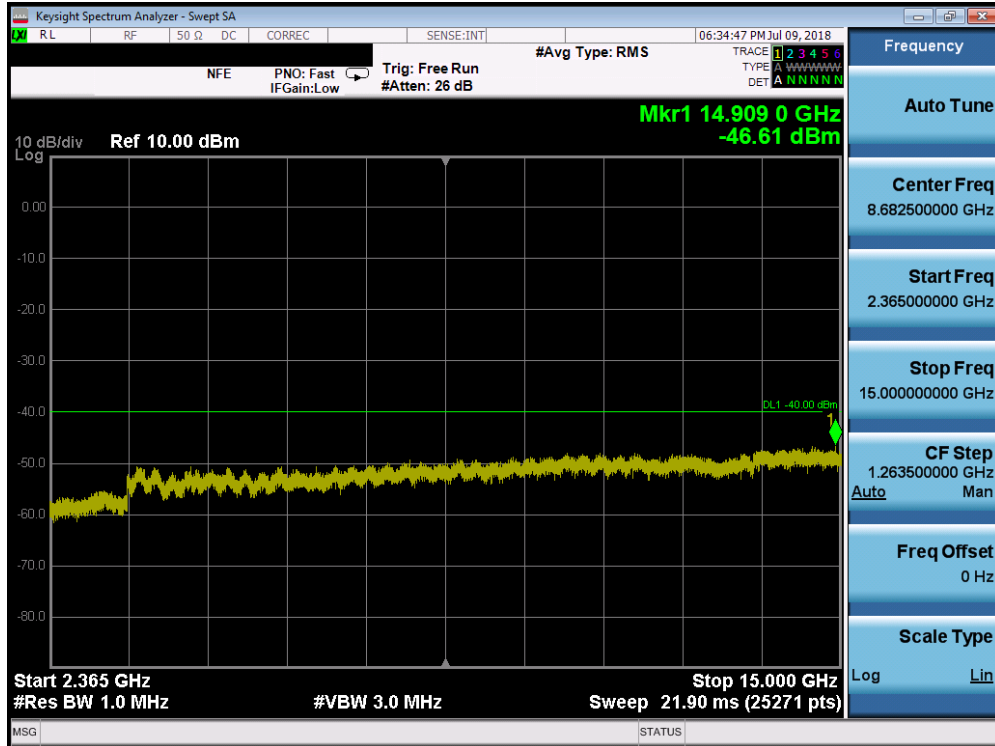


Plot 7-138. Conducted Spurious Plot (Band 30 - 5.0MHz QPSK - RB Size 1, RB Offset 0 – Low Channel)

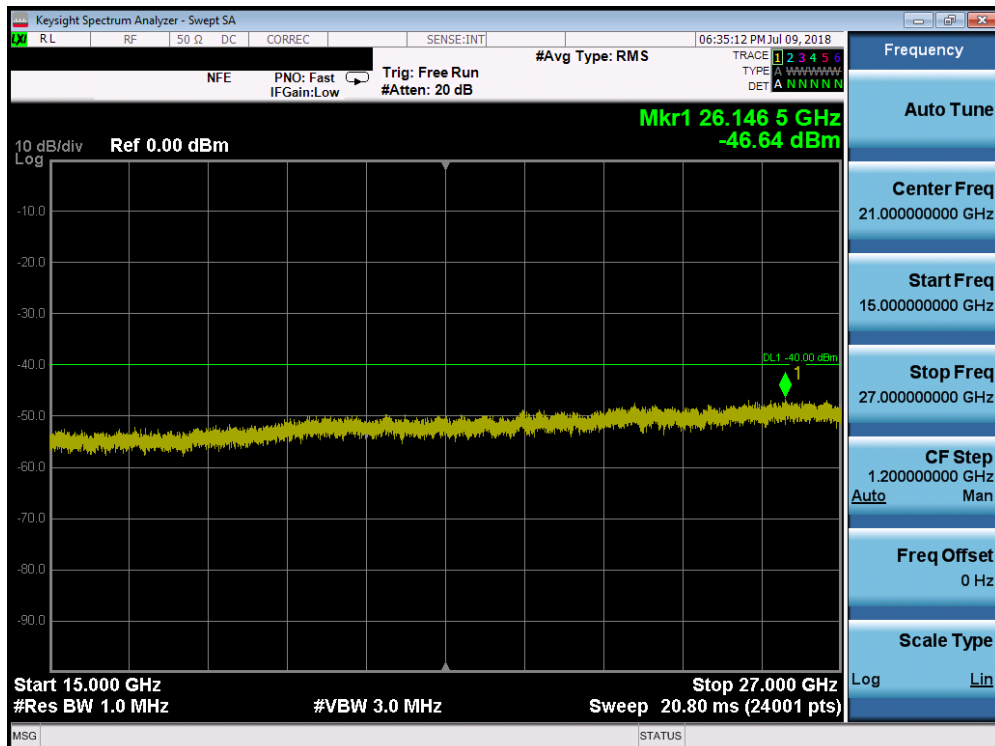


Plot 7-139. Conducted Spurious Plot (Band 30 - 5.0MHz QPSK - RB Size 1, RB Offset 0 – Mid Channel)

FCC ID: ZNFQ910QM	PCTEST ENGINEERING LABORATORY, INC.	MEASUREMENT REPORT (CERTIFICATION)	LG	Approved by: Quality Manager
Test Report S/N: 1M1806290137-03-R3-ZNF	Test Dates: 6/29 - 7/31/2018	EUT Type: Portable Handset		Page 90 of 226

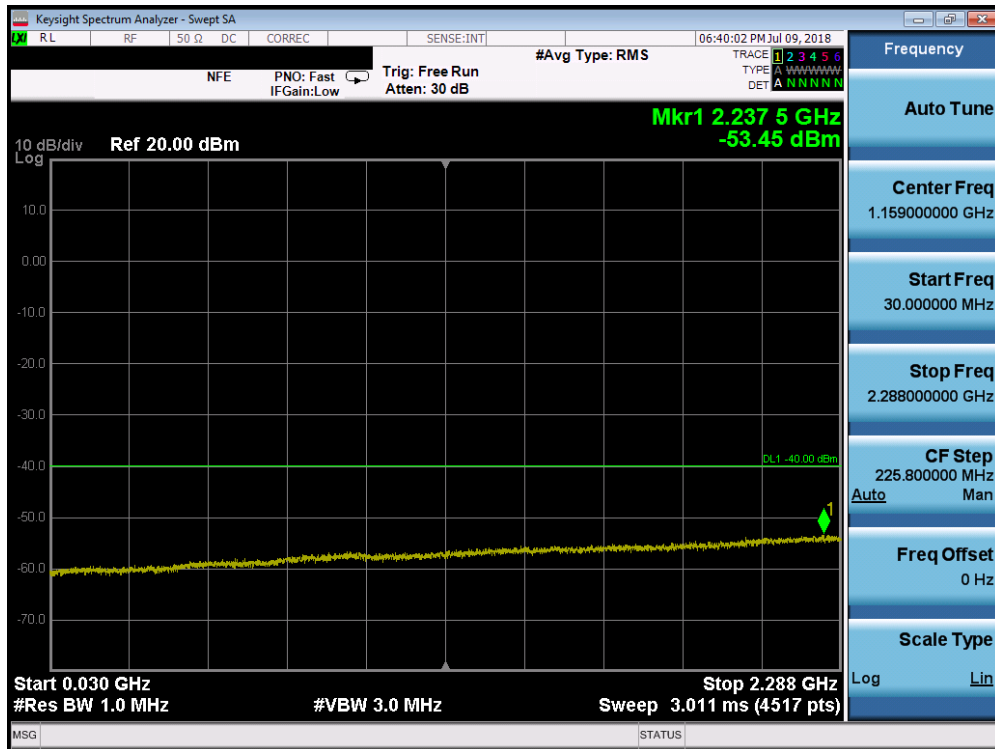


Plot 7-140. Conducted Spurious Plot (Band 30 - 5.0MHz QPSK - RB Size 1, RB Offset 0 – Mid Channel)

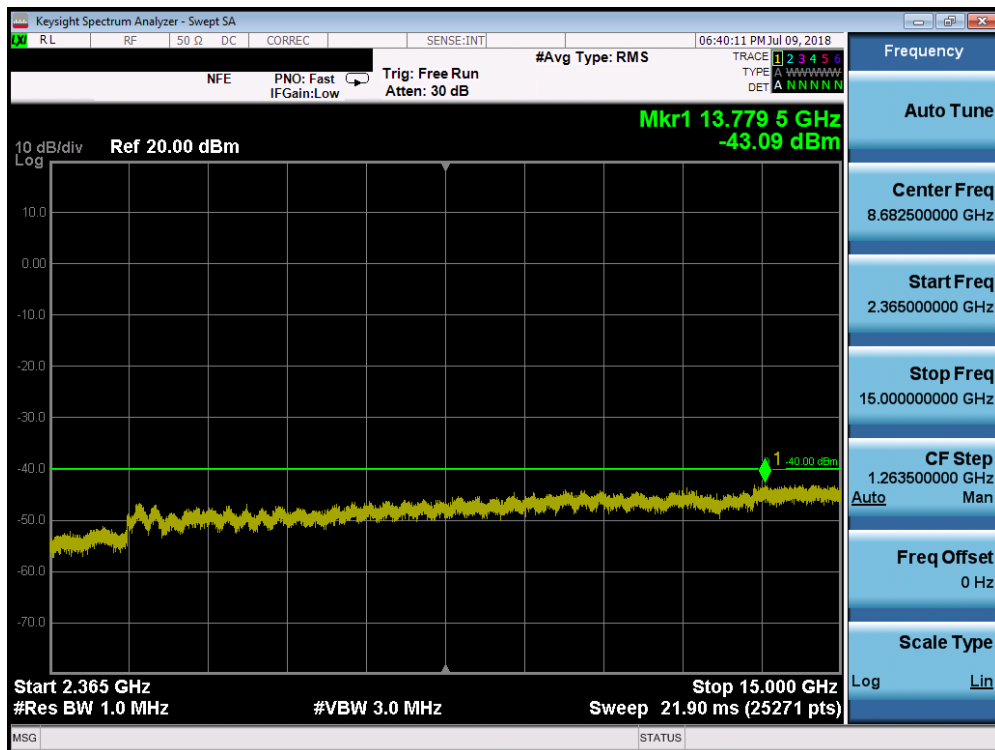


Plot 7-141. Conducted Spurious Plot (Band 30 - 5.0MHz QPSK - RB Size 1, RB Offset 0 – Mid Channel)

FCC ID: ZNFQ910QM	PCTEST ENGINEERING LABORATORY, INC.	MEASUREMENT REPORT (CERTIFICATION)	LG	Approved by: Quality Manager
Test Report S/N: 1M1806290137-03-R3.ZNF	Test Dates: 6/29 - 7/31/2018	EUT Type: Portable Handset		Page 91 of 226

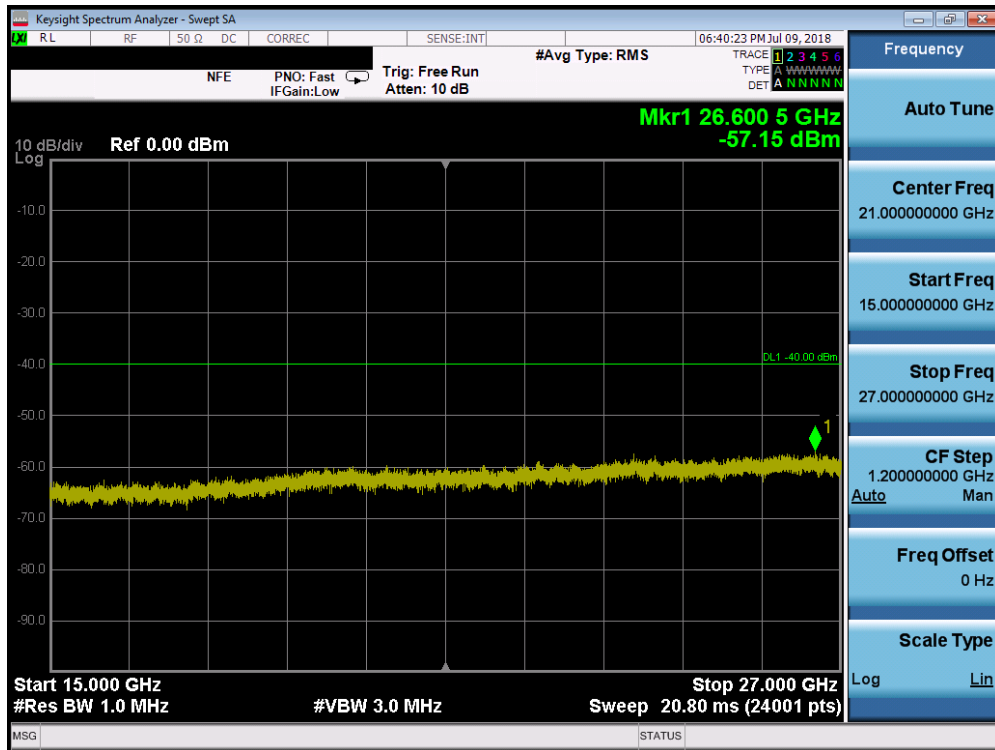


Plot 7-142. Conducted Spurious Plot (Band 30 - 5.0MHz QPSK - RB Size 1, RB Offset 0 – High Channel)



Plot 7-143. Conducted Spurious Plot (Band 30 - 5.0MHz QPSK - RB Size 1, RB Offset 0 – High Channel)

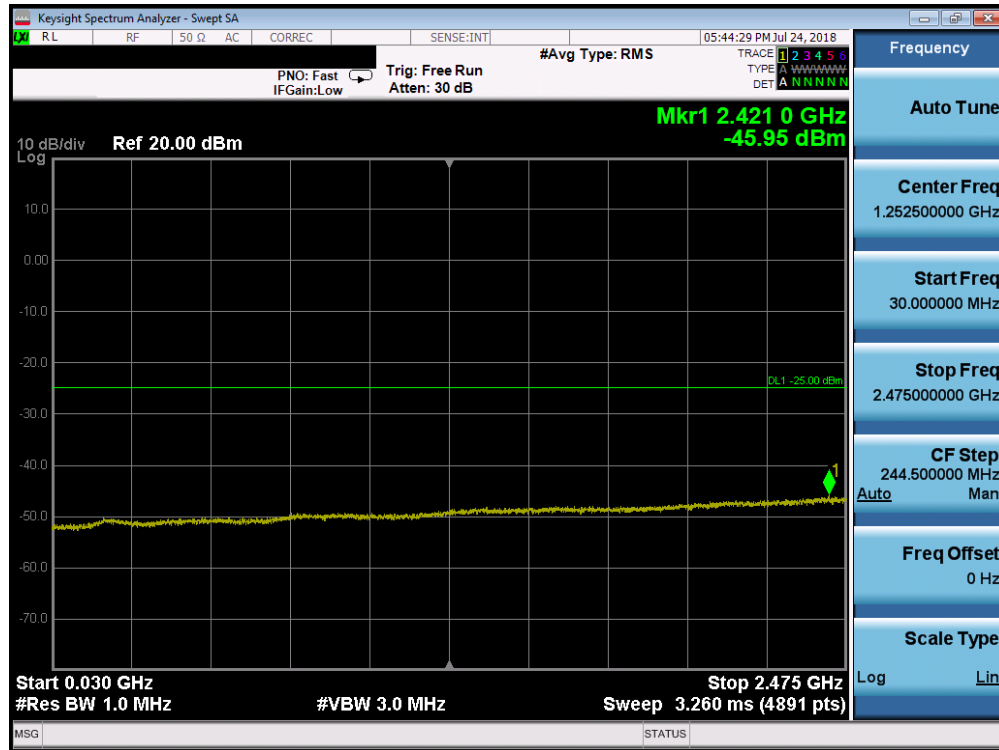
FCC ID: ZNFQ910QM	PCTEST ENGINEERING LABORATORY, INC.	MEASUREMENT REPORT (CERTIFICATION)	LG	Approved by: Quality Manager
Test Report S/N: 1M1806290137-03-R3.ZNF	Test Dates: 6/29 - 7/31/2018	EUT Type: Portable Handset		Page 92 of 226



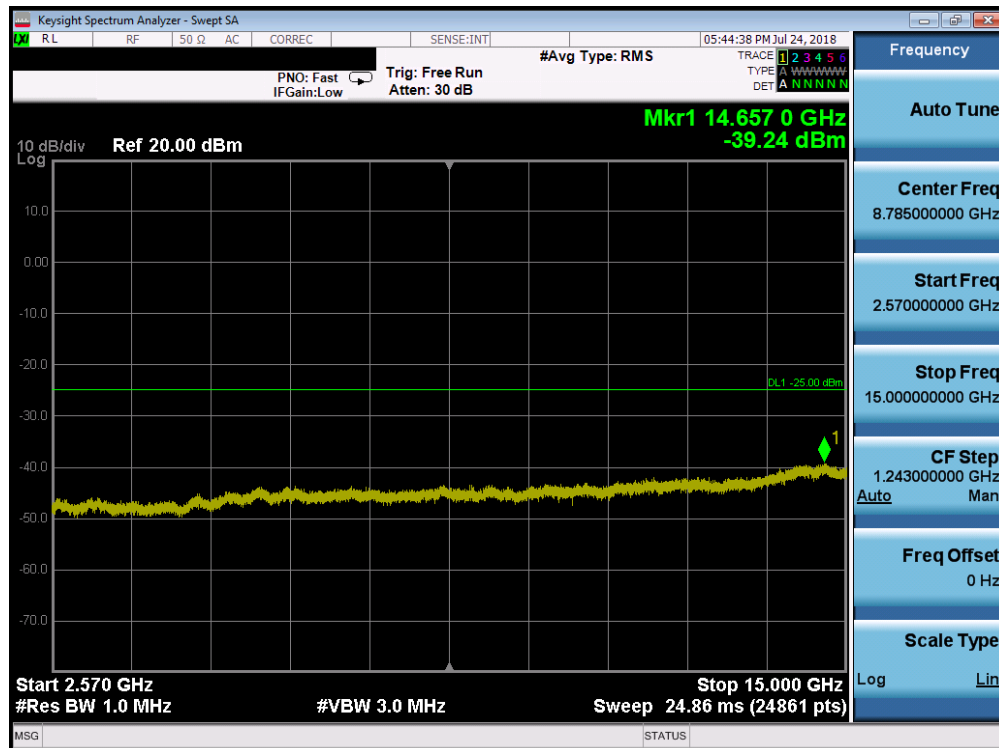
Plot 7-144. Conducted Spurious Plot (Band 30 - 5.0MHz QPSK - RB Size 1, RB Offset 0 – High Channel)

FCC ID: ZNFQ910QM	PCTEST ENGINEERING LABORATORY, INC.	MEASUREMENT REPORT (CERTIFICATION)	LG	Approved by: Quality Manager
Test Report S/N: 1M1806290137-03-R3.ZNF	Test Dates: 6/29 - 7/31/2018	EUT Type: Portable Handset		Page 93 of 226

Band 7

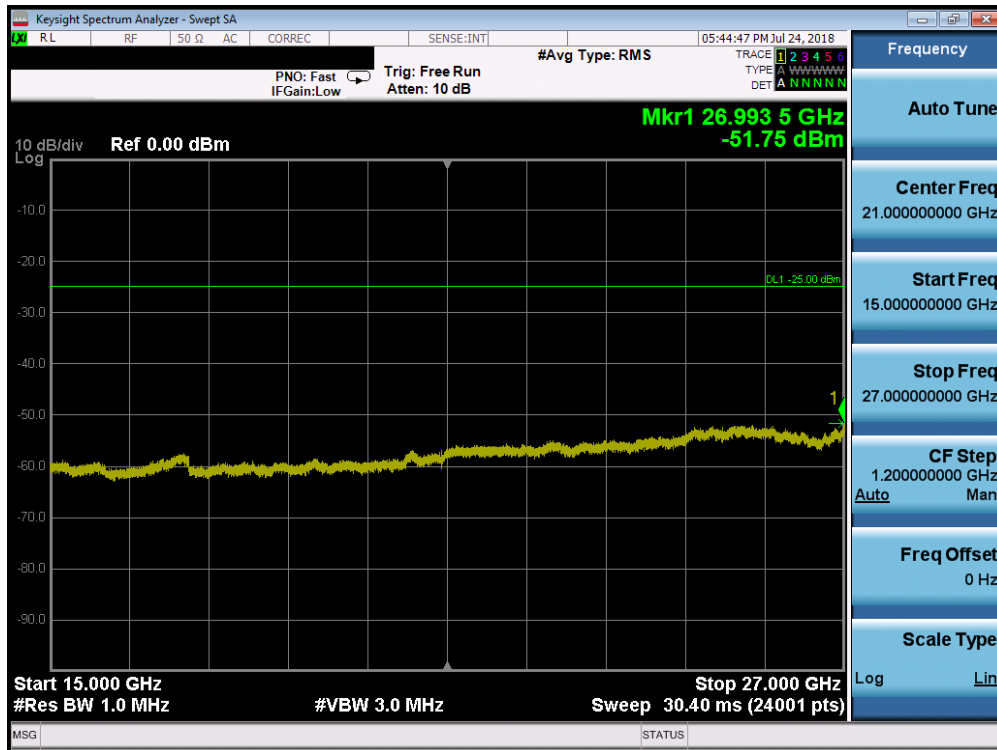


Plot 7-145. Conducted Spurious Plot (Band 7 - 20.0MHz QPSK - RB Size 1, RB Offset 0 - Low Channel)

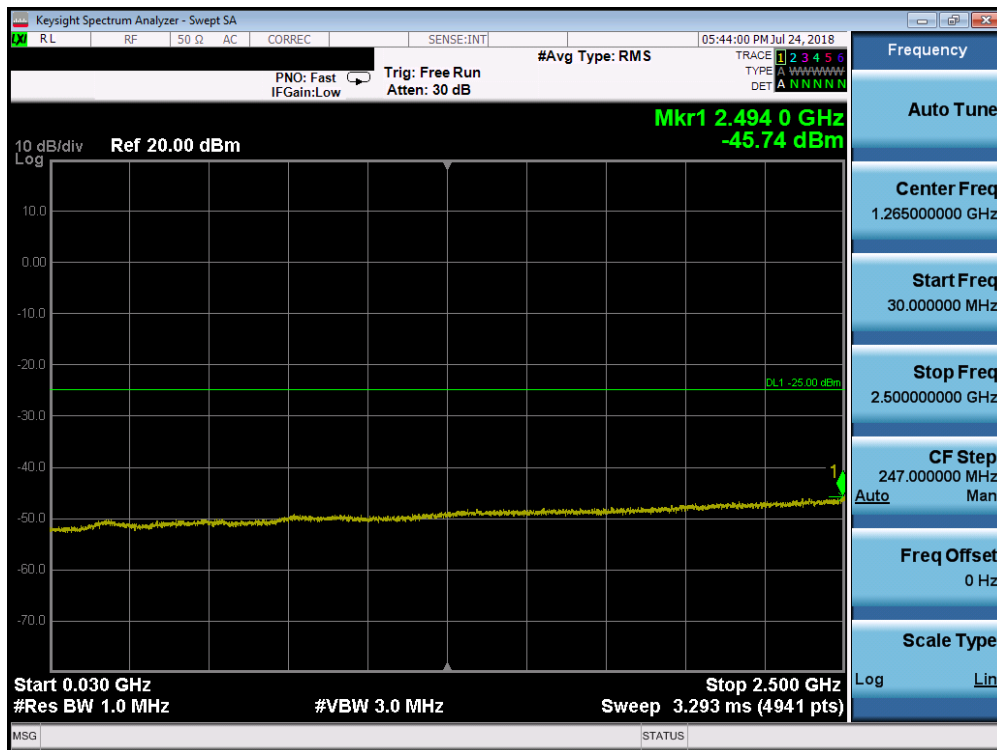


Plot 7-146. Conducted Spurious Plot (Band 7 - 20.0MHz QPSK - RB Size 1, RB Offset 0 - Low Channel)

FCC ID: ZNFQ910QM	PCTEST ENGINEERING LABORATORY, INC.	MEASUREMENT REPORT (CERTIFICATION)	LG	Approved by: Quality Manager
Test Report S/N: 1M1806290137-03-R3.ZNF	Test Dates: 6/29 - 7/31/2018	EUT Type: Portable Handset		Page 94 of 226

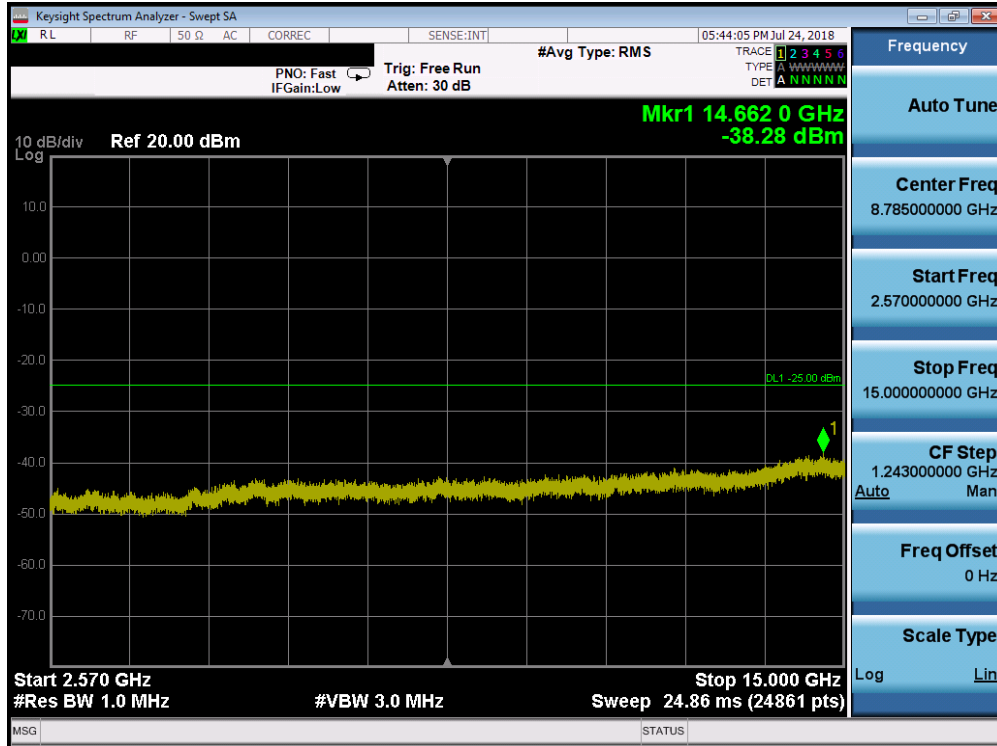


Plot 7-147. Conducted Spurious Plot (Band 7 - 20.0MHz QPSK - RB Size 1, RB Offset 0 - Low Channel)

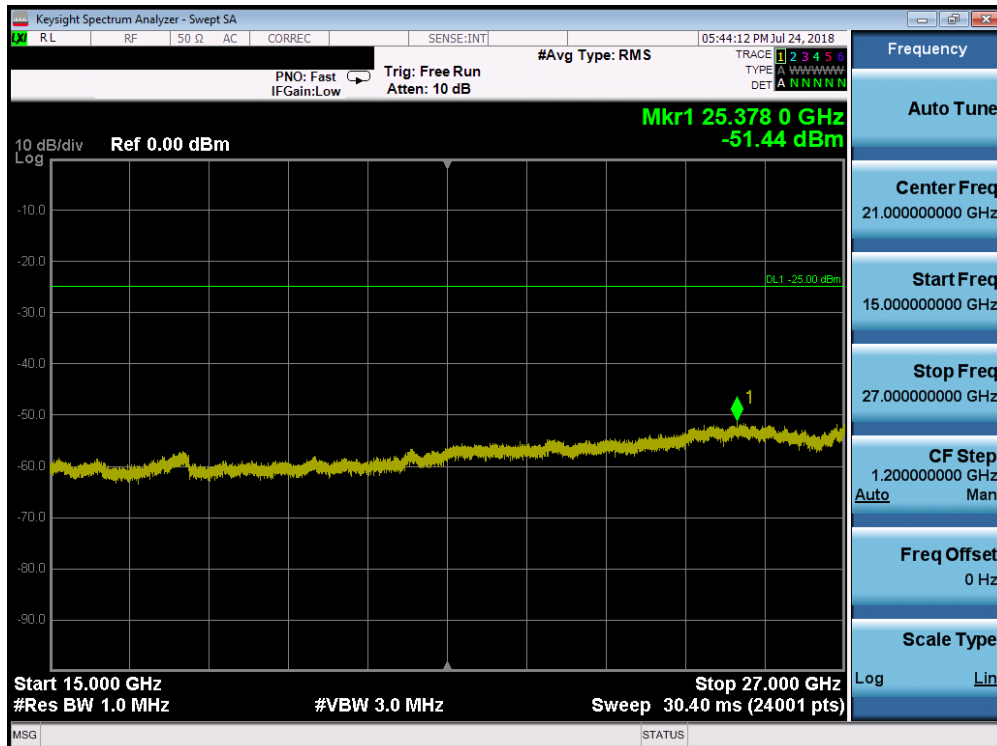


Plot 7-148. Conducted Spurious Plot (Band 7 - 20.0MHz QPSK - RB Size 1, RB Offset 0 - Mid Channel)

FCC ID: ZNFQ910QM	PCTEST ENGINEERING LABORATORY, INC.	MEASUREMENT REPORT (CERTIFICATION)	LG	Approved by: Quality Manager
Test Report S/N: 1M1806290137-03-R3.ZNF	Test Dates: 6/29 - 7/31/2018	EUT Type: Portable Handset		Page 95 of 226

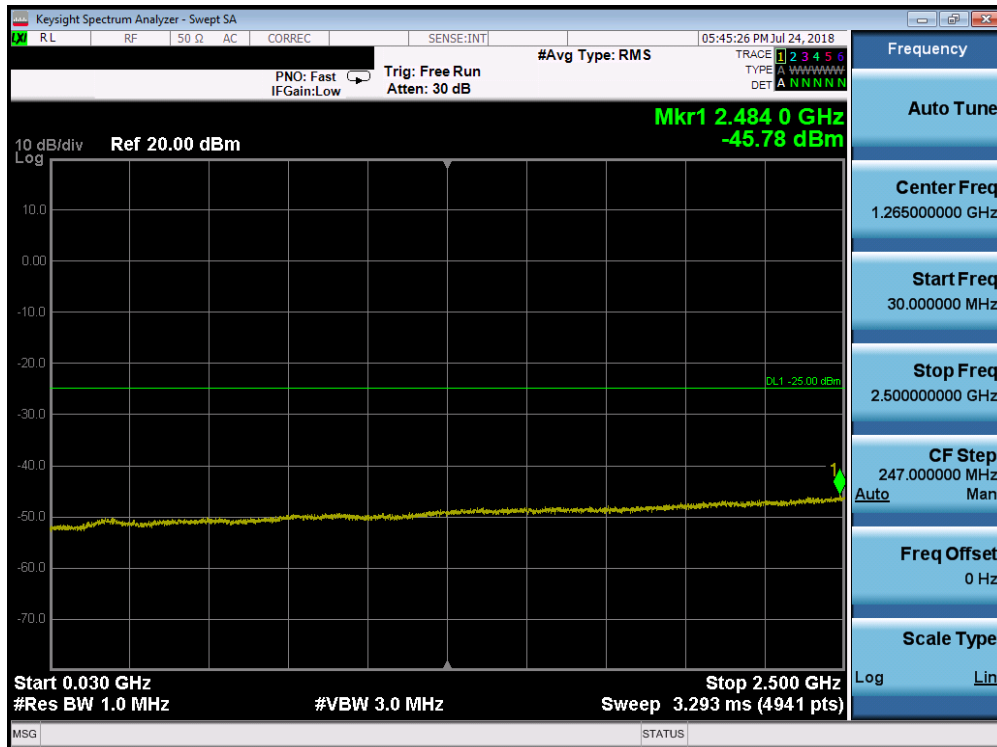


Plot 7-149. Conducted Spurious Plot (Band 7 - 20.0MHz QPSK - RB Size 1, RB Offset 0 - Mid Channel)

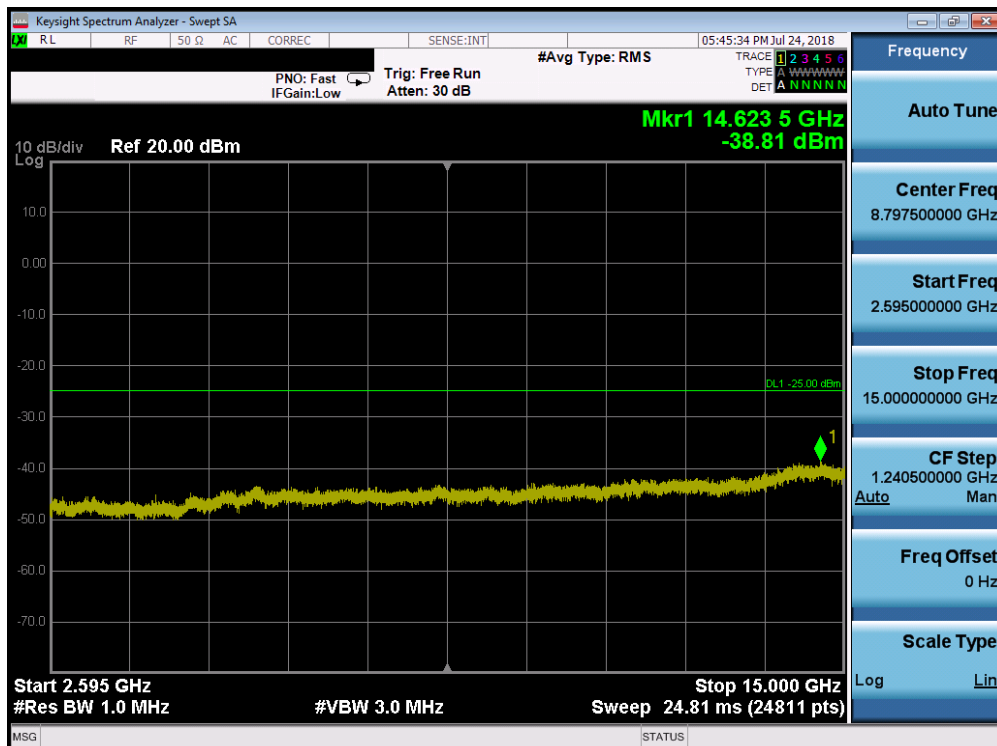


Plot 7-150. Conducted Spurious Plot (Band 7 - 20.0MHz QPSK - RB Size 1, RB Offset 0 - Mid Channel)

FCC ID: ZNFQ910QM	PCTEST ENGINEERING LABORATORY, INC.	MEASUREMENT REPORT (CERTIFICATION)	LG	Approved by: Quality Manager
Test Report S/N: 1M1806290137-03-R3.ZNF	Test Dates: 6/29 - 7/31/2018	EUT Type: Portable Handset		Page 96 of 226

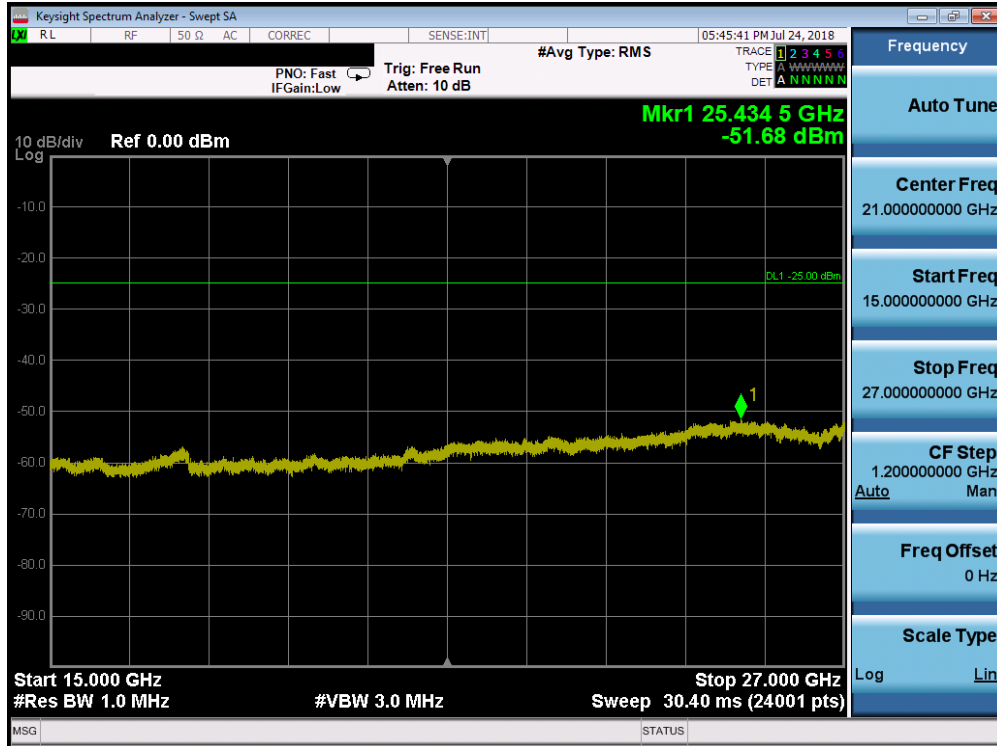


Plot 7-151. Conducted Spurious Plot (Band 7 - 20.0MHz QPSK - RB Size 1, RB Offset 0 - High Channel)



Plot 7-152. Conducted Spurious Plot (Band 7 - 20.0MHz QPSK - RB Size 1, RB Offset 0 - High Channel)

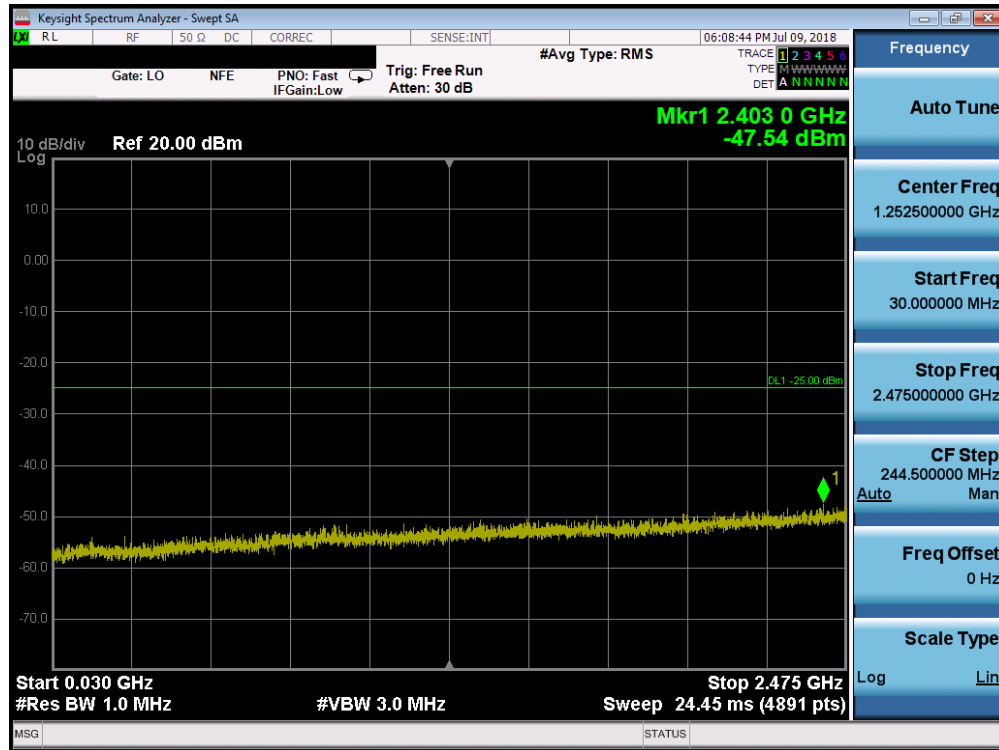
FCC ID: ZNFQ910QM	PCTEST ENGINEERING LABORATORY, INC.	MEASUREMENT REPORT (CERTIFICATION)	LG	Approved by: Quality Manager
Test Report S/N: 1M1806290137-03-R3.ZNF	Test Dates: 6/29 - 7/31/2018	EUT Type: Portable Handset		Page 97 of 226



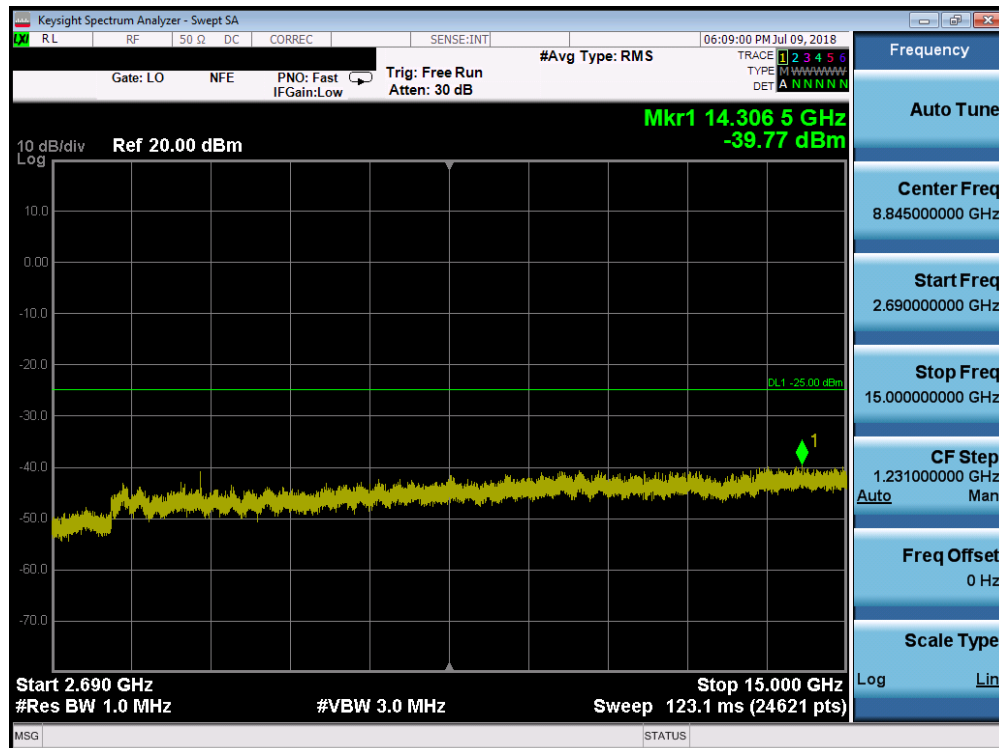
Plot 7-153. Conducted Spurious Plot (Band 7 - 20.0MHz QPSK - RB Size 1, RB Offset 0 - High Channel)

FCC ID: ZNFQ910QM	PCTEST ENGINEERING LABORATORY, INC.	MEASUREMENT REPORT (CERTIFICATION)	LG	Approved by: Quality Manager
Test Report S/N: 1M1806290137-03-R3.ZNF	Test Dates: 6/29 - 7/31/2018	EUT Type: Portable Handset		Page 98 of 226

Band 41

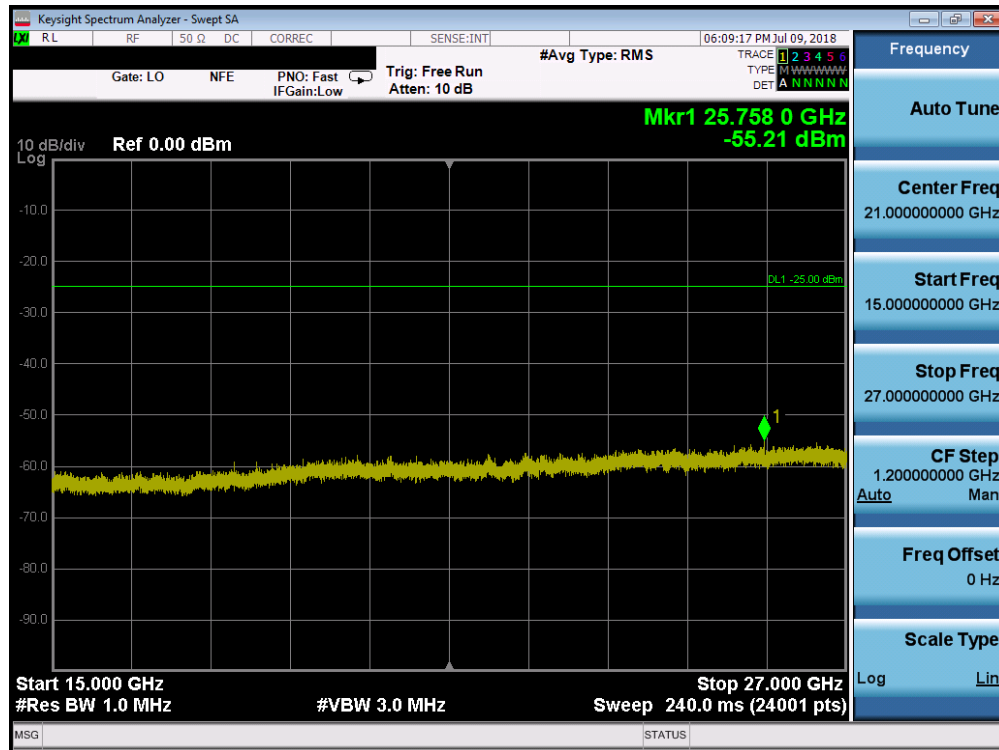


Plot 7-154. Conducted Spurious Plot (Band 41 - 20.0MHz QPSK - RB Size 1, RB Offset 0 - Low Channel)

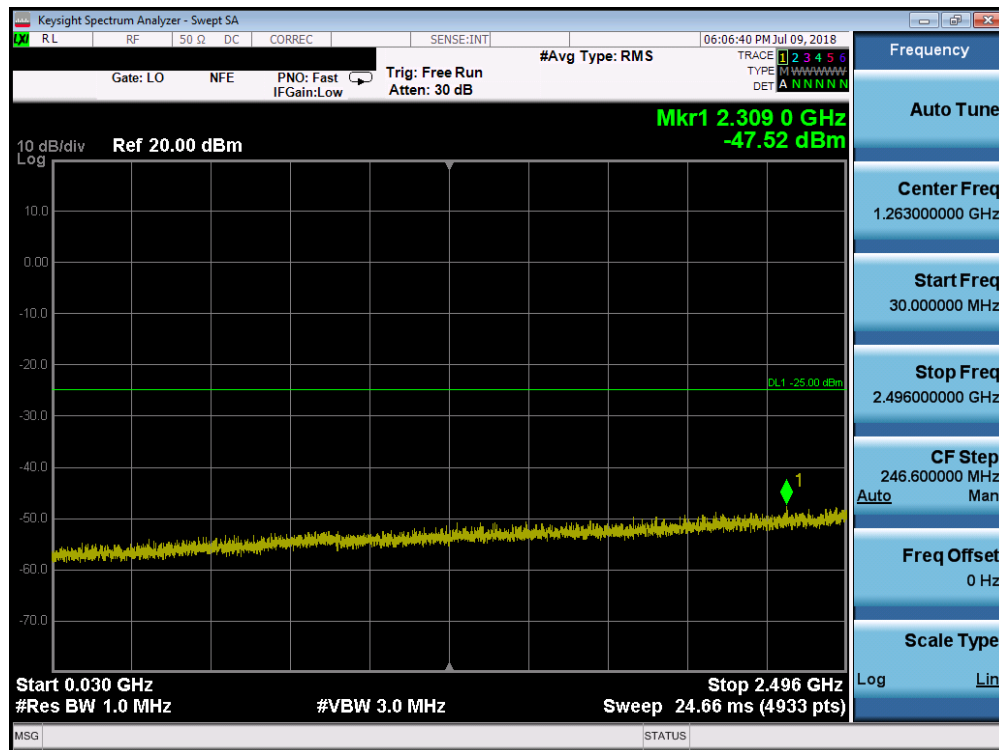


Plot 7-155. Conducted Spurious Plot (Band 41 - 20.0MHz QPSK - RB Size 1, RB Offset 0 - Low Channel)

FCC ID: ZNFQ910QM	PCTEST ENGINEERING LABORATORY, INC.	MEASUREMENT REPORT (CERTIFICATION)	LG	Approved by: Quality Manager
Test Report S/N: 1M1806290137-03-R3.ZNF	Test Dates: 6/29 - 7/31/2018	EUT Type: Portable Handset		Page 99 of 226

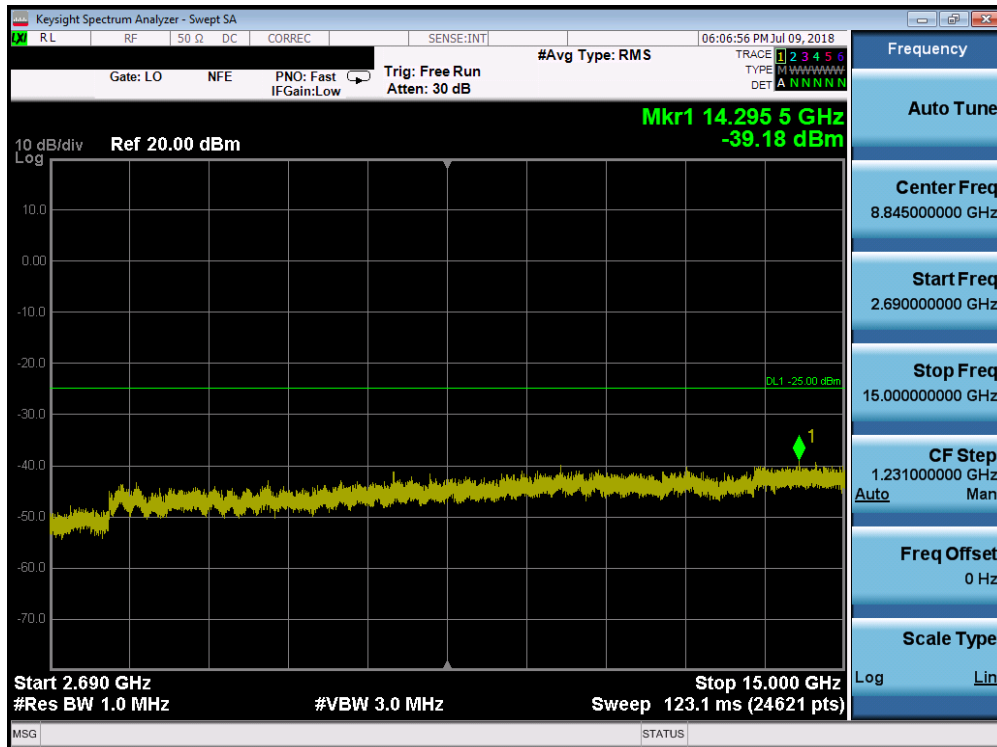


Plot 7-156. Conducted Spurious Plot (Band 41 - 20.0MHz QPSK - RB Size 1, RB Offset 0 - Low Channel)

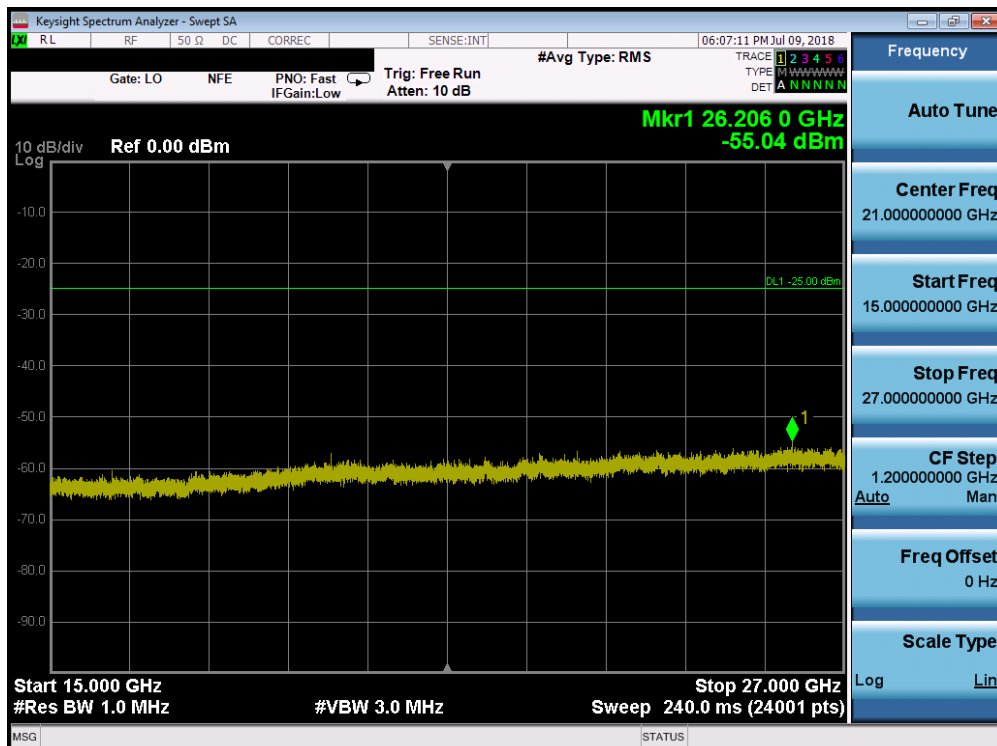


Plot 7-157. Conducted Spurious Plot (Band 41 - 20.0MHz QPSK - RB Size 1, RB Offset 0 - Mid Channel)

FCC ID: ZNFQ910QM	PCTEST ENGINEERING LABORATORY, INC.	MEASUREMENT REPORT (CERTIFICATION)	LG	Approved by: Quality Manager
Test Report S/N: 1M1806290137-03-R3.ZNF	Test Dates: 6/29 - 7/31/2018	EUT Type: Portable Handset		Page 100 of 226

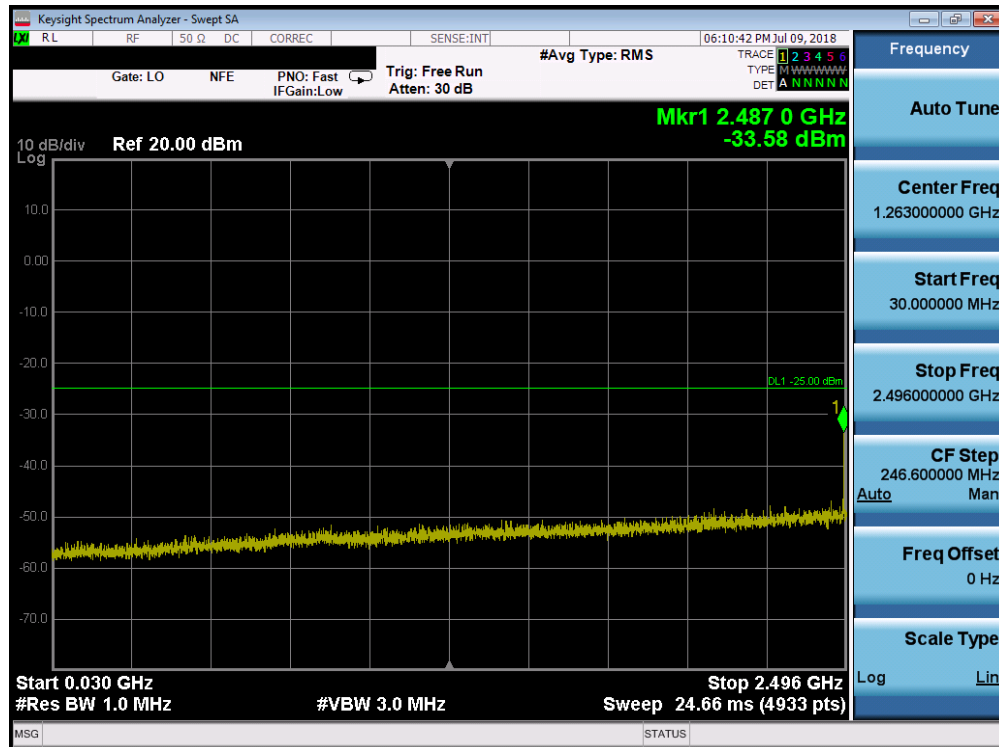


Plot 7-158. Conducted Spurious Plot (Band 41 - 20.0MHz QPSK - RB Size 1, RB Offset 0 - Mid Channel)

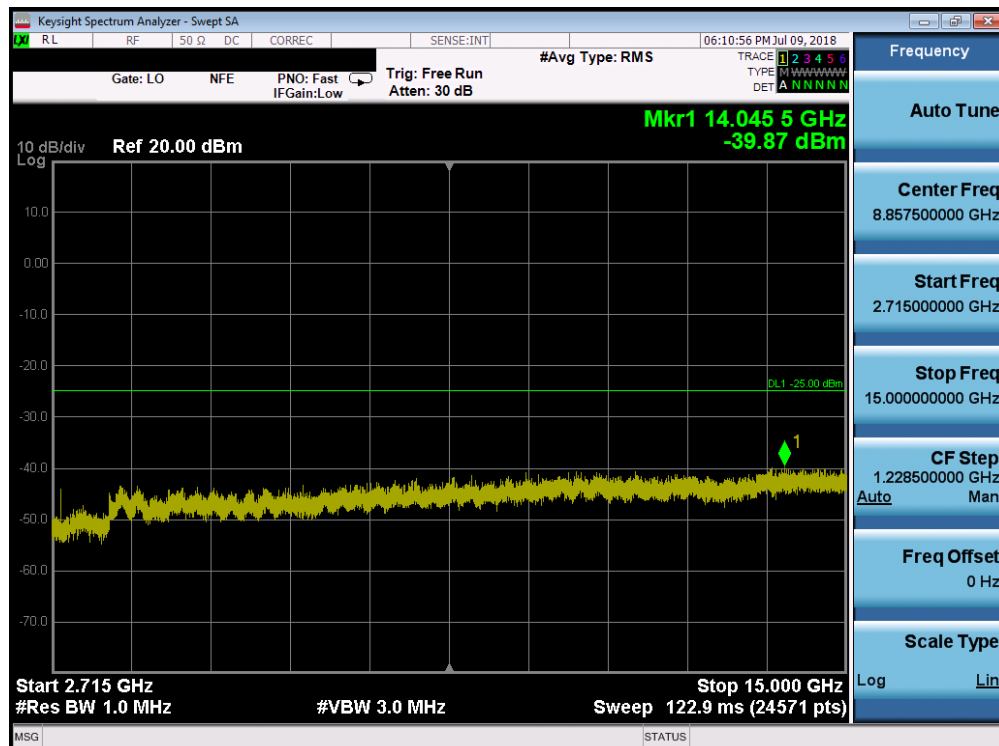


Plot 7-159. Conducted Spurious Plot (Band 41 - 20.0MHz QPSK - RB Size 1, RB Offset 0 - Mid Channel)

FCC ID: ZNFQ910QM	PCTEST ENGINEERING LABORATORY, INC.	MEASUREMENT REPORT (CERTIFICATION)	LG	Approved by: Quality Manager
Test Report S/N: 1M1806290137-03-R3.ZNF	Test Dates: 6/29 - 7/31/2018	EUT Type: Portable Handset		Page 101 of 226

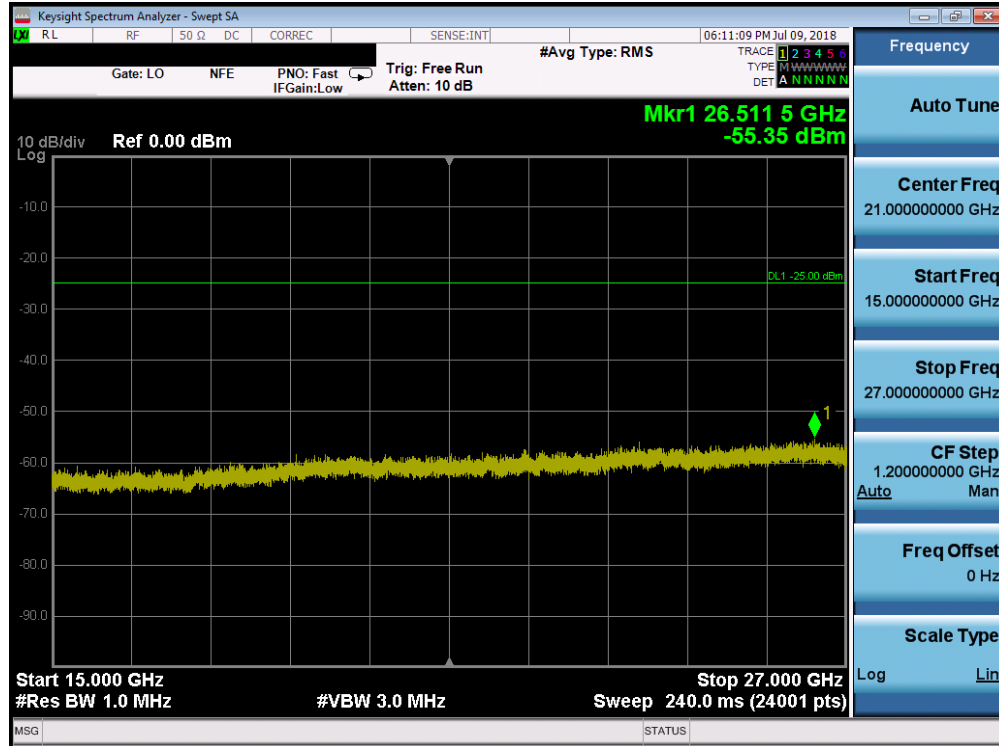


Plot 7-160. Conducted Spurious Plot (Band 41 - 20.0MHz QPSK - RB Size 1, RB Offset 0 - High Channel)



Plot 7-161. Conducted Spurious Plot (Band 41 - 20.0MHz QPSK - RB Size 1, RB Offset 0 - High Channel)

FCC ID: ZNFQ910QM	PCTEST ENGINEERING LABORATORY, INC.	MEASUREMENT REPORT (CERTIFICATION)	LG	Approved by: Quality Manager
Test Report S/N: 1M1806290137-03-R3.ZNF	Test Dates: 6/29 - 7/31/2018	EUT Type: Portable Handset		Page 102 of 226



Plot 7-162. Conducted Spurious Plot (Band 41 - 20.0MHz QPSK - RB Size 1, RB Offset 0 - High Channel)

FCC ID: ZNFQ910QM	PCTEST ENGINEERING LABORATORY, INC.	MEASUREMENT REPORT (CERTIFICATION)	LG	Approved by: Quality Manager
Test Report S/N: 1M1806290137-03-R3.ZNF	Test Dates: 6/29 - 7/31/2018	EUT Type: Portable Handset		Page 103 of 226

7.4 Band Edge Emissions at Antenna Terminal

Test Overview

All out of band emissions are measured with a spectrum analyzer connected to the antenna terminal of the EUT while the EUT is operating at its maximum duty cycle, at maximum power, and at the appropriate frequencies. All data rates were investigated to determine the worst case configuration. All modes of operation were investigated and the worst case configuration results are reported in this section.

The minimum permissible attenuation level of any spurious emission is $43 + \log_{10}(P_{\text{Watts}})$, where P is the transmitter power in Watts.

The minimum permissible attenuation level for Band 30 is $> 43 + 10\log_{10}(P_{\text{Watts}})$ at 2300-2305MHz & 2345-2360MHz, $> 55 + 10\log_{10}(P_{\text{Watts}})$ at 2320-2324MHz & 2341-2345MHz, $> 61 + 10\log_{10}(P_{\text{Watts}})$ at 2324-2328MHz & 2337-2341MHz, $> 67 + 10\log_{10}(P_{\text{Watts}})$ at 2288-2292MHz & 2328-2337MHz, and $> 70 + 10\log_{10}(P_{\text{Watts}})$ at frequencies $< 2288\text{MHz}$ & $> 2365\text{MHz}$.

The minimum permissible attenuation level for Band 7 and 41 is as noted in the Test Notes on the following page.

Test Procedure Used

KDB 971168 D01 v03r01 – Section 6.0

Test Settings

1. Start and stop frequency were set such that the band edge would be placed in the center of the plot
2. Span was set large enough so as to capture all out of band emissions near the band edge
3. RBW \geq 1% of the emission bandwidth
4. VBW \geq 3 x RBW
5. Detector = RMS
6. Number of sweep points \geq 2 x Span/RBW
7. Trace mode = trace average for continuous emissions, max hold for pulse emissions
8. Sweep time = auto couple
9. The trace was allowed to stabilize

Test Setup

The EUT and measurement equipment were set up as shown in the diagram below.




Figure 7-3. Test Instrument & Measurement Setup

FCC ID: ZNFQ910QM	PCTEST ENGINEERING LABORATORY, INC.	MEASUREMENT REPORT (CERTIFICATION)	LG	Approved by: Quality Manager
Test Report S/N: 1M1806290137-03-R3.ZNF	Test Dates: 6/29 - 7/31/2018	EUT Type: Portable Handset		Page 104 of 226

Test Notes

Per 22.917(b) 24.238(a) 27.53(h) in the 1 MHz bands immediately outside and adjacent to the frequency block a resolution bandwidth of at least one percent of the emission bandwidth of the fundamental emission of the transmitter may be employed to demonstrate compliance with the out-of-band emissions limit. The emission bandwidth is defined as the width of the signal between two points, one below the carrier center frequency and one above the carrier center frequency, outside of which all emission are attenuated at least 26 dB below the transmitter power.

Per 27.53(g) for operations in the 698-746 MHz band, in the 100 kHz bands immediately outside and adjacent to the frequency block a resolution bandwidth of at least 30 kHz may be employed to demonstrate compliance with the out-of-band emissions limit.

Per 27.53(c)(5) for operations in the 776-788 MHz band, in the 100 kHz bands immediately outside and adjacent to the frequency block a resolution bandwidth of at least 30 kHz may be employed to demonstrate compliance with the out-of-band emissions limit.

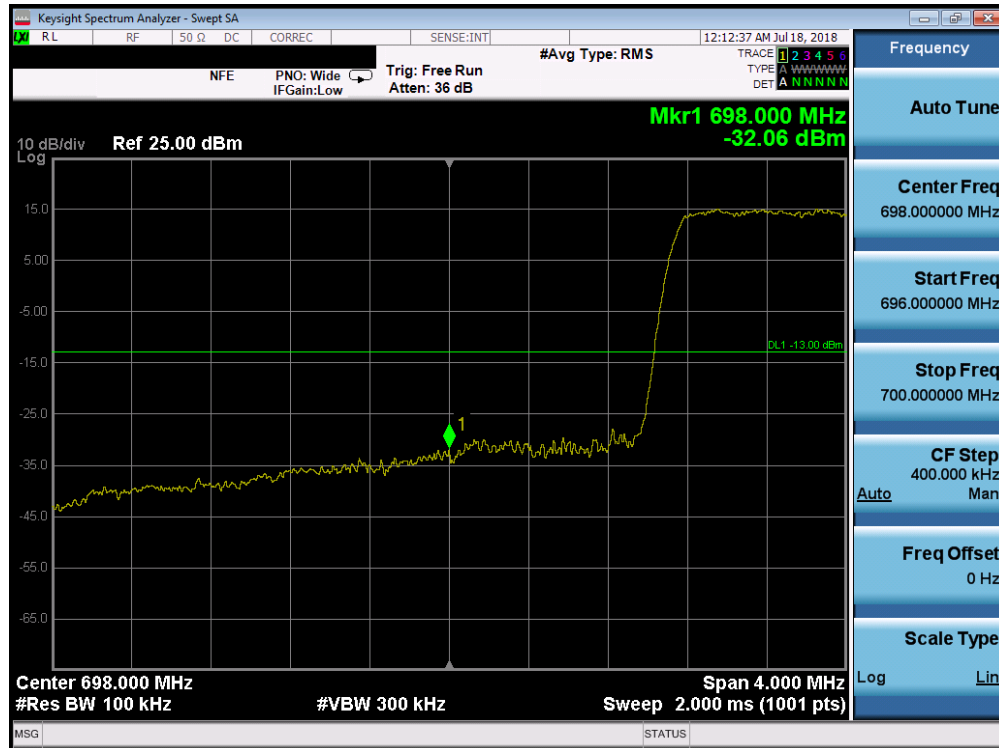
For all plots showing emissions in the 763 – 775MHz and 793 – 805MHz band, the FCC limit per 27.53(c)(4) is $65 + 10\log_{10}(P) = -35\text{dBm}$ in a 6.25kHz bandwidth.

Per 27.53(a)(5) in the 1 MHz bands immediately outside and adjacent to the channel blocks at 2305, 2310, 2315, 2320, 2345, 2350, 2355, and 2360 MHz, a resolution bandwidth of at least 1 percent of the emission bandwidth of the fundamental emission of the transmitter may be employed. A narrower resolution bandwidth is permitted in all cases to improve measurement accuracy provided the measured power is integrated over the full required measurement bandwidth (i.e., 1 MHz). The emission bandwidth is defined as the width of the signal between two points, one below the carrier center frequency and one above the carrier center frequency, outside of which all emissions are attenuated at least 26 dB below the transmitter power.

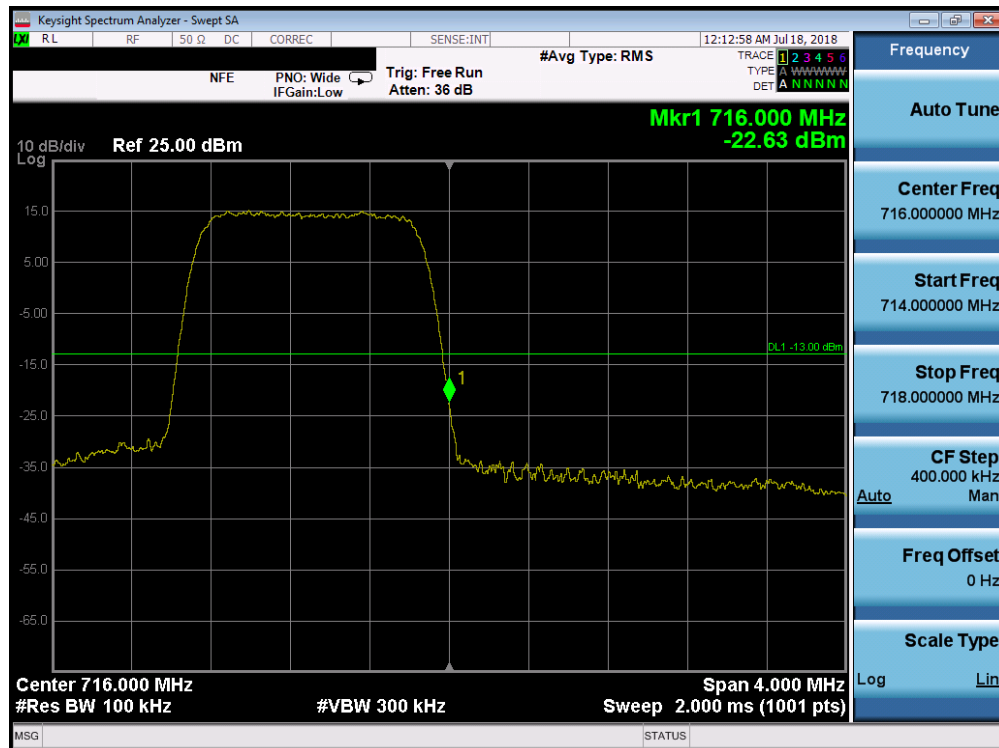
Per 27.53(m) for operations in the BRS/EBS bands, the attenuation factor shall be not less than $40 + 10 \log (P)$ dB on all frequencies between the channel edge and 5 megahertz from the channel edge, $43 + 10 \log (P)$ dB on all frequencies between 5 megahertz and X megahertz from the channel edge, and $55 + 10 \log (P)$ dB on all frequencies more than X megahertz from the channel edge, where X is the greater of 6 megahertz or the actual emission bandwidth. In addition, the attenuation factor shall not be less that $43 + 10 \log (P)$ dB on all frequencies between 2490.5 MHz and 2496 MHz and $55 + 10 \log (P)$ dB at or below 2490.5 MHz.

FCC ID: ZNFQ910QM		MEASUREMENT REPORT (CERTIFICATION)		Approved by: Quality Manager
Test Report S/N: 1M1806290137-03-R3.ZNF	Test Dates: 6/29 - 7/31/2018	EUT Type: Portable Handset		Page 105 of 226

Band 12/17

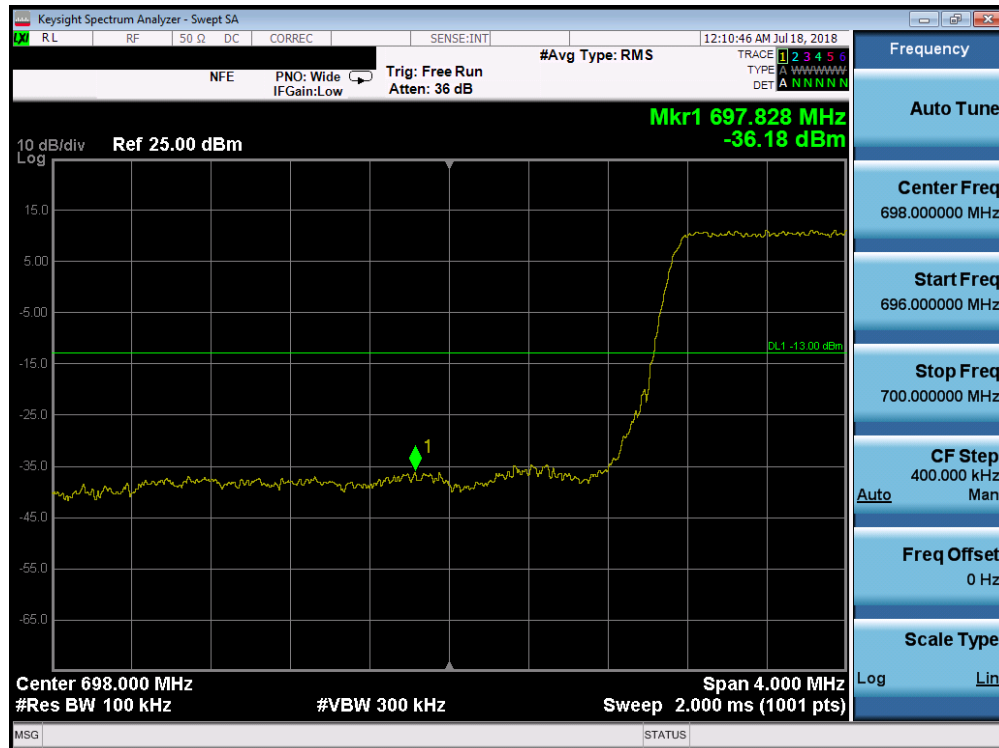


Plot 7-163. Lower Band Edge Plot (Band 12 - 1.4MHz QPSK - Full RB Configuration)



Plot 7-164. Upper Band Edge Plot (Band 12 - 1.4MHz QPSK - Full RB Configuration)

FCC ID: ZNFQ910QM	PCTEST ENGINEERING LABORATORY, INC.	MEASUREMENT REPORT (CERTIFICATION)	LG	Approved by: Quality Manager
Test Report S/N: 1M1806290137-03-R3.ZNF	Test Dates: 6/29 - 7/31/2018	EUT Type: Portable Handset		Page 106 of 226

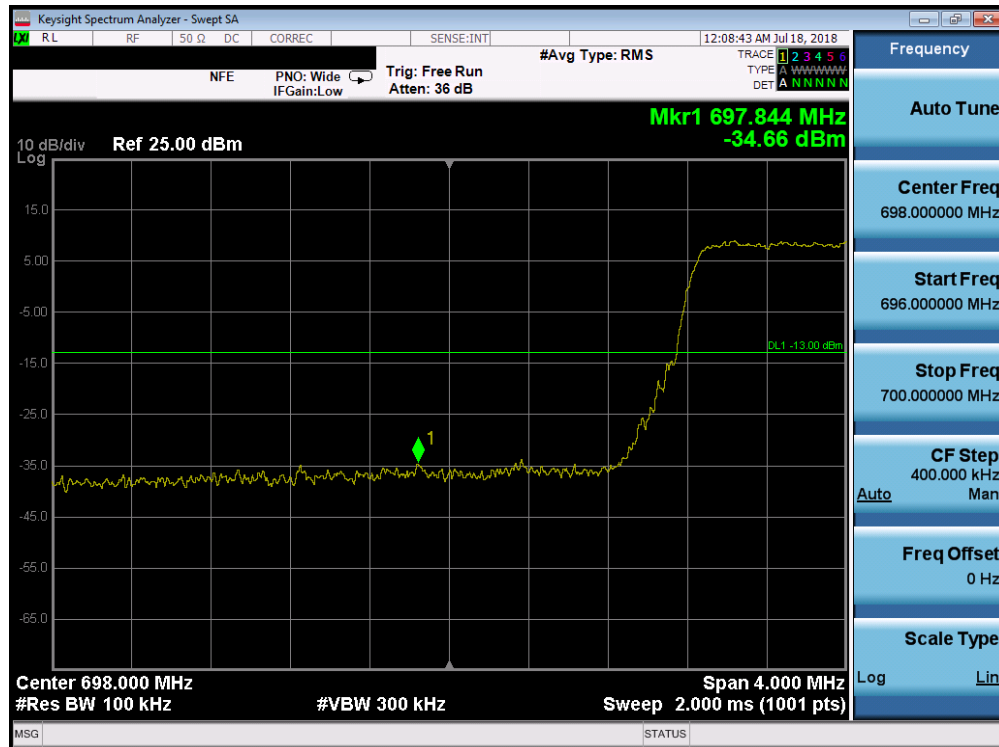


Plot 7-165. Lower Band Edge Plot (Band 12 - 3.0MHz QPSK - Full RB Configuration)

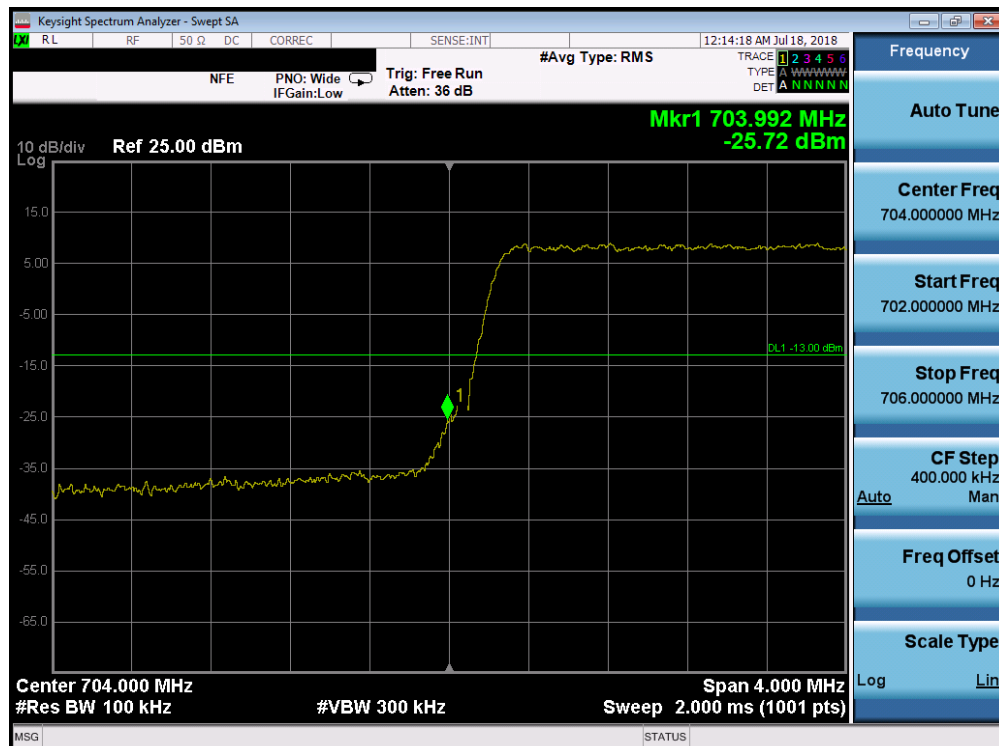


Plot 7-166. Upper Band Edge Plot (Band 12 - 3.0MHz QPSK - Full RB Configuration)

FCC ID: ZNFQ910QM	PCTEST ENGINEERING LABORATORY, INC.	MEASUREMENT REPORT (CERTIFICATION)	LG	Approved by: Quality Manager
Test Report S/N: 1M1806290137-03-R3.ZNF	Test Dates: 6/29 - 7/31/2018	EUT Type: Portable Handset		Page 107 of 226



Plot 7-167. Lower Band Edge Plot (Band 12 - 5.0MHz QPSK - Full RB Configuration)

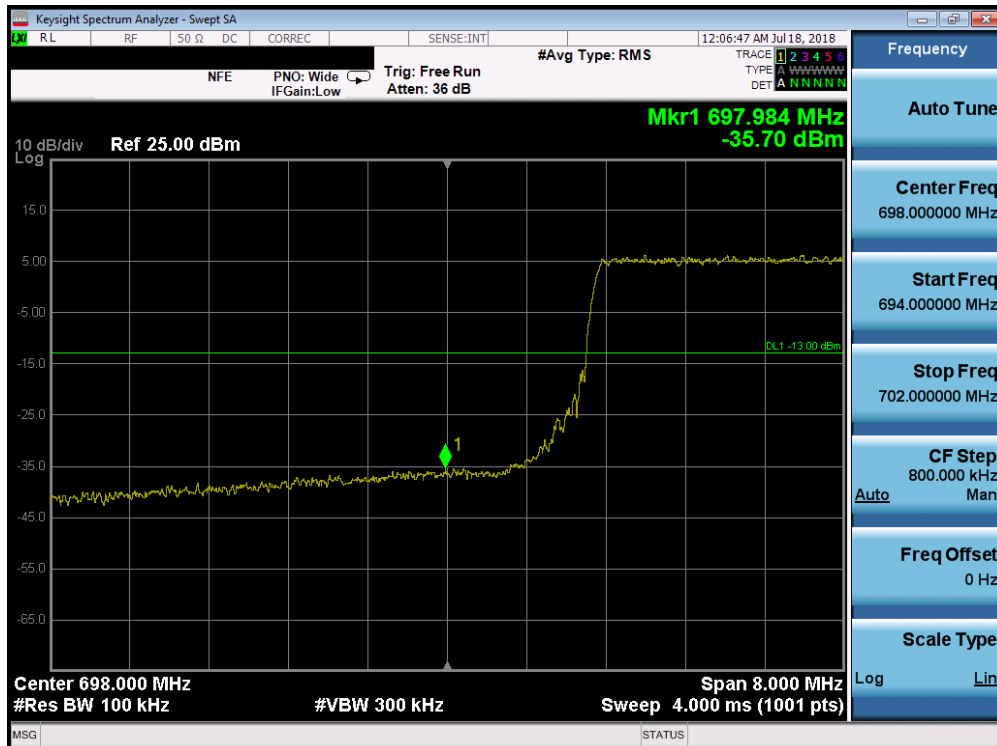


Plot 7-168. Lower Band Edge Plot (Band 17 - 5.0MHz QPSK - Full RB Configuration)

FCC ID: ZNFQ910QM	PCTEST ENGINEERING LABORATORY, INC.	MEASUREMENT REPORT (CERTIFICATION)	LG	Approved by: Quality Manager
Test Report S/N: 1M1806290137-03-R3.ZNF	Test Dates: 6/29 - 7/31/2018	EUT Type: Portable Handset		Page 108 of 226

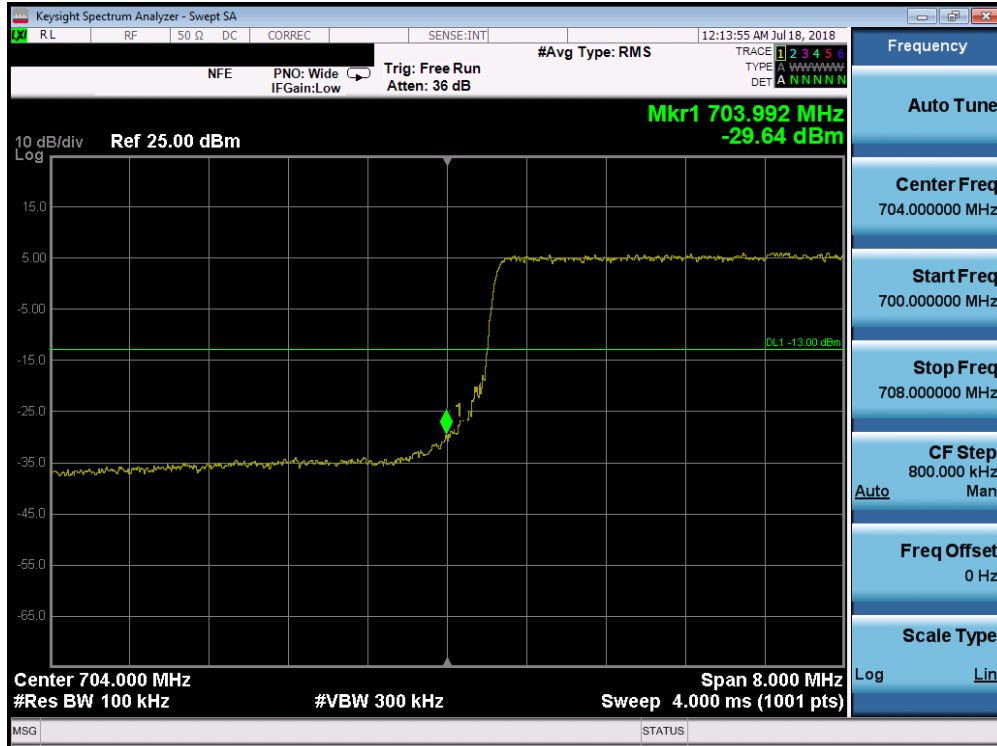


Plot 7-169. Upper Band Edge Plot (Band 12/17 - 5.0MHz QPSK - Full RB Configuration)

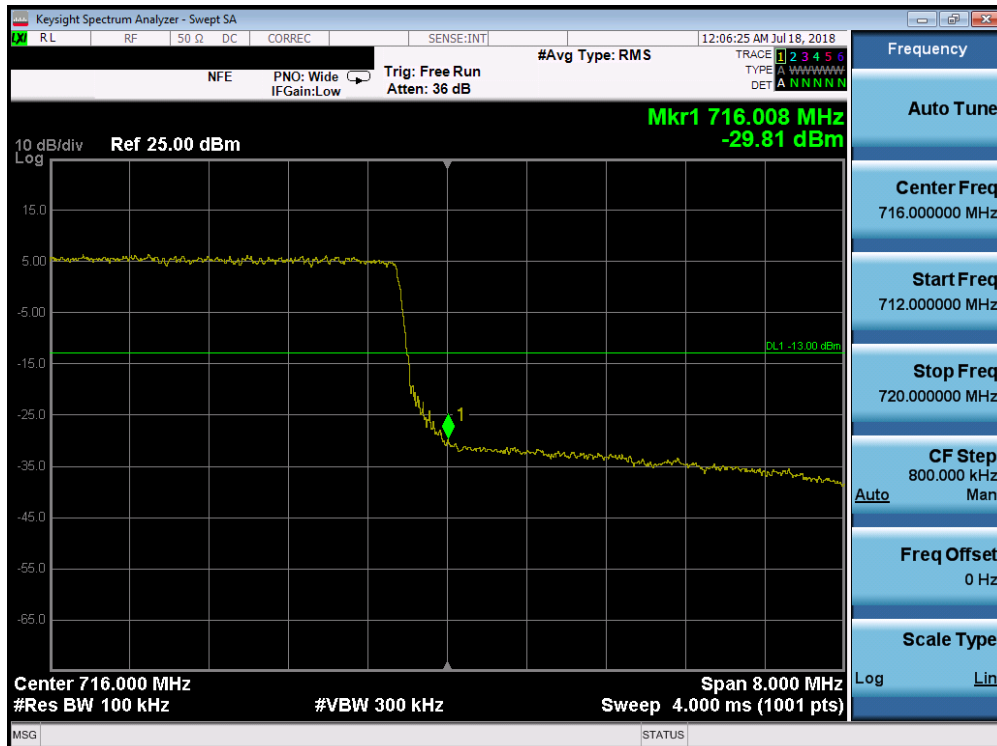


Plot 7-170. Lower Band Edge Plot (Band 12 - 10.0MHz QPSK - Full RB Configuration)

FCC ID: ZNFQ910QM	PCTEST ENGINEERING LABORATORY, INC.	MEASUREMENT REPORT (CERTIFICATION)	LG	Approved by: Quality Manager
Test Report S/N: 1M1806290137-03-R3.ZNF	Test Dates: 6/29 - 7/31/2018	EUT Type: Portable Handset		Page 109 of 226



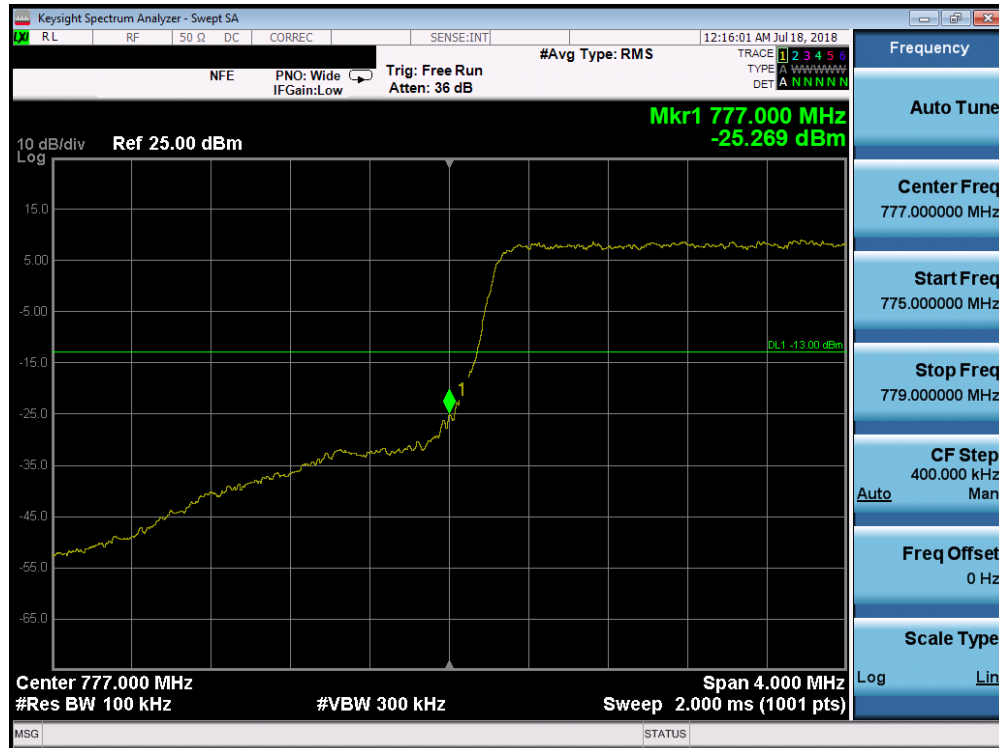
Plot 7-171. Lower Band Edge Plot (Band 17 - 10.0MHz QPSK - Full RB Configuration)



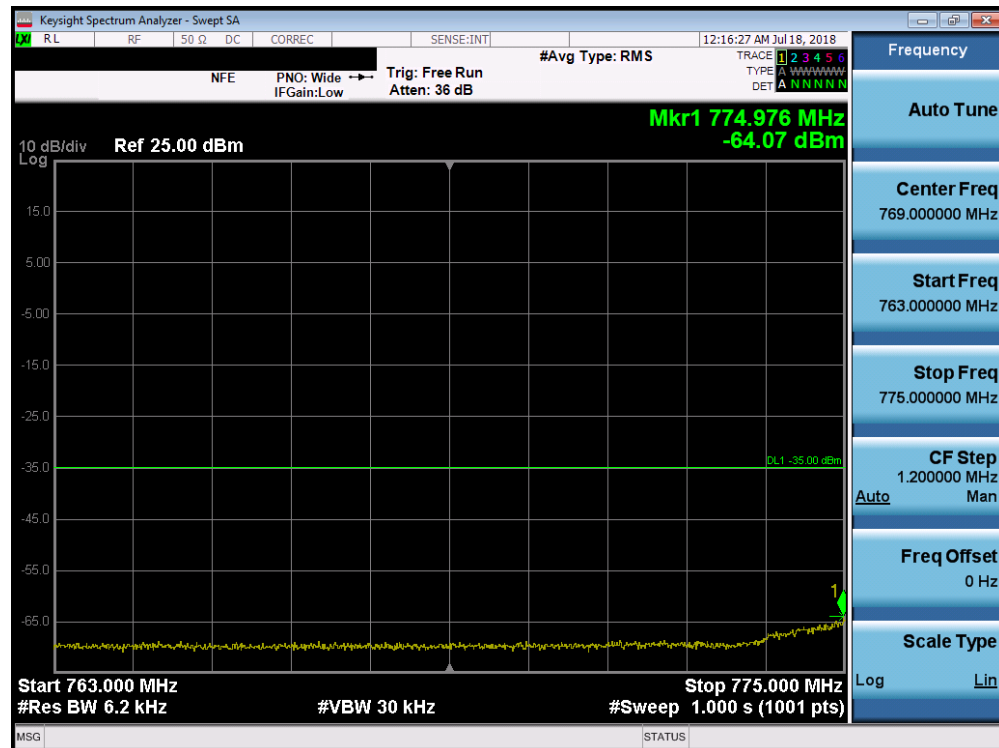
Plot 7-172. Upper Band Edge Plot (Band 12/17 - 10.0MHz QPSK - Full RB Configuration)

FCC ID: ZNFQ910QM	PCTEST ENGINEERING LABORATORY, INC.	MEASUREMENT REPORT (CERTIFICATION)	LG	Approved by: Quality Manager
Test Report S/N: 1M1806290137-03-R3.ZNF	Test Dates: 6/29 - 7/31/2018	EUT Type: Portable Handset		Page 110 of 226

Band 13



Plot 7-173. Lower Band Edge Plot (Band 13 - 5.0MHz QPSK - Full RB Configuration)



Plot 7-174. Lower Emission Mask Plot (Band 13 - 5.0MHz QPSK - Full RB Configuration)

FCC ID: ZNFQ910QM	PCTEST ENGINEERING LABORATORY, INC.	MEASUREMENT REPORT (CERTIFICATION)	LG	Approved by: Quality Manager
Test Report S/N: 1M1806290137-03-R3.ZNF	Test Dates: 6/29 - 7/31/2018	EUT Type: Portable Handset		Page 111 of 226