

1. SETUP PHOTOS


WALL SWITCH

MODEL NUMBER: CWD-CWC-WH, CWS-CWC-WH


FCC ID: 2ACQ6-CWC


IC: 11481A-CWC

ANTENNA PORT CONDUCTED RF MEASUREMENT SETUP





RADIATED RF MEASUREMENT SETUP (BELOW 1 GHz)





RADIATED RF MEASUREMENT SETUP (ABOVE 1 GHz)





POWERLINE CONDUCTED EMISSIONS MEASUREMENT SETUP



