

WCDMA Band 2

Frequency: 1907.6 MHz; Duty Cycle: 1:1; Room Ambient Temperature: 23.0°C; Liquid Temperature: 22.0°C

Medium parameters used (interpolated): $f = 1907.6$ MHz; $\sigma = 1.424$ S/m; $\epsilon_r = 40.535$; $\rho = 1000$ kg/m³

DASY5 Configuration:

- Area Scan Setting: Find Secondary Maximum Within: 2.0 dB and with a peak SAR value greater than 0.0012 W/kg
- Electronics: DAE4 Sn1289; Calibrated: 2023/6/16
- Probe: EX3DV4 - SN7678; ConvF(8.91, 8.51, 8.47) @ 1907.6 MHz; Calibrated: 2023/8/17
- Sensor-Surface: 1.4mm (Mechanical Surface Detection (Locations From Previous Scan Used)), Sensor-Surface: 1.4mm (Mechanical Surface Detection)
- Phantom: ELI V8.0 (20deg probe tilt); Type: QD OVA 004 Ax; Serial: 2149

P-sensor on/Notebook Computer/WCDMA Band 2_Ch9538/Bottom_0mm 16/Area Scan (6x9x1):

Measurement grid: $dx=15$ mm, $dy=15$ mm

Maximum value of SAR (measured) = 0.995 W/kg

P-sensor on/Notebook Computer/WCDMA Band 2_Ch9538/Bottom_0mm 16/Zoom Scan (5x5x7)/Cube 0:

Measurement grid: $dx=8$ mm, $dy=8$ mm, $dz=5$ mm

Reference Value = 0 V/m; Power Drift = 0.00 dB

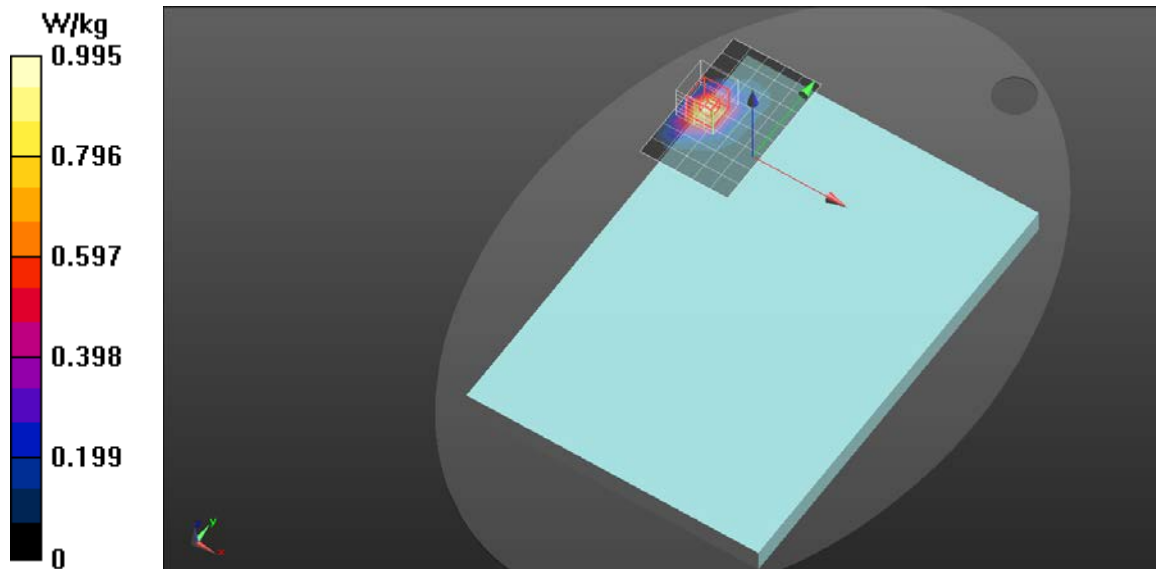
Peak SAR (extrapolated) = 1.86 W/kg

SAR(1 g) = 0.926 W/kg; SAR(10 g) = 0.426 W/kg

Smallest distance from peaks to all points 3 dB below = 8.2 mm

Ratio of SAR at M2 to SAR at M1 = 52.5%

Maximum value of SAR (measured) = 1.48 W/kg



WCDMA Band 4

Frequency: 1752.6 MHz; Duty Cycle: 1:1; Room Ambient Temperature: 23.0°C; Liquid Temperature: 22.0°C

Medium parameters used: $f = 1753$ MHz; $\sigma = 1.333$ S/m; $\epsilon_r = 41.77$; $\rho = 1000$ kg/m³

DASY5 Configuration:

- Area Scan Setting: Find Secondary Maximum Within: 2.0 dB and with a peak SAR value greater than 0.0012W/kg
- Electronics: DAE4 Sn1289; Calibrated: 2023/6/16
- Probe: EX3DV4 - SN7678; ConvF(9.06, 8.8, 8.69) @ 1752.6 MHz; Calibrated: 2023/8/17
- Sensor-Surface: 1.4mm (Mechanical Surface Detection)
- Phantom: ELI V8.0 (20deg probe tilt); Type: QD OVA 004 Ax; Serial: 2149

P-sensor on/Notebook Computer/WCDMA Band 4 _Ch1513/Bottom_0mm/Area Scan (6x9x1):

Measurement grid: dx=15mm, dy=15mm

Maximum value of SAR (measured) = 1.23 W/kg

P-sensor on/Notebook Computer/WCDMA Band 4 _Ch1513/Bottom_0mm/Zoom Scan (5x5x7)/Cube 0:

Measurement grid: dx=8mm, dy=8mm, dz=5mm

Reference Value = 1.527 V/m; Power Drift = -0.11 dB

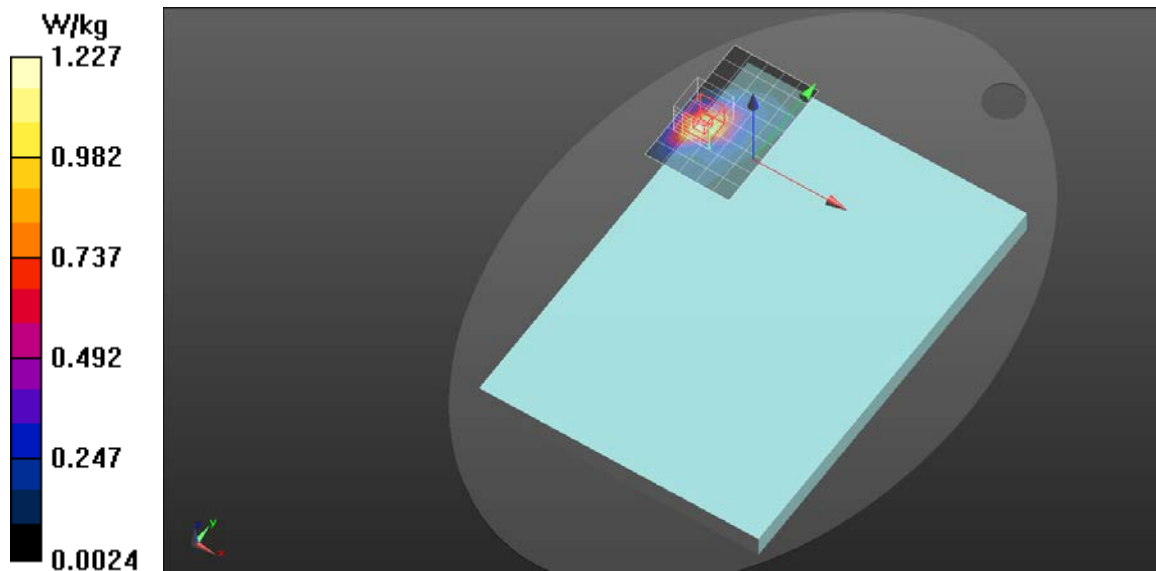
Peak SAR (extrapolated) = 1.79 W/kg

SAR(1 g) = 1.06 W/kg; SAR(10 g) = 0.580 W/kg

Smallest distance from peaks to all points 3 dB below = 11.3 mm

Ratio of SAR at M2 to SAR at M1 = 60.7%

Maximum value of SAR (measured) = 1.55 W/kg



WCDMA Band 5

Frequency: 846.6 MHz; Duty Cycle: 1:1; Room Ambient Temperature: 23.0°C; Liquid

Temperature: 22.0°C

Medium parameters used (interpolated): $f = 846.6$ MHz; $\sigma = 0.958$ S/m; $\epsilon_r = 41.679$; $\rho = 1000$ kg/m³

DASY5 Configuration:

- Area Scan Setting: Find Secondary Maximum Within: 2.0 dB and with a peak SAR value greater than 0.0012W/kg
- Electronics: DAE4 Sn1486; Calibrated: 2023/6/16
- Probe: EX3DV4 - SN7369; ConvF(9.83, 9.83, 9.83) @ 846.6 MHz; Calibrated: 2023/5/22
- Sensor-Surface: 1.4mm (Mechanical Surface Detection (Locations From Previous Scan Used)), Sensor-Surface: 1.4mm (Mechanical Surface Detection)
- Phantom: ELI V5.0 (20deg probe tilt); Type: QD OVA 002 AA; Serial: 1240

P-sensor on/Notebook Computer/WCDMA Band 5_Ch4233/Bottom_0mm/Area Scan (6x9x1):

Measurement grid: $dx=15$ mm, $dy=15$ mm

Maximum value of SAR (measured) = 1.26 W/kg

P-sensor on/Notebook Computer/WCDMA Band 5_Ch4233/Bottom_0mm/Zoom Scan (5x5x7)/Cube 0:

Measurement grid: $dx=8$ mm, $dy=8$ mm, $dz=5$ mm

Reference Value = 0 V/m; Power Drift = 0.00 dB

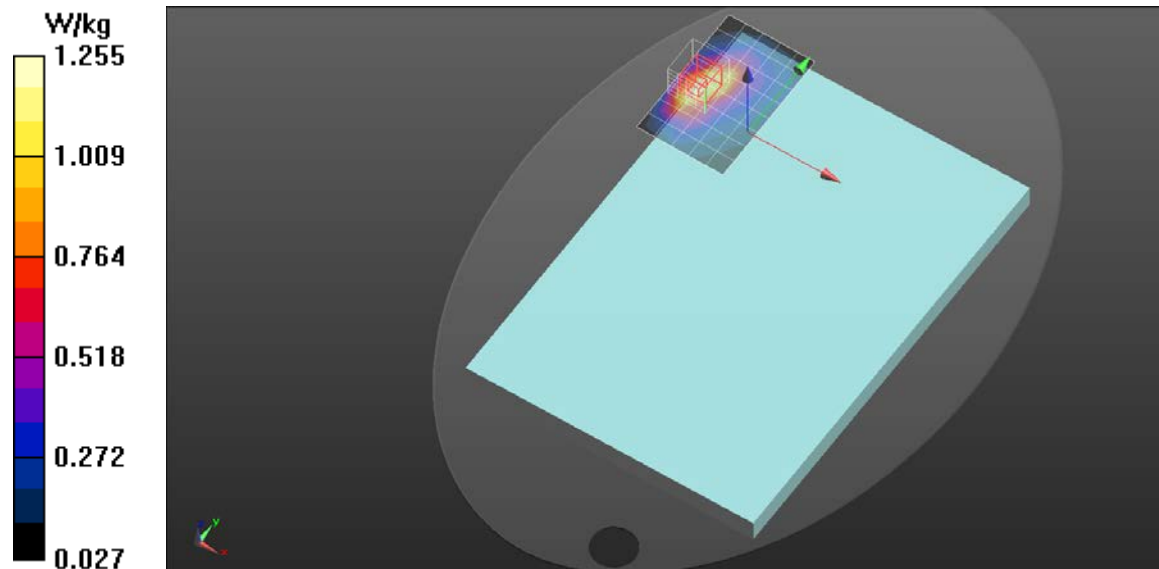
Peak SAR (extrapolated) = 1.66 W/kg

SAR(1 g) = 0.944 W/kg; SAR(10 g) = 0.553 W/kg

Smallest distance from peaks to all points 3 dB below = 12.8 mm

Ratio of SAR at M2 to SAR at M1 = 56.4%

Maximum value of SAR (measured) = 1.42 W/kg



LTE Band 2

Frequency: 1880 MHz; Duty Cycle: 1:1; Room Ambient Temperature: 23.0°C; Liquid Temperature: 22.0°C

Medium parameters used: $f = 1880$ MHz; $\sigma = 1.399$ S/m; $\epsilon_r = 40.652$; $\rho = 1000$ kg/m³

DASY5 Configuration:

- Area Scan Setting: Find Secondary Maximum Within: 2.0 dB and with a peak SAR value greater than 0.0012W/kg
- Electronics: DAE4 Sn1289; Calibrated: 2023/6/16
- Probe: EX3DV4 - SN7678; ConvF(8.91, 8.51, 8.47) @ 1880 MHz; Calibrated: 2023/8/17
- Sensor-Surface: 1.4mm (Mechanical Surface Detection)
- Phantom: ELI V8.0 (20deg probe tilt); Type: QD OVA 004 Ax; Serial: 2149

P-sensor on/Notebook Computer/LTE Band

2_20M_Ch18900_RB1.0/Bottom_0mm/Area Scan (6x9x1):

Measurement grid: dx=15mm, dy=15mm

Maximum value of SAR (measured) = 1.17 W/kg

P-sensor on/Notebook Computer/LTE Band

2_20M_Ch18900_RB1.0/Bottom_0mm/Zoom Scan (5x5x7)/Cube 0:

Measurement grid: dx=8mm, dy=8mm, dz=5mm

Reference Value = 0 V/m; Power Drift = 0.00 dB

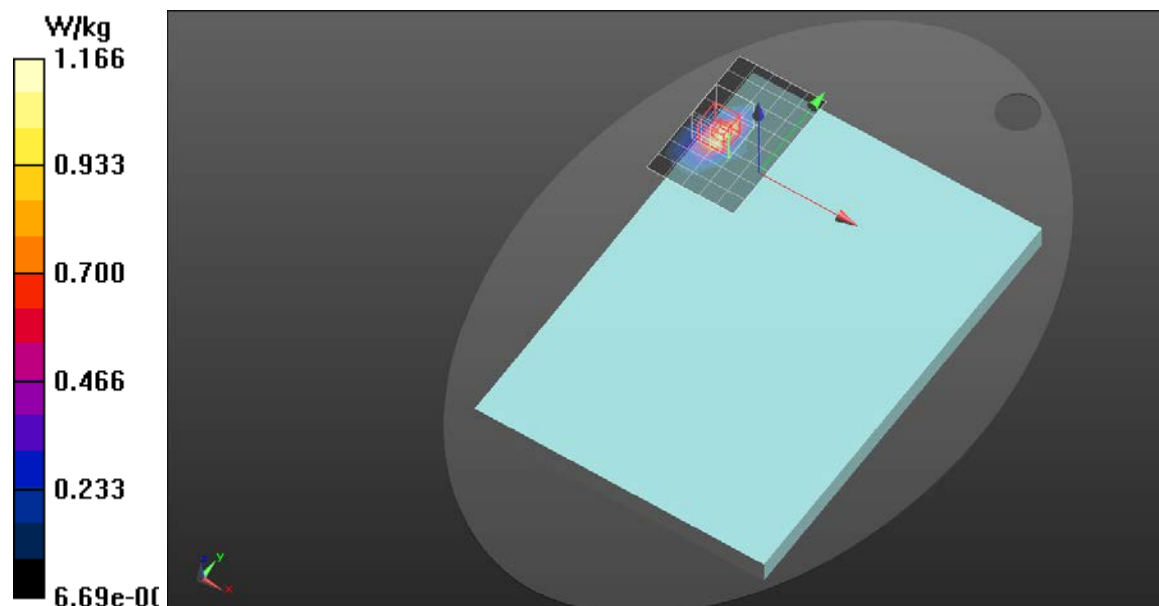
Peak SAR (extrapolated) = 1.41 W/kg

SAR(1 g) = 0.720 W/kg; SAR(10 g) = 0.344 W/kg

Smallest distance from peaks to all points 3 dB below = 8.2 mm

Ratio of SAR at M2 to SAR at M1 = 51.8%

Maximum value of SAR (measured) = 1.17 W/kg



LTE Band 4

Frequency: 1745 MHz; Duty Cycle: 1:1; Room Ambient Temperature: 23.0°C; Liquid Temperature: 22.0°C

Medium parameters used (interpolated): $f = 1745$ MHz; $\sigma = 1.326$ S/m; $\epsilon_r = 41.828$; $\rho = 1000$ kg/m³

DASY5 Configuration:

- Area Scan Setting: Find Secondary Maximum Within: 2.0 dB and with a peak SAR value greater than 0.0012W/kg
- Electronics: DAE4 Sn1289; Calibrated: 2023/6/16
- Probe: EX3DV4 - SN7678; ConvF(9.06, 8.8, 8.69) @ 1745 MHz; Calibrated: 2023/8/17
- Sensor-Surface: 1.4mm (Mechanical Surface Detection)
- Phantom: ELI V8.0 (20deg probe tilt); Type: QD OVA 004 Ax; Serial: 2149

P-sensor on/Notebook Computer/LTE Band

4_20M_Ch20300_RB1.0/Bottom_0mm/Area Scan (6x9x1):

Measurement grid: $dx=15$ mm, $dy=15$ mm

Maximum value of SAR (measured) = 1.52 W/kg

P-sensor on/Notebook Computer/LTE Band

4_20M_Ch20300_RB1.0/Bottom_0mm/Zoom Scan (5x5x7)/Cube 0:

Measurement grid: $dx=8$ mm, $dy=8$ mm, $dz=5$ mm

Reference Value = 0 V/m; Power Drift = 0.00 dB

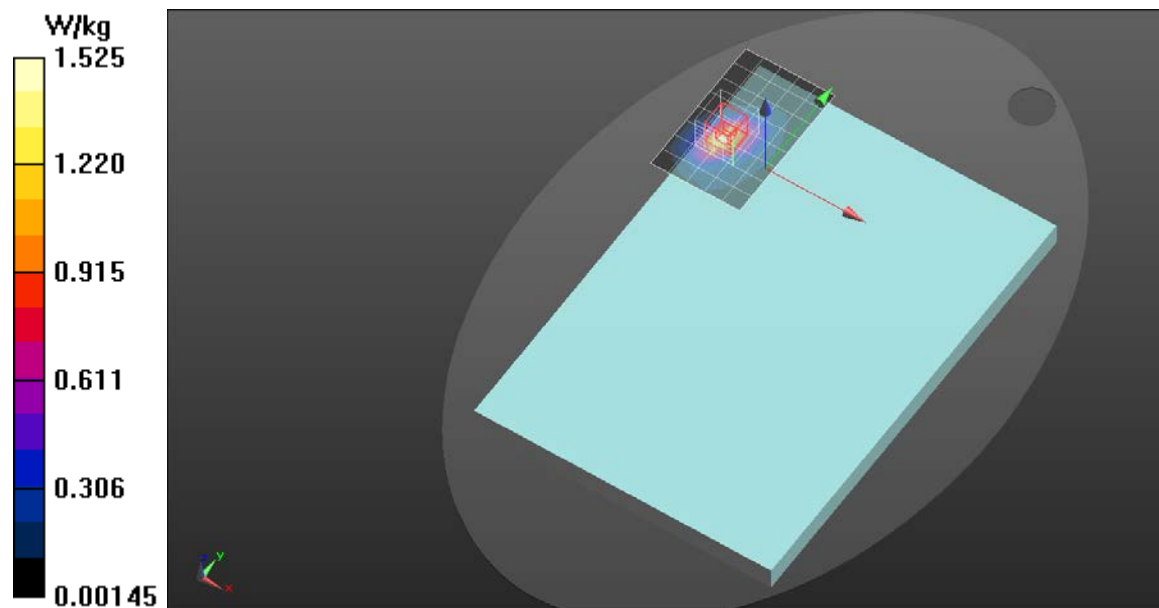
Peak SAR (extrapolated) = 1.85 W/kg

SAR(1 g) = 0.979 W/kg; SAR(10 g) = 0.495 W/kg

Smallest distance from peaks to all points 3 dB below = 10.1 mm

Ratio of SAR at M2 to SAR at M1 = 51.6%

Maximum value of SAR (measured) = 1.51 W/kg



LTE Band 5

Frequency: 844 MHz; Duty Cycle: 1:1; Room Ambient Temperature: 23.0°C; Liquid Temperature: 22.0°C

Medium parameters used (interpolated): $f = 844$ MHz; $\sigma = 0.957$ S/m; $\epsilon_r = 41.688$; $\rho = 1000$ kg/m³

DASY5 Configuration:

- Area Scan Setting: Find Secondary Maximum Within: 2.0 dB and with a peak SAR value greater than 0.0012W/kg
- Electronics: DAE4 Sn1486; Calibrated: 2023/6/16
- Probe: EX3DV4 - SN7369; ConvF(9.83, 9.83, 9.83) @ 844 MHz; Calibrated: 2023/5/22
- Sensor-Surface: 1.4mm (Mechanical Surface Detection)
- Phantom: ELI V8.0 (20deg probe tilt); Type: QD OVA 004 Ax; Serial: 2149

P-sensor on/Notebook Computer/LTE Band 5_10M_Ch20600 RB1.0/Bottom_0mm/Area Scan (6x9x1):

Measurement grid: $dx=15$ mm, $dy=15$ mm

Maximum value of SAR (measured) = 1.21 W/kg

P-sensor on/Notebook Computer/LTE Band 5_10M_Ch20600 RB1.0/Bottom_0mm/Zoom Scan (5x5x7)/Cube 0:

Measurement grid:

$dx=8$ mm, $dy=8$ mm, $dz=5$ mm

Reference Value = 0 V/m; Power Drift = 0.02 dB

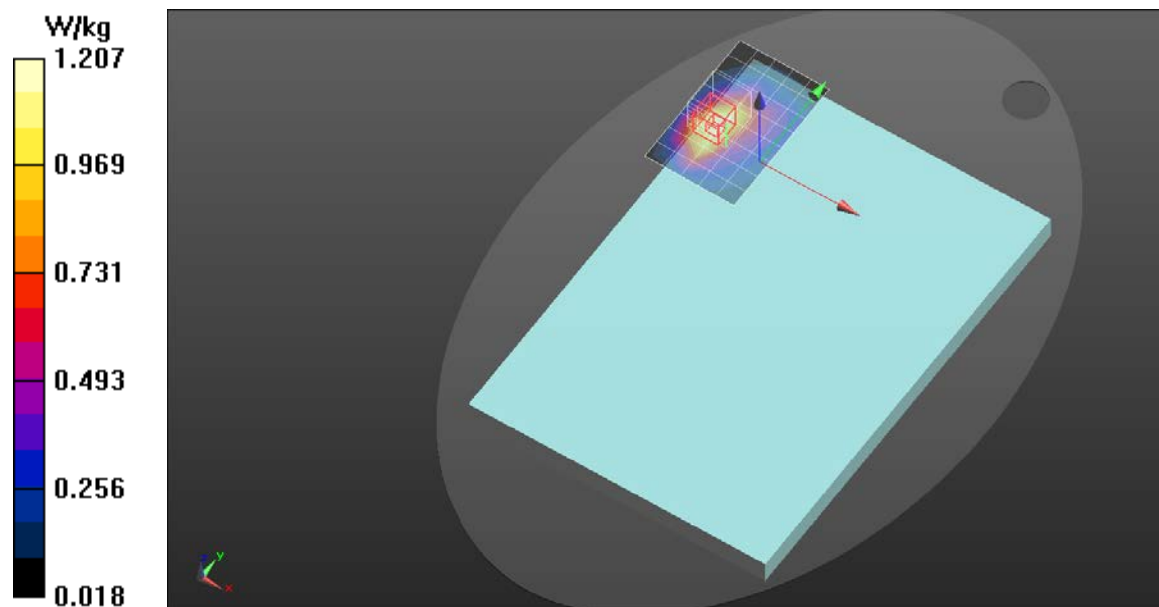
Peak SAR (extrapolated) = 1.79 W/kg

SAR(1 g) = 1.06 W/kg; SAR(10 g) = 0.573 W/kg

Smallest distance from peaks to all points 3 dB below = 3.2 mm

Ratio of SAR at M2 to SAR at M1 = 60.1%

Maximum value of SAR (measured) = 1.52 W/kg



LTE Band 7

Frequency: 2560 MHz; Duty Cycle: 1:1; Room Ambient Temperature: 23.0°C; Liquid Temperature: 22.0°C

Medium parameters used (interpolated): $f = 2560$ MHz; $\sigma = 1.919$ S/m; $\epsilon_r = 38.673$; $\rho = 1000$ kg/m³

DASY5 Configuration:

- Area Scan Setting: Find Secondary Maximum Within: 2.0 dB and with a peak SAR value greater than 0.0012W/kg
- Electronics: DAE4 Sn1289; Calibrated: 2023/6/16
- Probe: EX3DV4 - SN7678; ConvF(8.42, 8, 8.03) @ 2560 MHz; Calibrated: 2023/8/17
- Sensor-Surface: 1.4mm (Mechanical Surface Detection (Locations From Previous Scan Used)), Sensor-Surface: 1.4mm (Mechanical Surface Detection)
- Phantom: ELI V8.0 (20deg probe tilt); Type: QD OVA 004 Ax; Serial: 2149

P-sensor on/Notebook Computer/LTE Band 7_20M_Ch21350 RB50.0/Bottom_0mm/Area Scan (6x9x1):

Measurement grid: $dx=12$ mm, $dy=12$ mm

Maximum value of SAR (measured) = 1.63 W/kg

P-sensor on/Notebook Computer/LTE Band 7_20M_Ch21350 RB50.0/Bottom_0mm/Zoom Scan (7x7x7)/Cube 0:

Measurement grid: $dx=5$ mm, $dy=5$ mm, $dz=5$ mm

Reference Value = 0 V/m; Power Drift = 0.00 dB

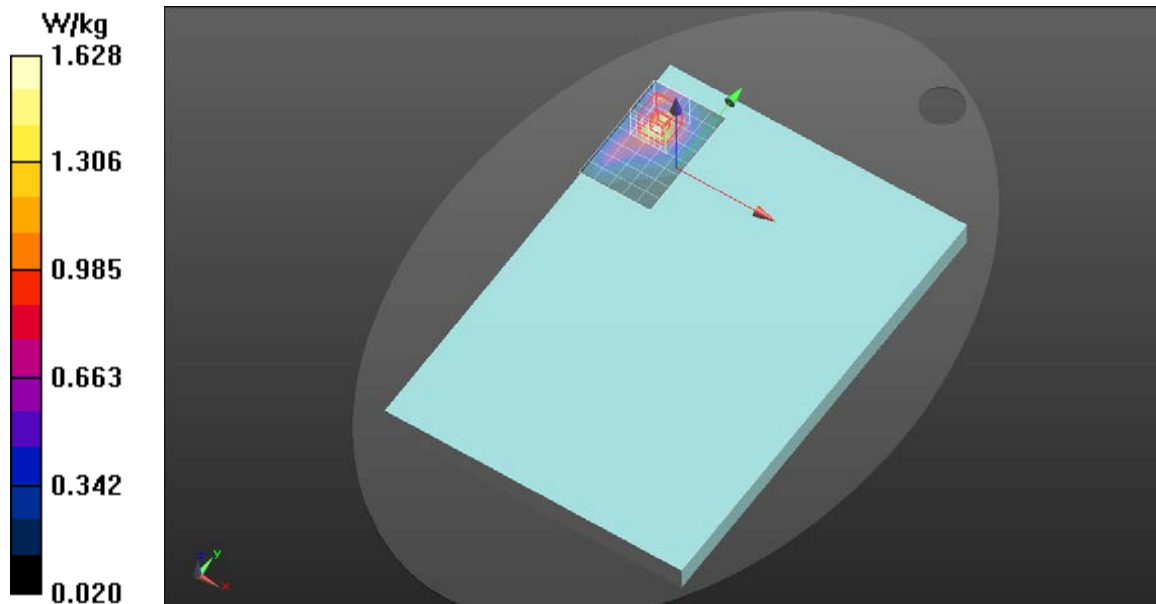
Peak SAR (extrapolated) = 2.39 W/kg

SAR(1 g) = 1.01 W/kg; SAR(10 g) = 0.449 W/kg

Smallest distance from peaks to all points 3 dB below = 11 mm

Ratio of SAR at M2 to SAR at M1 = 39.1%

Maximum value of SAR (measured) = 1.82 W/kg



LTE Band 12

Frequency: 704 MHz; Duty Cycle: 1:1; Room Ambient Temperature: 23.0°C; Liquid Temperature: 22.0°C

Medium parameters used (interpolated): $f = 704$ MHz; $\sigma = 0.908$ S/m; $\epsilon_r = 42.14$; $\rho = 1000$ kg/m³

DASY5 Configuration:

- Area Scan Setting: Find Secondary Maximum Within: 2.0 dB and with a peak SAR value greater than 0.0012W/kg
- Electronics: DAE4 Sn1486; Calibrated: 2023/6/16
- Probe: EX3DV4 - SN7369; ConvF(10.17, 10.17, 10.17) @ 704 MHz; Calibrated: 2023/5/22
- Sensor-Surface: 1.4mm (Mechanical Surface Detection)
- Phantom: ELI V5.0 (20deg probe tilt); Type: QD OVA 002 AA; Serial: 1240

P-sensor on/Notebook Computer/LTE Band 12_10M_Ch23060 RB1.0/Bottom_0mm/Area Scan (6x9x1):

Measurement grid: $dx=15$ mm, $dy=15$ mm

Maximum value of SAR (measured) = 0.927 W/kg

P-sensor on/Notebook Computer/LTE Band 12_10M_Ch23060 RB1.0/Bottom_0mm/Zoom Scan (5x5x7)/Cube 0:

Measurement grid: $dx=8$ mm, $dy=8$ mm, $dz=5$ mm

Reference Value = 0 V/m; Power Drift = 0.00 dB

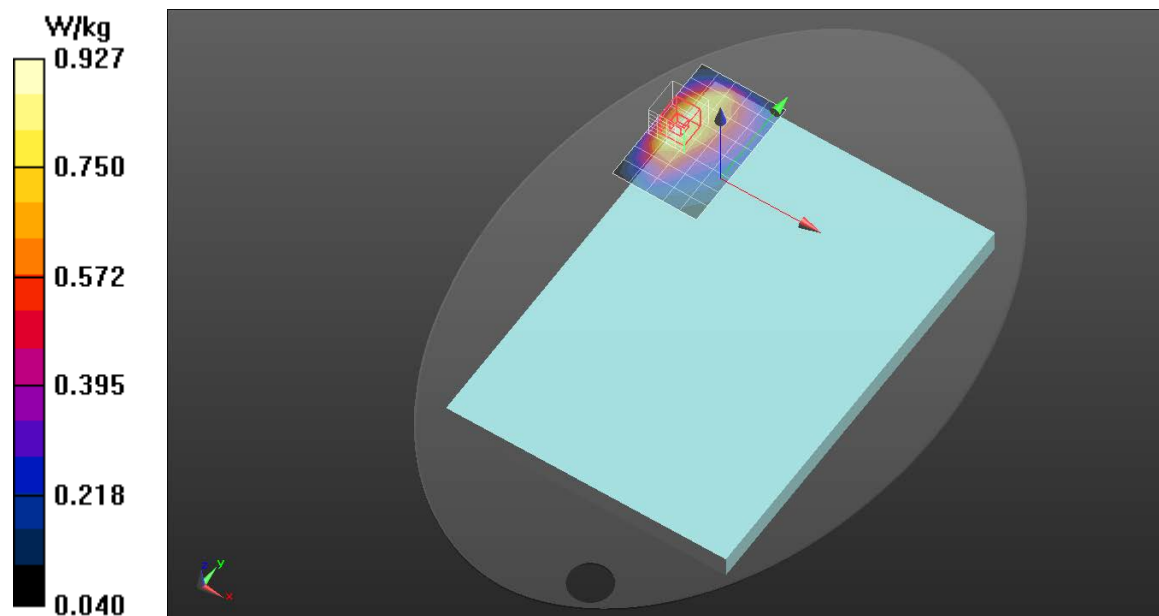
Peak SAR (extrapolated) = 1.08 W/kg

SAR(1 g) = 0.734 W/kg; SAR(10 g) = 0.496 W/kg

Smallest distance from peaks to all points 3 dB below = 17.6 mm

Ratio of SAR at M2 to SAR at M1 = 68.9%

Maximum value of SAR (measured) = 0.960 W/kg



LTE Band 13

Frequency: 782 MHz; Duty Cycle: 1:1; Room Ambient Temperature: 23.0°C; Liquid Temperature: 22.0°C

Medium parameters used (interpolated): $f = 782 \text{ MHz}$; $\sigma = 0.934 \text{ S/m}$; $\epsilon_r = 41.884$; $\rho = 1000 \text{ kg/m}^3$

DASY5 Configuration:

- Area Scan Setting: Find Secondary Maximum Within: 2.0 dB and with a peak SAR value greater than 0.0012W/kg
- Electronics: DAE4 Sn1486; Calibrated: 2023/6/16
- Probe: EX3DV4 - SN7369; ConvF(10.17, 10.17, 10.17) @ 782 MHz; Calibrated: 2023/5/22
- Sensor-Surface: 1.4mm (Mechanical Surface Detection)
- Phantom: ELI V5.0 (20deg probe tilt); Type: QD OVA 002 AA; Serial: 1240

P-sensor on/Notebook Computer/LTE Band 13_10M_Ch23230 RB1.0/Bottom_0mm/Area Scan (6x9x1):

Measurement grid: $dx=15\text{mm}$, $dy=15\text{mm}$

Maximum value of SAR (measured) = 1.11 W/kg

P-sensor on/Notebook Computer/LTE Band 13_10M_Ch23230 RB1.0/Bottom_0mm/Zoom Scan (5x5x7)/Cube 0: Measurement grid:

$dx=8\text{mm}$, $dy=8\text{mm}$, $dz=5\text{mm}$

Reference Value = 0 V/m; Power Drift = 0.04 dB

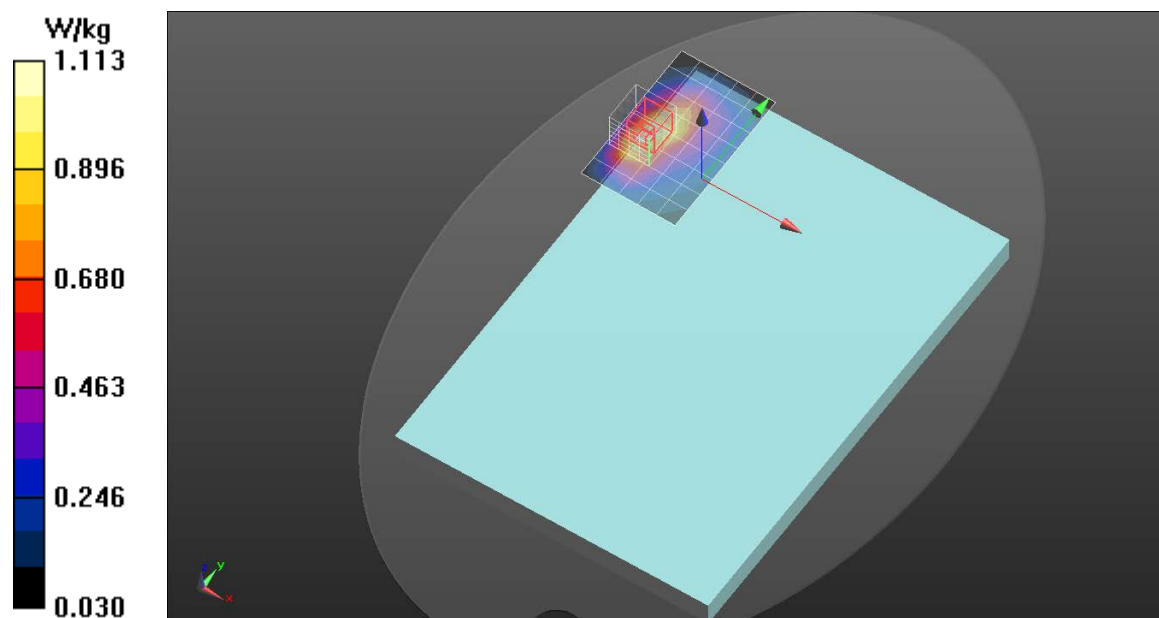
Peak SAR (extrapolated) = 1.38 W/kg

SAR(1 g) = 0.827 W/kg; SAR(10 g) = 0.514 W/kg

Smallest distance from peaks to all points 3 dB below = 12.8 mm

Ratio of SAR at M2 to SAR at M1 = 59.7%

Maximum value of SAR (measured) = 1.20 W/kg



LTE Band 14

Frequency: 793 MHz; Duty Cycle: 1:1; Room Ambient Temperature: 23.0°C; Liquid Temperature: 22.0°C

Medium parameters used (interpolated): $f = 793$ MHz; $\sigma = 0.938$ S/m; $\epsilon_r = 41.852$; $\rho = 1000$ kg/m³

DASY5 Configuration:

- Area Scan Setting: Find Secondary Maximum Within: 2.0 dB and with a peak SAR value greater than 0.0012W/kg
- Electronics: DAE4 Sn1486; Calibrated: 2023/6/16
- Probe: EX3DV4 - SN7369; ConvF(10.17, 10.17, 10.17) @ 793 MHz; Calibrated: 2023/5/22
- Sensor-Surface: 1.4mm (Mechanical Surface Detection)
- Phantom: ELI V5.0 (20deg probe tilt); Type: QD OVA 002 AA; Serial: 1240

P-sensor on/Notebook Computer/LTE Band 14_10M_Ch23330 RB1.0/Bottom_0mm/Area Scan (6x9x1):

Measurement grid: $dx=15$ mm, $dy=15$ mm

Maximum value of SAR (measured) = 1.20 W/kg

P-sensor on/Notebook Computer/LTE Band 14_10M_Ch23330 RB1.0/Bottom_0mm/Zoom Scan (5x5x7)/Cube 0: Measurement grid:

$dx=8$ mm, $dy=8$ mm, $dz=5$ mm

Reference Value = 0.2970 V/m; Power Drift = -0.07 dB

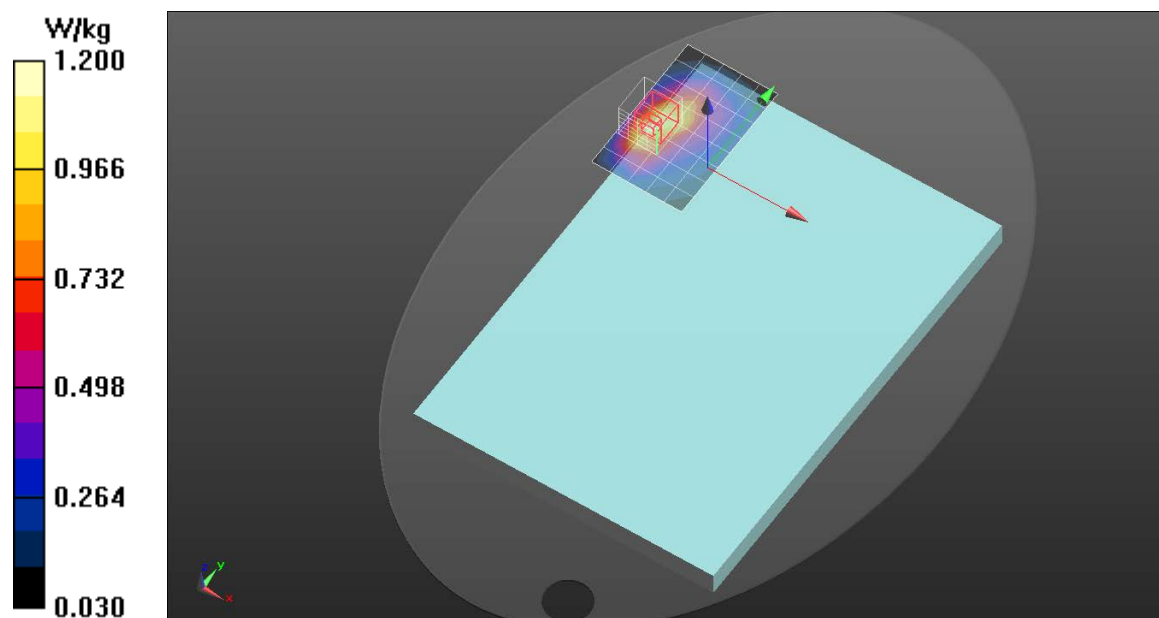
Peak SAR (extrapolated) = 1.50 W/kg

SAR(1 g) = 0.888 W/kg; SAR(10 g) = 0.546 W/kg

Smallest distance from peaks to all points 3 dB below = 12.8 mm

Ratio of SAR at M2 to SAR at M1 = 59.1%

Maximum value of SAR (measured) = 1.30 W/kg



LTE Band 17

Frequency: 711 MHz; Duty Cycle: 1:1; Room Ambient Temperature: 23.0°C; Liquid Temperature: 22.0°C

Medium parameters used (interpolated): $f = 711$ MHz; $\sigma = 0.91$ S/m; $\epsilon_r = 42.115$; $\rho = 1000$ kg/m³

DASY5 Configuration:

- Area Scan Setting: Find Secondary Maximum Within: 2.0 dB and with a peak SAR value greater than 0.0012 W/kg
- Electronics: DAE4 Sn1486; Calibrated: 2023/6/16
- Probe: EX3DV4 - SN7369; ConvF(10.17, 10.17, 10.17) @ 711 MHz; Calibrated: 2023/5/22
- Sensor-Surface: 1.4mm (Mechanical Surface Detection)
- Phantom: ELI V5.0 (20deg probe tilt); Type: QD OVA 002 AA; Serial: 1240

P-sensor on/Notebook Computer/LTE Band 17_10M_Ch23800 RB1.0/Bottom_0mm/Area Scan (6x9x1):

Measurement grid: $dx=15$ mm, $dy=15$ mm

Maximum value of SAR (measured) = 0.797 W/kg

P-sensor on/Notebook Computer/LTE Band 17_10M_Ch23800 RB1.0/Bottom_0mm/Zoom Scan (5x5x7)/Cube 0:

Measurement grid: $dx=8$ mm, $dy=8$ mm, $dz=5$ mm

Reference Value = 0.3090 V/m; Power Drift = 0.07 dB

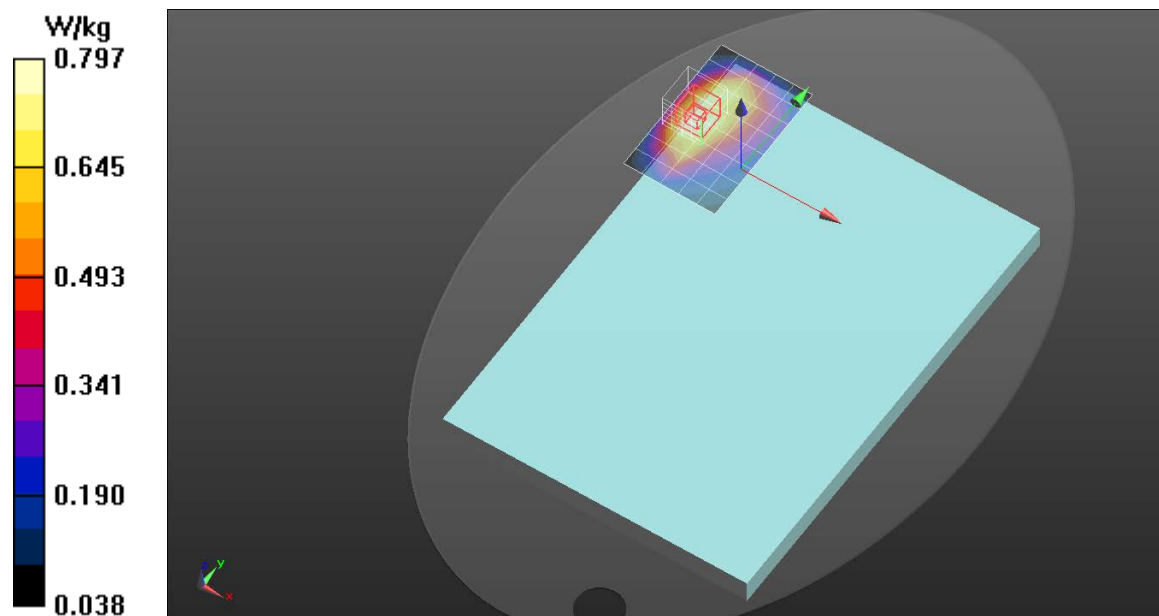
Peak SAR (extrapolated) = 1.02 W/kg

SAR(1 g) = 0.672 W/kg; SAR(10 g) = 0.448 W/kg

Smallest distance from peaks to all points 3 dB below = 16 mm

Ratio of SAR at M2 to SAR at M1 = 65.5%

Maximum value of SAR (measured) = 0.890 W/kg



LTE Band 25

Frequency: 1882.5 MHz; Duty Cycle: 1:1; Room Ambient Temperature: 23.0°C; Liquid Temperature: 22.0°C
Medium parameters used (interpolated): $f = 1882.5$ MHz; $\sigma = 1.401$ S/m; $\epsilon_r = 40.641$; $\rho = 1000$ kg/m³

DASY5 Configuration:

- Area Scan Setting: Find Secondary Maximum Within: 2.0 dB and with a peak SAR value greater than 0.0012W/kg
- Electronics: DAE4 Sn1289; Calibrated: 2023/6/16
- Probe: EX3DV4 - SN7678; ConvF(8.91, 8.51, 8.47) @ 1882.5 MHz; Calibrated: 2023/8/17
- Sensor-Surface: 1.4mm (Mechanical Surface Detection)
- Phantom: ELI V8.0 (20deg probe tilt); Type: QD OVA 004 Ax; Serial: 2149

P-sensor on/Notebook Computer/LTE Band

25_20M_Ch26365_RB1.0/Bottom_0mm/Area Scan (6x9x1):

Measurement grid: $dx=15$ mm, $dy=15$ mm

Maximum value of SAR (measured) = 0.950 W/kg

P-sensor on/Notebook Computer/LTE Band

25_20M_Ch26365_RB1.0/Bottom_0mm/Zoom Scan (5x5x7)/Cube 0:

Measurement grid: $dx=8$ mm, $dy=8$ mm, $dz=5$ mm

Reference Value = 1.007 V/m; Power Drift = 0.09 dB

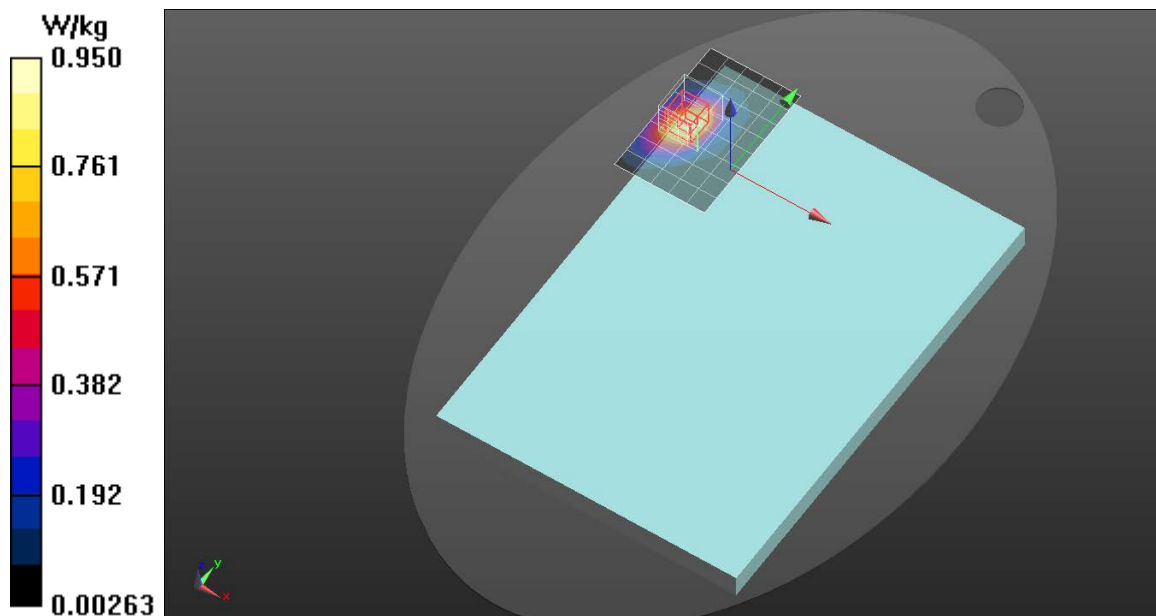
Peak SAR (extrapolated) = 1.21 W/kg

SAR(1 g) = 0.754 W/kg; SAR(10 g) = 0.429 W/kg

Smallest distance from peaks to all points 3 dB below = 13.7 mm

Ratio of SAR at M2 to SAR at M1 = 61.8%

Maximum value of SAR (measured) = 1.06 W/kg



LTE Band 26

Frequency: 836.5 MHz; Duty Cycle: 1:1; Room Ambient Temperature: 23.0°C; Liquid

Temperature: 22.0°C

Medium parameters used (interpolated): $f = 836.5$ MHz; $\sigma = 0.954$ S/m; $\epsilon_r = 41.712$; $\rho = 1000$ kg/m³

DASY5 Configuration:

- Area Scan Setting: Find Secondary Maximum Within: 2.0 dB and with a peak SAR value greater than 0.0012W/kg
- Electronics: DAE4 Sn1486; Calibrated: 2023/6/16
- Probe: EX3DV4 - SN7369; ConvF(9.83, 9.83, 9.83) @ 836.5 MHz; Calibrated: 2023/5/22
- Sensor-Surface: 1.4mm (Mechanical Surface Detection)
- Phantom: ELI V5.0 (20deg probe tilt); Type: QD OVA 002 AA; Serial: 1240

P-sensor on/Notebook Computer/LTE Band 26_15M_Ch26915 RB1.0/Bottom_0mm/Area Scan (6x9x1):

Measurement grid: $dx=15$ mm, $dy=15$ mm

Maximum value of SAR (measured) = 1.46 W/kg

P-sensor on/Notebook Computer/LTE Band 26_15M_Ch26915 RB1.0/Bottom_0mm/Zoom Scan (5x5x7)/Cube 0:

Measurement grid: $dx=8$ mm, $dy=8$ mm, $dz=5$ mm

Reference Value = 0 V/m; Power Drift = 0.00 dB

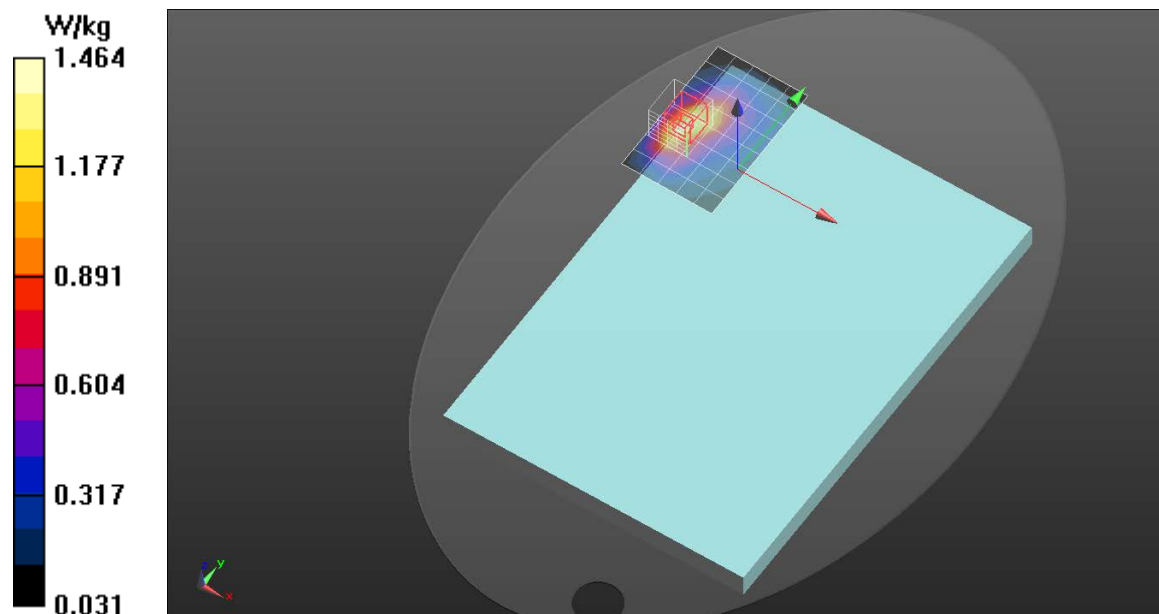
Peak SAR (extrapolated) = 1.84 W/kg

SAR(1 g) = 1.08 W/kg; SAR(10 g) = 0.653 W/kg

Smallest distance from peaks to all points 3 dB below = 12.8 mm

Ratio of SAR at M2 to SAR at M1 = 58.9%

Maximum value of SAR (measured) = 1.59 W/kg



LTE Band 30

Frequency: 2310 MHz; Duty Cycle: 1:1; Room Ambient Temperature: 23.0°C; Liquid

Temperature: 22.0°C

Medium parameters used (interpolated): $f = 2310$ MHz; $\sigma = 1.734$ S/m; $\epsilon_r = 39.06$; $\rho = 1000$ kg/m³

DASY5 Configuration:

- Area Scan Setting: Find Secondary Maximum Within: 2.0 dB and with a peak SAR value greater than 0.0012W/kg
- Electronics: DAE4 Sn1486; Calibrated: 2023/6/16
- Probe: EX3DV4 - SN7369; ConvF(7.89, 7.89, 7.89) @ 2310 MHz; Calibrated: 2023/5/22
- Sensor-Surface: 1.4mm (Mechanical Surface Detection (Locations From Previous Scan Used)), Sensor-Surface: 1.4mm (Mechanical Surface Detection)
- Phantom: ELI V5.0 (20deg probe tilt); Type: QD OVA 002 AA; Serial: 1240

P-sensor on/Notebook Computer/LTE Band 30

10M_Ch27710_RB50.0/Bottom_0mm/Area Scan (7x9x1):

Measurement grid: $dx=12$ mm, $dy=12$ mm

Maximum value of SAR (measured) = 1.45 W/kg

P-sensor on/Notebook Computer/LTE Band 30

10M_Ch27710_RB50.0/Bottom_0mm/Zoom Scan (7x7x7)/Cube 0:

Measurement grid: $dx=5$ mm, $dy=5$ mm, $dz=5$ mm

Reference Value = 0.9970 V/m; Power Drift = 0.06 dB

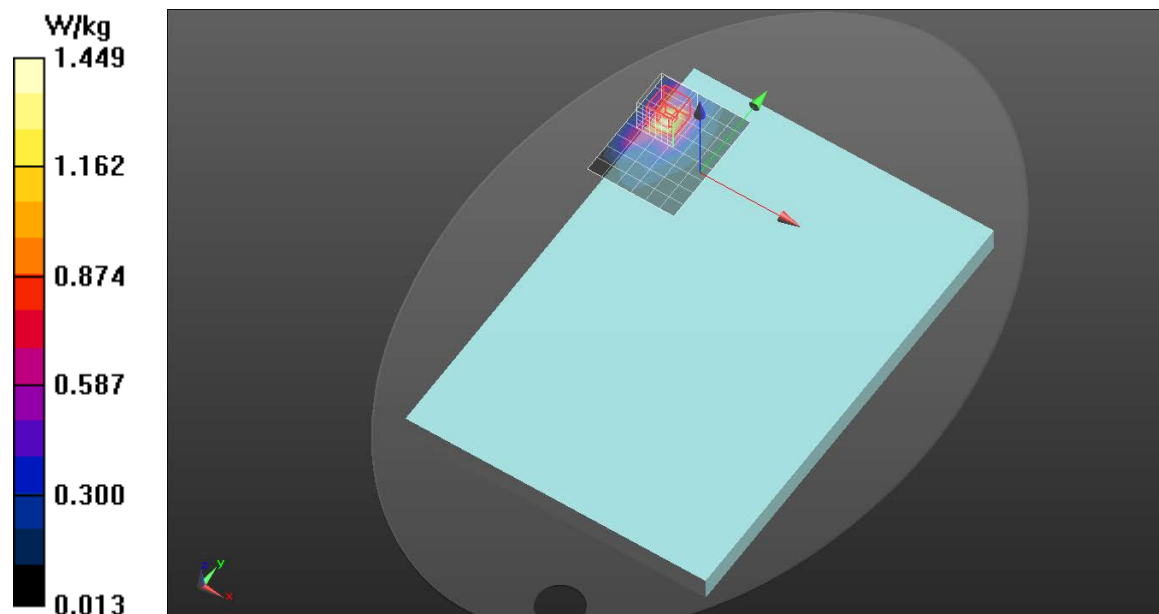
Peak SAR (extrapolated) = 2.10 W/kg

SAR(1 g) = 1 W/kg; SAR(10 g) = 0.485 W/kg

Smallest distance from peaks to all points 3 dB below = 9.2 mm

Ratio of SAR at M2 to SAR at M1 = 47.8%

Maximum value of SAR (measured) = 1.65 W/kg



LTE Band 38

Frequency: 2610 MHz; Duty Cycle: 1:1; Room Ambient Temperature: 23.0°C; Liquid Temperature: 22.0°C

Medium parameters used (interpolated): $f = 2610$ MHz; $\sigma = 1.958$ S/m; $\epsilon_r = 38.599$; $\rho = 1000$ kg/m³

DASY5 Configuration:

- Area Scan Setting: Find Secondary Maximum Within: 2.0 dB and with a peak SAR value greater than 0.0012W/kg
- Electronics: DAE4 Sn1289; Calibrated: 2023/6/16
- Probe: EX3DV4 - SN7678; ConvF(8.42, 8, 8.03) @ 2610 MHz; Calibrated: 2023/8/17
- Sensor-Surface: 1.4mm (Mechanical Surface Detection (Locations From Previous Scan Used)), Sensor-Surface: 1.4mm (Mechanical Surface Detection)
- Phantom: ELI V8.0 (20deg probe tilt); Type: QD OVA 004 Ax; Serial: 2149

P-sensor on/Notebook Computer/LTE Band 38_20M_Ch38150 RB1.0/Bottom_0mm/Area Scan (7x9x1):

Measurement grid: $dx=12$ mm, $dy=12$ mm

Maximum value of SAR (measured) = 0.734 W/kg

P-sensor on/Notebook Computer/LTE Band 38_20M_Ch38150 RB1.0/Bottom_0mm/Zoom Scan (7x7x7)/Cube 0:

Measurement grid: $dx=5$ mm, $dy=5$ mm, $dz=5$ mm

Reference Value = 0.4630 V/m; Power Drift = -0.08 dB

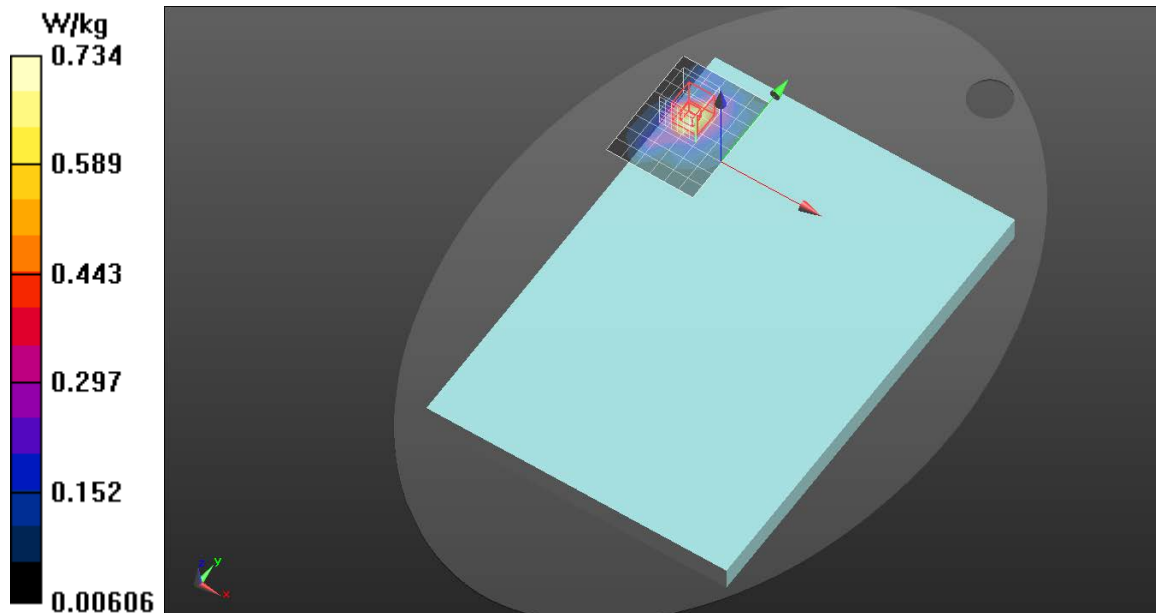
Peak SAR (extrapolated) = 1.20 W/kg

SAR(1 g) = 0.527 W/kg; SAR(10 g) = 0.251 W/kg

Smallest distance from peaks to all points 3 dB below = 9.4 mm

Ratio of SAR at M2 to SAR at M1 = 43.3%

Maximum value of SAR (measured) = 0.919 W/kg



LTE Band 41

Frequency: 2680 MHz; Duty Cycle: 1:1; Room Ambient Temperature: 23.0°C; Liquid Temperature: 22.0°C

Medium parameters used: $f = 2680$ MHz; $\sigma = 2.111$ S/m; $\epsilon_r = 37.437$; $\rho = 1000$ kg/m³

DASY5 Configuration:

- Area Scan Setting: Find Secondary Maximum Within: 2.0 dB and with a peak SAR value greater than 0.0012W/kg
- Electronics: DAE4 Sn1486; Calibrated: 2023/6/16
- Probe: EX3DV4 - SN7369; ConvF(7.48, 7.48, 7.48) @ 2680 MHz; Calibrated: 2023/5/22
- Sensor-Surface: 1.4mm (Mechanical Surface Detection)
- Phantom: ELI V5.0 (20deg probe tilt); Type: QD OVA 002 AA; Serial: 1240

P-sensor on/Notebook Computer/LTE Band 41

20M_Ch41490_RB1.0/Bottom_0mm/Area Scan (7x9x1):

Measurement grid: dx=12mm, dy=12mm

Maximum value of SAR (measured) = 1.85 W/kg

P-sensor on/Notebook Computer/LTE Band 41

20M_Ch41490_RB1.0/Bottom_0mm/Zoom Scan (7x7x7)/Cube 0:

Measurement grid: dx=5mm, dy=5mm, dz=5mm

Reference Value = 0.4270 V/m; Power Drift = 0.05 dB

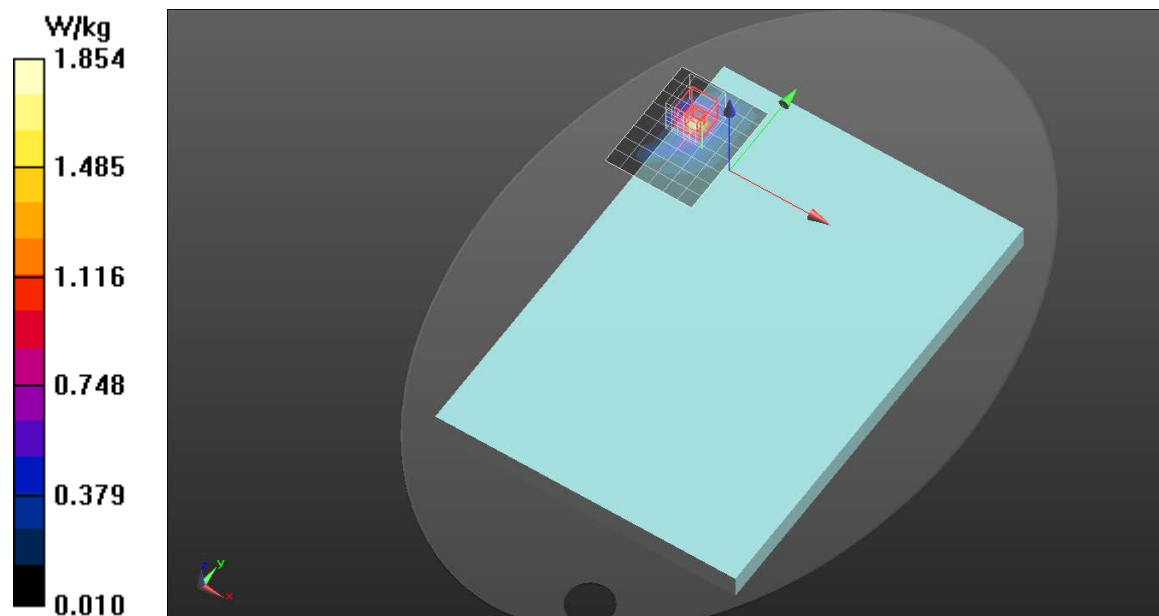
Peak SAR (extrapolated) = 2.51 W/kg

SAR(1 g) = 0.988 W/kg; SAR(10 g) = 0.427 W/kg

Smallest distance from peaks to all points 3 dB below = 8.5 mm

Ratio of SAR at M2 to SAR at M1 = 39.2%

Maximum value of SAR (measured) = 1.88 W/kg



LTE Band 66

Frequency: 1770 MHz; Duty Cycle: 1:1; Room Ambient Temperature: 23.0°C; Liquid Temperature: 22.0°C

Medium parameters used: $f = 1770$ MHz; $\sigma = 1.349$ S/m; $\epsilon_r = 41.649$; $\rho = 1000$ kg/m³

DASY5 Configuration:

- Area Scan Setting: Find Secondary Maximum Within: 2.0 dB and with a peak SAR value greater than 0.0012W/kg
- Electronics: DAE4 Sn1289; Calibrated: 2023/6/16
- Probe: EX3DV4 - SN7678; ConvF(9.06, 8.8, 8.69) @ 1770 MHz; Calibrated: 2023/8/17
- Sensor-Surface: 1.4mm (Mechanical Surface Detection (Locations From Previous Scan Used)), Sensor-Surface: 1.4mm (Mechanical Surface Detection)
- Phantom: ELI V8.0 (20deg probe tilt); Type: QD OVA 004 Ax; Serial: 2149

P-sensor on/Notebook Computer/LTE Band 66

20M_Ch132572_RB1.0/Bottom_0mm/Area Scan (6x9x1):

Measurement grid: dx=15mm, dy=15mm

Maximum value of SAR (measured) = 1.49 W/kg

P-sensor on/Notebook Computer/LTE Band 66

20M_Ch132572_RB1.0/Bottom_0mm/Zoom Scan (5x5x7)/Cube 0:

Measurement grid: dx=8mm, dy=8mm, dz=5mm

Reference Value = 0 V/m; Power Drift = 0.00 dB

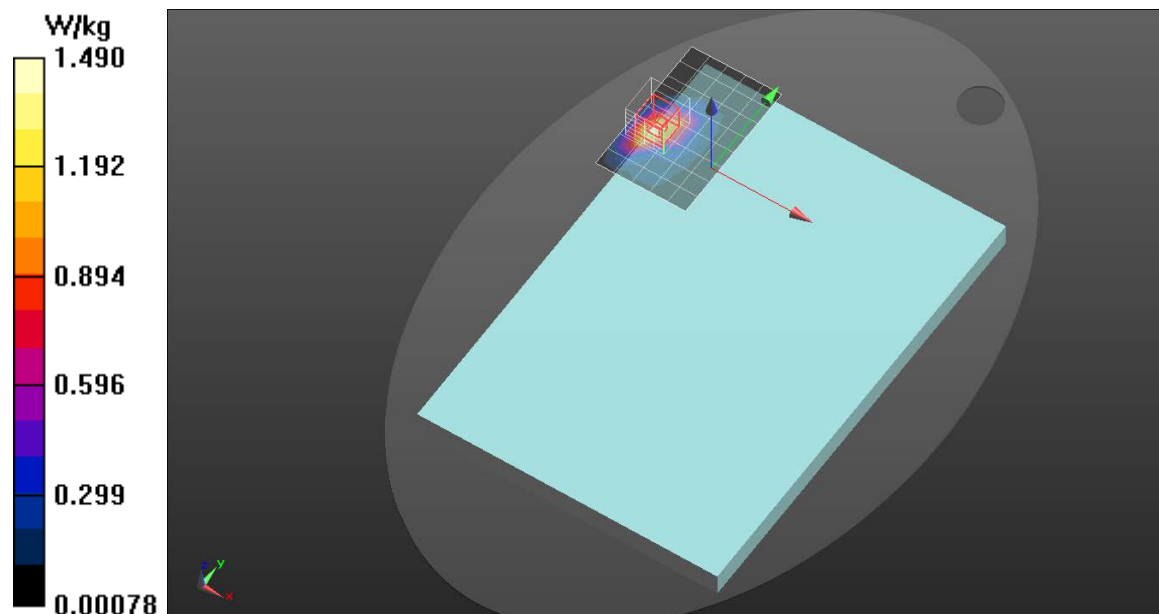
Peak SAR (extrapolated) = 2.16 W/kg

SAR(1 g) = 1.14 W/kg; SAR(10 g) = 0.573 W/kg

Smallest distance from peaks to all points 3 dB below = 9.1 mm

Ratio of SAR at M2 to SAR at M1 = 53.8%

Maximum value of SAR (measured) = 1.81 W/kg



LTE Band 71

Frequency: 688 MHz; Duty Cycle: 1:1; Room Ambient Temperature: 23.0°C; Liquid Temperature: 22.0°C

Medium parameters used (interpolated): $f = 688$ MHz; $\sigma = 0.903$ S/m; $\epsilon_r = 42.207$; $\rho = 1000$ kg/m³

DASY5 Configuration:

- Area Scan Setting: Find Secondary Maximum Within: 2.0 dB and with a peak SAR value greater than 0.0012W/kg
- Electronics: DAE4 Sn1486; Calibrated: 2023/6/16
- Probe: EX3DV4 - SN7369; ConvF(10.17, 10.17, 10.17) @ 688 MHz; Calibrated: 2023/5/22
- Sensor-Surface: 1.4mm (Mechanical Surface Detection)
- Phantom: ELI V5.0 (20deg probe tilt); Type: QD OVA 002 AA; Serial: 1240

P-sensor on/Notebook Computer/LTE Band 71

_20M_Ch133372_RB1.0/Bottom_0mm/Area Scan (6x8x1):

Measurement grid: dx=15mm, dy=15mm

Maximum value of SAR (measured) = 0.988 W/kg

P-sensor on/Notebook Computer/LTE Band 71

_20M_Ch133372_RB1.0/Bottom_0mm/Zoom Scan (5x5x7)/Cube 0:

Measurement grid: dx=8mm, dy=8mm, dz=5mm

Reference Value = 0.3930 V/m; Power Drift = 0.00 dB

Peak SAR (extrapolated) = 1.22 W/kg

SAR(1 g) = 0.844 W/kg; SAR(10 g) = 0.559 W/kg

Smallest distance from peaks to all points 3 dB below = 14.4 mm

Ratio of SAR at M2 to SAR at M1 = 68.5%

Maximum value of SAR (measured) = 1.09 W/kg

