

# • **Manual of RF transmitter**

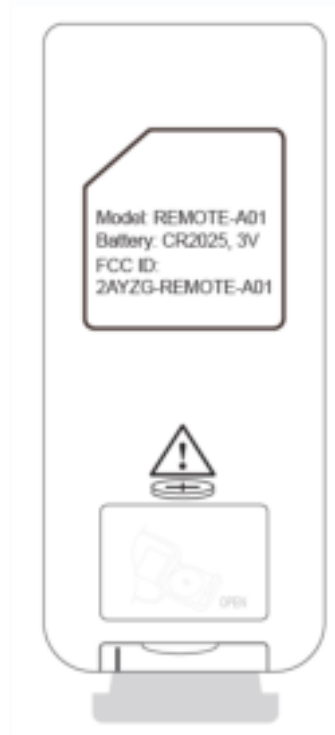
Model: REMOTE-A01

Battery: DC 3V

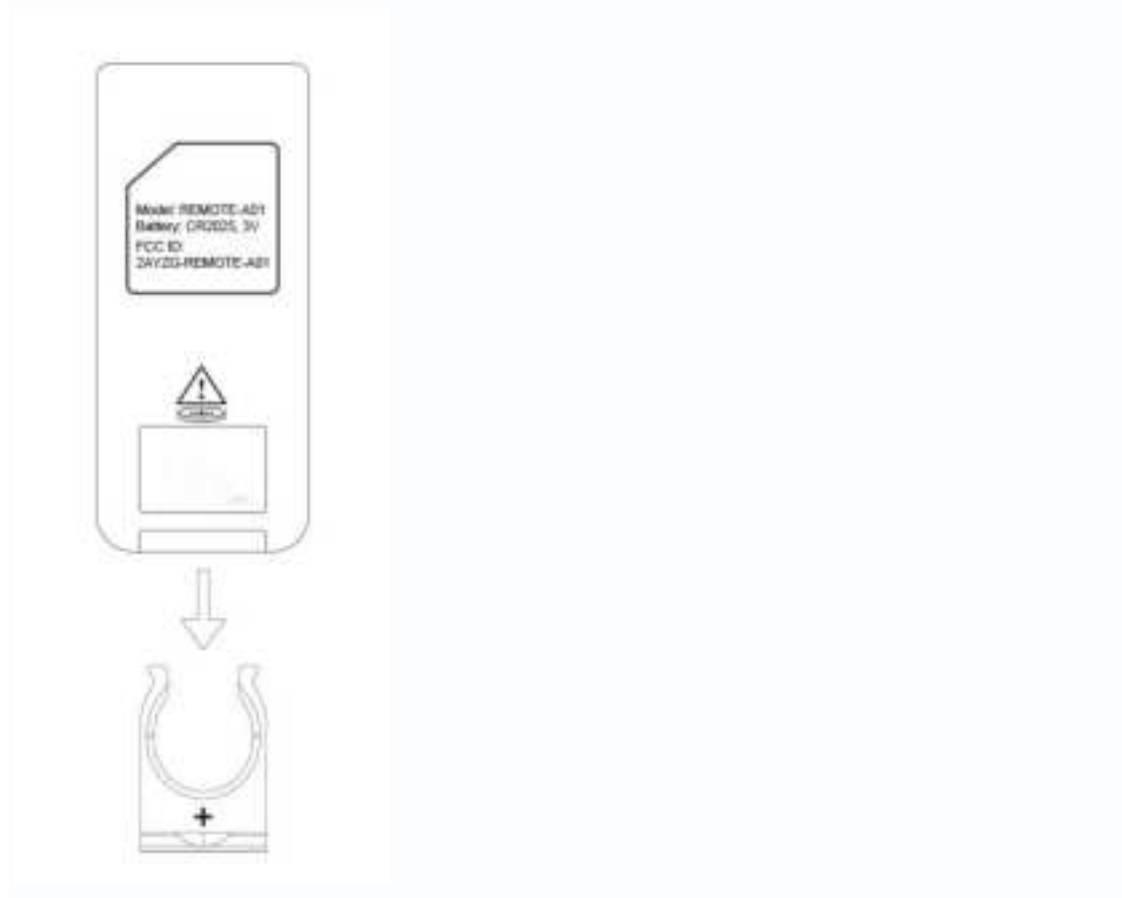
Wireless Frequency: 433.92MHz

## **Battery replacement of remote control**

1. Remove the plastic insulator at the bottom.



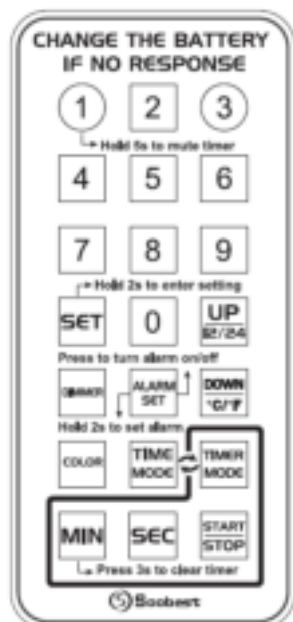
2. Open the battery compartment in the direction shown in the figure



3. Facing the "+" and "-" pole marks of the battery compartment, put the 3v battery into the battery compartment



4. Insert the battery compartment in the correct direction



## Use of remote control

1. When using the remote control, please pair it with the electric appliance to be controlled

2. Press the remote control briefly, the indicator light will be on once, and remote control signal will be sent
3. Long press the remote control, the indicator light continues to light, and continues to send out remote control signal

## **Battery handling and usage:**

**WARNING:** Keep batteries away from children and pets.

Follow the battery manufacturer's safety and usage instructions.

Insert the battery observing the proper polarity(+/-) as indicated inside the Battery Compartment.

**CAUTION:** Failure to properly align the battery polarity can cause personal injury and/or property damage.

Remove spent or discharged battery from the product. Remove the battery when not using the product for an extended period.

Never throw batteries into a fire. Do not expose batteries to fire or other heat sources.

Dispose or recycle spent/discharged batteries in compliance with all applicable laws. For detailed information contact your local solid waste authority.

## **FCC STATEMENT**

1. This device complies with Part 15 of the FCC Rules. Operation is subject to the following two conditions: (1) This device may not cause harmful interference, and (2) This device must accept any interference received, including interference that may cause undesired operation.

2. Changes or modifications not expressly approved by the party responsible for compliance could void the user's authority to operate the equipment.

This equipment has been tested and found to comply with the limits for a Class B digital device, pursuant to part 15 of the FCC Rules. These limits are designed to provide reasonable protection against harmful interference in a residential installation. This equipment generates,

uses and can radiate radio frequency energy and, if not installed and used in accordance with the

instructions, may cause harmful interference to radio communications. However, there is no guarantee that interference will not occur in a particular installation. If this equipment does cause

harmful interference to radio or television reception, which can be determined by turning the

equipment off and on, the user is encouraged to try to correct the interference by one or more of

the following measures:

- Reorient or relocate the receiving antenna.
- Increase the separation between the equipment and receiver.
- Connect the equipment into an outlet on a circuit different from that to which the receiver is connected.
- Consult the dealer or an experienced radio/ TV technician for help.

#### FCC Radiation Exposure Statement:

The device has been evaluated to meet general RF exposure requirement. The device can be used in portable exposure condition without restriction.